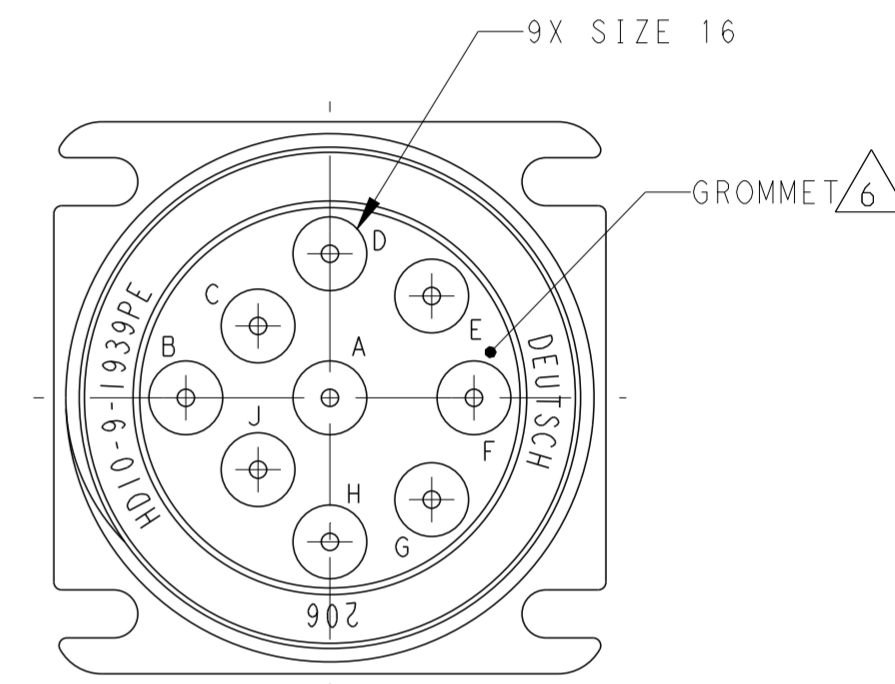
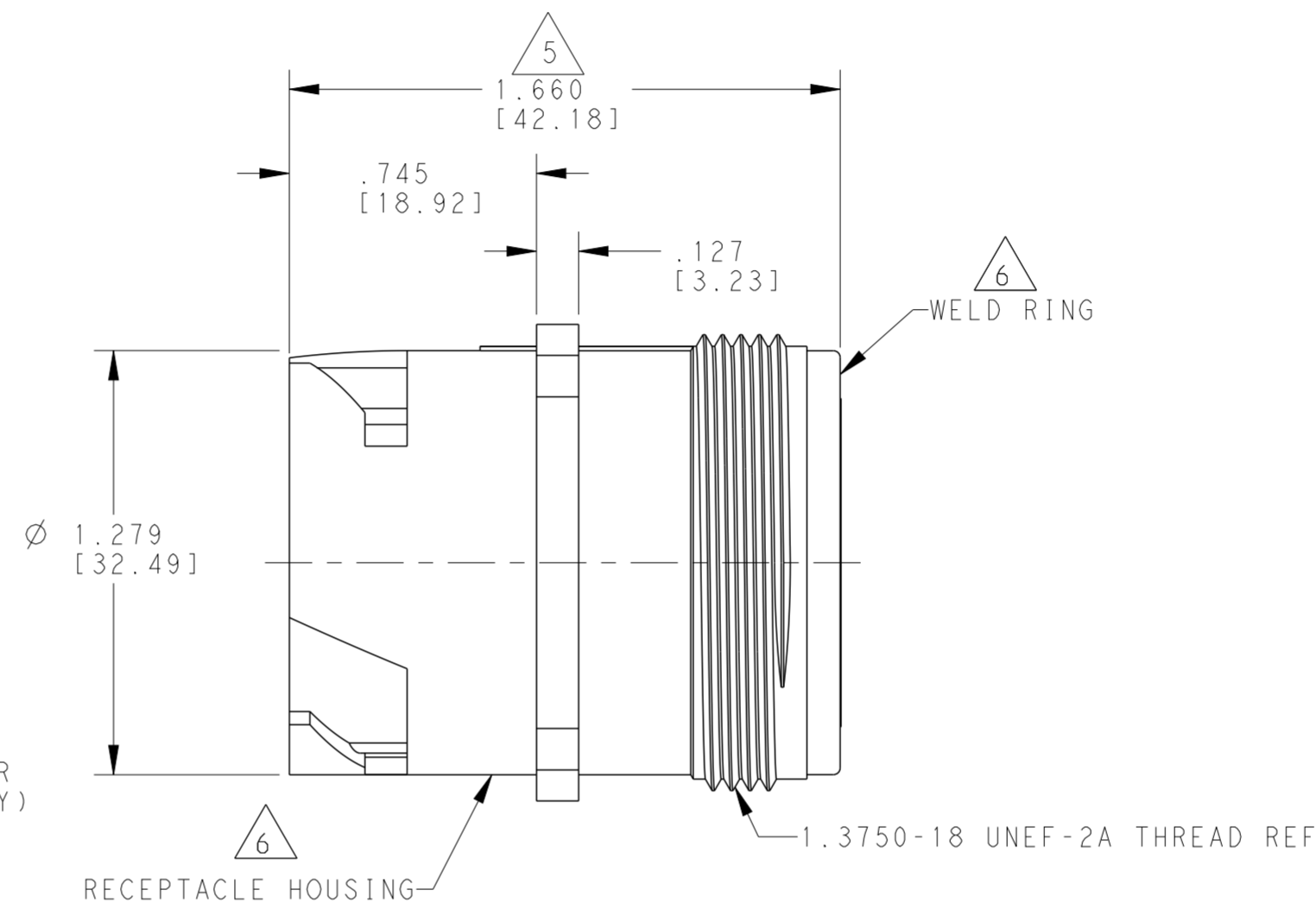
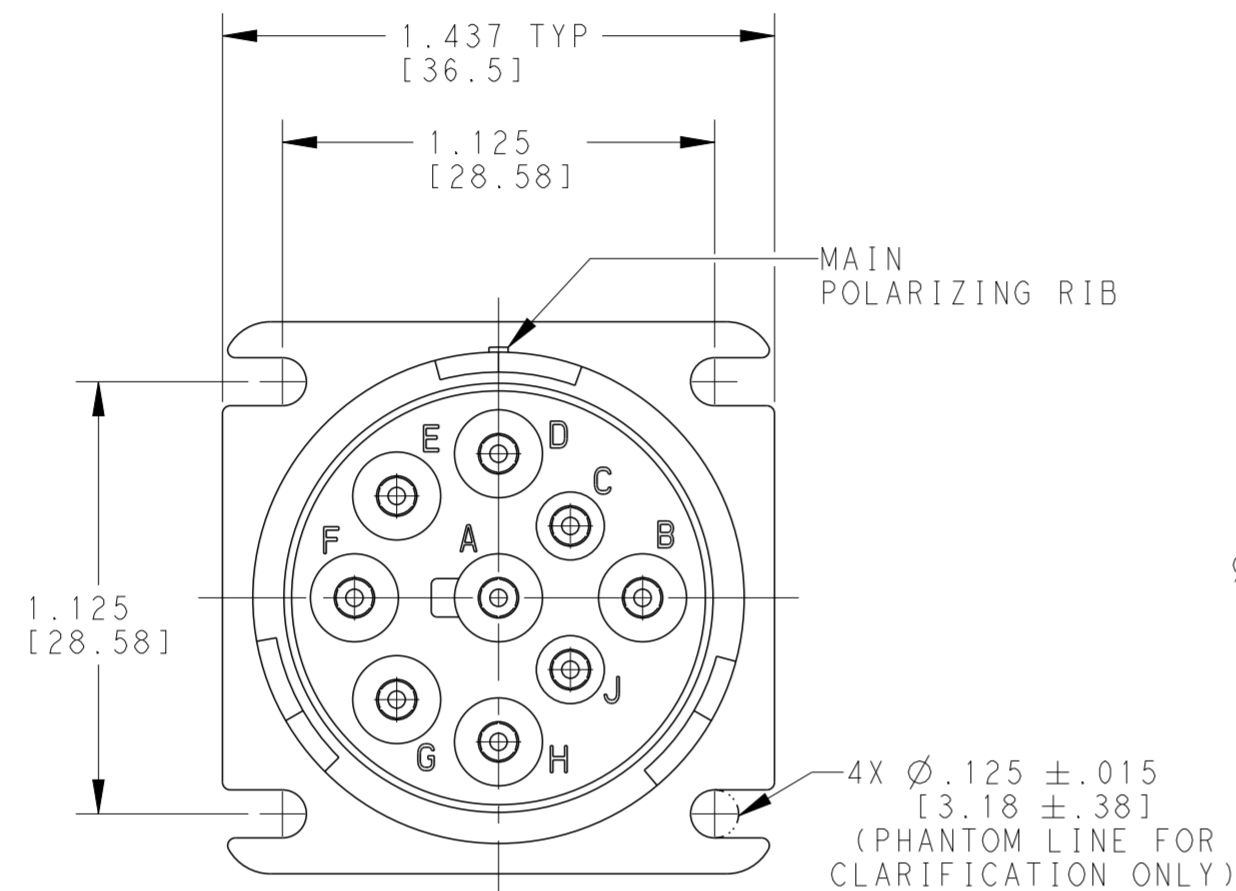
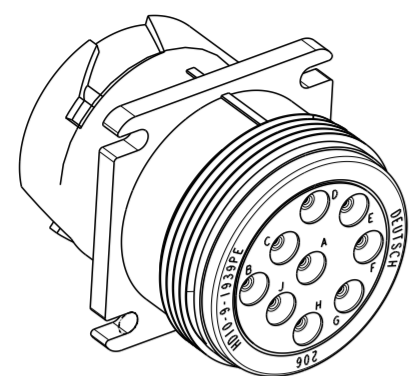


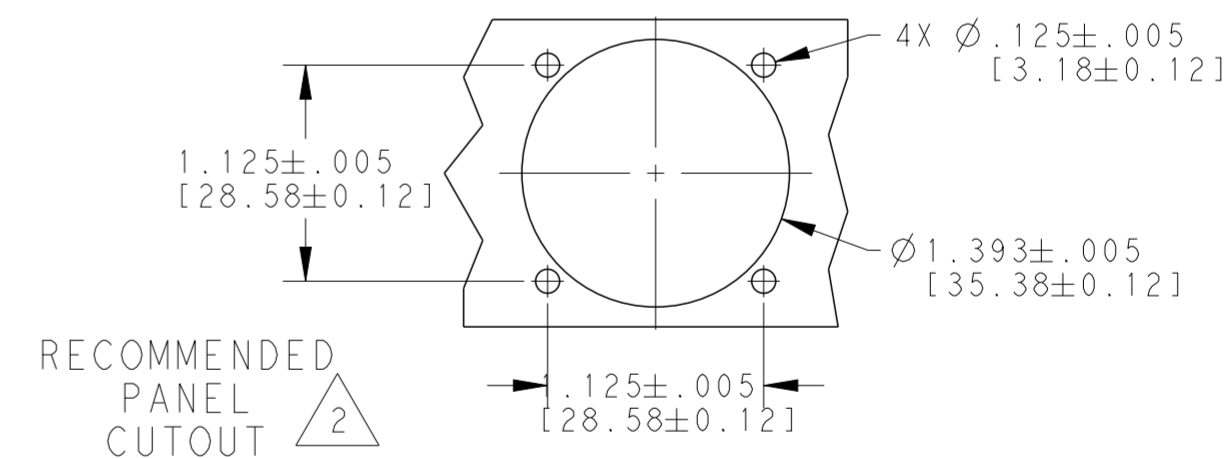
LOC		DIST		REVISIONS			
P	LTR	DESCRIPTION	DATE	DWN	APVD		
B		REVISED PER E.O. P16252	5OCT1999	-	RDR		
C		REVISED PER E.O. P17743	27DEC2002	-	RDR		
D		REVISED PER E.O. P21366	4JUN2012	-	RDR		
D1		REVISED PER ECO-14-002953	29JAN2014	PV	DM		



- 6. MATERIAL: RECEPTACLE HOUSING AND WELD RING: PA 15%GF (BLACK)
GROMMET : SILICONE (RED).
- 5. OVERALL DIMENSION DOES NOT INCLUDE RUBBER GROMMET.
- 4. THIS RECEPTACLE MATES WITH FOLLOWING PLUGS (X=SEAL TYPE, XXXX = ALL MODIFICATIONS).
HD16-9-1939SX-XXXX
HD17-9-1939SX-XXXX
- 3. SEE DRAWING 0425-015-0000 FOR CONTACT AND WIRE PERFORMANCE AND APPLICATION CHARACTERISTICS
- 2. MAXIMUM PANEL THICKNESS IS .250 [6.35]. IF MATING WITH HD17-9-1939SX-XXXX PLUG THE MAXIMUM PANEL THICKNESS IS .225 [5.71].
- 1. SEE TABLE FOR USABLE WIRE RANGE AND INSULATION RANGE.

CONTACT SIZE	MINIMUM O.D.	MAXIMUM O.D.	WIRE RANGE [mm ²]
16	.053 [1.35]	.120 [3.05]	14-20 AWG [2.0-.50]

NOTES:



THIS DRAWING IS A CONTROLLED DOCUMENT.		DWN J. NORRIS 11SEP1996	TE Connectivity	
DIMENSIONS: [INCHES][mm]		CHK I. GRANTCHAROVA 16SEP2013		
TOLERANCES UNLESS OTHERWISE SPECIFIED:		APVD D. MEYER 18SEP2013	NAME RECEPTACLE CONNECTOR SQUARE FLANGE HD10 SERIES ARR. 9-1939 E SEAL	
0 PLC ±- 1 PLC ± 2 PLC ± 3 PLC ±.025 4 PLC ± ANGLES ±0°30'0" FINISH		PRODUCT SPEC -	SIZE A200779	DRAWING NO G-HD10-9-1939PE
MATERIAL 6		APPLICATION SPEC -	WEIGHT 38.31 (g)	RESTRICTED TO -
Customer Drawing			SCALE 2:1	SHEET 1 OF 1
			REV D1	