

# EMG 75-NZG/G15/2


Order No.: 2941044



<http://eshop.phoenixcontact.de/phoenix/treeViewClick.do?UID=2941044>

Voltage regulator module, secondary switched-mode, default, input 19.5 V-29 V AC/ 27 V-30 V DC, output 15 V DC/2 A



Commercial data	
GTIN (EAN)	 4 017918 104528
Note	Made-to-order
sales group	H093
Pack	1 pcs.
Customs tariff	85044082

### Product notes

WEEE/RoHS-compliant since:  
04/01/2007



<http://www.download.phoenixcontact.com>  
Please note that the data given here has been taken from the online catalog. For comprehensive information and data, please refer to the user documentation. The General Terms and Conditions of Use apply to Internet downloads.

## Technical data

Input data	
Nominal input voltage	19.5 V AC ... 29 V AC
DC input voltage range	27 V DC ... 30 V DC
AC frequency range	50 Hz ... 60 Hz

Nominal power consumption	Approx. 60 VA
Input fuse	4 A (slow-blow TR 5, internal, solderable)

**Output data**

Nominal output voltage	15 V DC $\pm 2\%$ (settable from 5.1 V DC ... 24.5 V DC)
Output current	2 A
Residual ripple	$\leq 400 \text{ mV}_{\text{pp}}$
Type of protection	Electronic current limitation at 2.8 A
Protective circuit/component	Varistor

**General data**

Width	75 mm
Height	70.5 mm
Depth	75 mm
Net weight	320 g
Operating voltage display	Green LED
Operating mode	100% operating factor
Degree of protection	IP20
Ambient temperature (operation)	0 °C ... 55 °C
Mounting position	On horizontal DIN rail
Assembly instructions	Can be aligned with spacing = 5 mm

**Connection data, input**

Type of connection	Screw connection
Conductor cross section solid min.	0.2 mm <sup>2</sup>
Conductor cross section solid max.	4 mm <sup>2</sup>
Conductor cross section stranded min.	0.2 mm <sup>2</sup>
Conductor cross section stranded max.	2.5 mm <sup>2</sup>
Conductor cross section AWG/kcmil min.	24
Conductor cross section AWG/kcmil max	14
Stripping length	8 mm
Screw thread	M3

**Connection data, output**

Type of connection	Screw connection
Conductor cross section solid min.	0.2 mm <sup>2</sup>
Conductor cross section solid max.	4 mm <sup>2</sup>

Conductor cross section stranded min.	0.2 mm <sup>2</sup>
Conductor cross section stranded max.	2.5 mm <sup>2</sup>
Conductor cross section AWG/kcmil min.	24
Conductor cross section AWG/kcmil max	14
Stripping length	8 mm

**Certificates / Approvals**



Certification GOST

**Accessories**

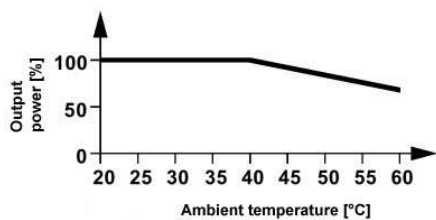
Item	Designation	Description
------	-------------	-------------

**Marking**

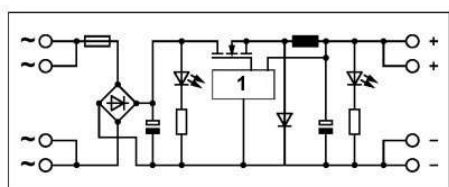
2947035	EMG-GKS 12	Equipment marker, width 12 mm
---------	------------	-------------------------------

**Diagrams/Drawings**

Diagram



Circuit diagram



1 = switched-mode regulator

EMG 75-NZG/G15/2 Order No.: 2941044

<http://eshop.phoenixcontact.de/phoenix/treeViewClick.do?UID=2941044>

---

**Address**

PHOENIX CONTACT Deutschland GmbH  
Flachmarktstr. 8  
32825 Blomberg, Germany  
Phone +49 5235 3 12000  
Fax +49 5235 3 41200  
<http://www.phoenixcontact.de>



© 2011 Phoenix Contact  
Technical modifications reserved;