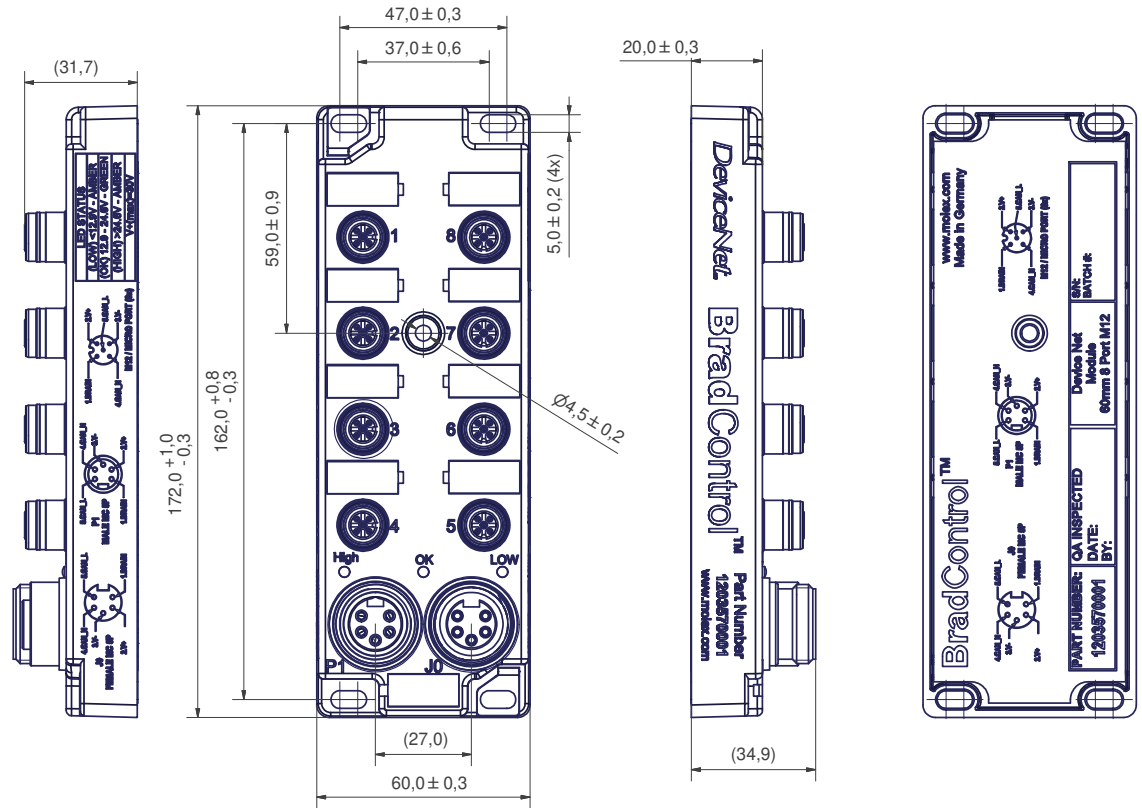


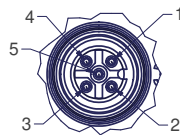
(1:1)



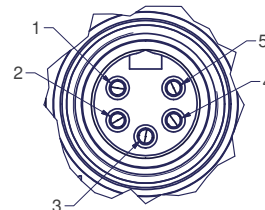
SPECIFICATION:

- 1) HOUSING MATERIAL: PBT GF20 BLACK
- 2) RECEPTACLE HOUSINGS: NICKEL PLATED BRASS
- 3) CONTACT CARRIER/INSERT: PBT GF20 / PVC
- 4) CONTACTS: GOLD PLATED BRASS
- 5) OPERATING VOLTAGE: 10-30V DC  
OPERATION CURRENT: 10 A (MINI CHANGE); 4,0 A (M12)
- 6) PROTECTION: IP67 - ONLY WHEN ALL PLUGS ARE CONNECTED
- 7) OPERATION TEMPERATURE: -25°C - +70°C
- 8) LED FUNCTION:  
(LO) < 12.9V AMBER  
(OK) 12.9-24.6V GREEN  
(HI) > 24.6V AMBER
- 9) GROUNDING: ALL METAL SHELLS, M12-I/O PORTS & MC PORTS, ARE GROUNDED TO THE PE MOUNTING HOLES-2x
- 10) 4 PIECES OF THE M12 CLOSURE CAP AND 11 PIECES OF THE MARKING LABELS WILL BE SUPPLIED LOOSE IN A POLYBAG

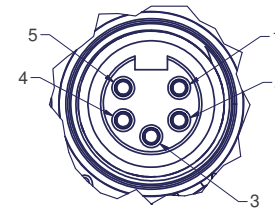
M12 FEM (2:1)



MC MALE (2:1)



MC FEM (2:1)



1. DRAIN
2. V+
3. V-
4. CAN\_H
5. CAN\_L

CUSTOMER PRODUCT APPROVAL  
APPROVED BY: \_\_\_\_\_  
DATE: \_\_\_\_\_  
MUST BE SIGNED AND RETURNED BEFORE  
PRODUCTION WILL BEGIN.

EC NO.: WEI2010/0265 DRAWN: KJ 01/14/2011 CHKD: BW 01/14/2011 APPR: JM 01/14/2011	QUALITY SYMBOLS	GENERAL TOLERANCES (UNLESS SPECIFIED)	DIMENSION STYLE	SCALE	DESIGN UNITS	FIRST ANGLE PROJECTION
	$\nabla = 2x$ $\nabla = 1x$	mm INCH 4 PLACES ± 0,15 ± 0,004 3 PLACES ± 0,25 ± 0,010 2 PLACES ± 0,50 ± 0,020 1 PLACE ± 1,00 ± 0,040 ANGULAR ± 1/2°	MM ONLY	1:1	METRIC	
			DRAWN BY: FP DATE: 11/25/2009 CHECKED BY: NS DATE: 4/30/2010 APPROVED BY: RE DATE: 4/30/2010			Device Net Box 8 Port Junction Box
				MATERIAL NO.: 1203570001 SIZE: A2	MOLEX INCORPORATED DOCUMENT NO.: SD-120357-001	SHEET NO.: 1 OF 1

DRAFT WHERE APPLICABLE MUST REMAIN WITHIN DIMENSIONS

THIS DRAWING CONTAINS INFORMATION THAT IS PROPRIETARY TO MOLEX INCORPORATED AND SHOULD NOT BE USED WITHOUT WRITTEN PERMISSION