



**AMP-LATCH | AMP-LATCH Universal Headers**

TE Internal #: 5102156-6

Ribbon Cable Connectors, Wire-to-Board, 26 Position, 2.54 mm [.1 in] Centerline, Vertical, Through Hole - Solder, 2 Row, AMP-LATCH Universal Headers

[View on TE.com >](#)

Connectors > PCB Connectors > Wire-to-Board Connectors > FFC, FPC & Ribbon Connectors > Ribbon Cable Connectors >

AMP-LATCH UNIVERSAL HEADERS



Connector System: **Wire-to-Board**

Number of Positions: **26**

Centerline (Pitch): **2.54 mm [.1 in]**

PCB Mount Retention: **Without**

PCB Mount Orientation: **Vertical**

[All AMP-LATCH UNIVERSAL HEADERS \(525\)](#)

**Features**

**Product Type Features**

Ribbon Cable Connector Header Type	Universal Ejection Pin Headers
Connector Product Type	Connector Assembly
Connector System	Wire-to-Board
Connector & Housing Type	Plug
Connector & Contact Terminates To	Printed Circuit Board

**Configuration Features**

Number of Positions	26
PCB Mount Orientation	Vertical
Number of Rows	2

**Electrical Characteristics**

Insulation Resistance	5000 MΩ
Operating Voltage	250 VAC



### Body Features

Primary Product Color	Black
Connector Profile	Standard

### Contact Features

Mating Square Post Dimension	.64 mm[.025 in]
PCB Contact Termination Area Plating Material Thickness	2.54 $\mu$ m[100 $\mu$ in]
Contact Type	Pin
	30 $\mu$ in
Contact Mating Area Plating Material	Gold, Gold Flash over Palladium Nickel
Contact Shape & Form	Square
Contact Underplating Material	Nickel
PCB Contact Termination Area Plating Material	Tin
Contact Base Material	Phosphor Bronze
Contact Current Rating (Max)	1 A

### Termination Features

Round Termination Post & Tail Diameter	.64 mm[.025 in]
Termination Post & Tail Length	3.94 mm[.155 in]
Termination Method to Printed Circuit Board	Through Hole - Solder

### Mechanical Attachment

Mating Alignment	With
PCB Mount Alignment	Without
Panel Mount Feature	Without
PCB Mount Retention	Without
Mating Alignment Type	Center, Dual Polarizing Bar
Mating Retention	With
Mating Retention Type	Ejection Latch
Connector Mounting Type	Board Mount

### Housing Features

Mating Entry Location	Top
Housing Material	Nylon - GF
Centerline (Pitch)	2.54 mm[.1 in]

### Dimensions



Shrouded End Dimension	3.81 mm[.15 in]
Connector Length	52.32 mm[2.06 in]
Connector Height	13.94 mm[.55 in]
PCB Thickness (Recommended)	3.18 mm[.125 in]
Row-to-Row Spacing	2.54 mm[.1 in]

### Usage Conditions

Housing Temperature Rating	High
Operating Temperature Range	-65 – 105 °C[-85 – 221 °F]

### Operation/Application

Circuit Application	Signal
---------------------	--------

### Industry Standards

UL Flammability Rating	UL 94V-0
------------------------	----------

### Packaging Features

Packaging Quantity	60
Packaging Method	Tray

### Other

Wire-to-Board Connector Comment	For Use With AMP-Latch Receptacle
---------------------------------	-----------------------------------

## Product Compliance

[For compliance documentation, visit the product page on TE.com>](#)

EU RoHS Directive 2011/65/EU	Compliant
EU ELV Directive 2000/53/EC	Compliant
China RoHS 2 Directive MIIT Order No 32, 2016	No Restricted Materials Above Threshold
EU REACH Regulation (EC) No. 1907/2006	Current ECHA Candidate List: JUNE 2023 (235) Candidate List Declared Against: JUNE 2023 (235) Does not contain REACH SVHC
Halogen Content	Not Low Halogen - contains Br or Cl > 900 ppm.
Solder Process Capability	Wave solder capable to 265°C

#### Product Compliance Disclaimer

This information is provided based on reasonable inquiry of our suppliers and represents our current actual knowledge based on the information they provided. This information is subject to change. The part numbers that TE has identified as EU RoHS compliant have a maximum concentration of 0.1% by weight in homogenous materials for lead, hexavalent

chromium, mercury, PBB, PBDE, DBP, BBP, DEHP, DIBP, and 0.01% for cadmium, or qualify for an exemption to these limits as defined in the Annexes of Directive 2011/65/EU (RoHS2). Finished electrical and electronic equipment products will be CE marked as required by Directive 2011/65/EU. Components may not be CE marked. Additionally, the part numbers that TE has identified as EU ELV compliant have a maximum concentration of 0.1% by weight in homogenous materials for lead, hexavalent chromium, and mercury, and 0.01% for cadmium, or qualify for an exemption to these limits as defined in the Annexes of Directive 2000/53/EC (ELV). Regarding the REACH Regulation, the information TE provides on SVHC in articles for this part number is based on the latest European Chemicals Agency (ECHA) 'Guidance on requirements for substances in articles' posted at this URL: <https://echa.europa.eu/guidance-documents/guidance-on-reach>

## Compatible Parts



TE Part # 499252-3  
026 STRAIN RELIEF A-L RCPT



TE Part # CAT-AM71-A85022  
Female Socket Connectors: Strain Relief



TE Part # 1-1658527-0  
622-2641LF FEM SOCKET, LEAD FREE



TE Part # 1658622-6  
26 NOVO MIL/CTR 30DP, LEAD FREE



TE Part # 1-1658526-5  
609-2630LF FEM SOCKET, LEAD FREE



TE Part # 1658620-6  
26 NOVO MIL 15DP, LEAD FREE



TE Part # 1658621-6  
26 NOVO MIL/CTR 15DP, LEAD FREE



TE Part # 1-1658526-6  
609-2641LF FEM SOCKET, LEAD FREE



TE Part # 1658623-6  
26 NOVO MIL 30DP, LEAD FREE



TE Part # 1658527-9  
622-2630LF FEM SOCKET, LEAD FREE




TE Part # 1658624-6  
26 NOVO DUAL 30DP, LEAD FREE




TE Part # 1-1658528-7  
636-2630LF=FEM SKT BLADE POL 1

## Also in the Series | AMP-LATCH Universal Headers



Ribbon Cable Connectors(525)



Ribbon Connector Accessories(13)

## Customers Also Bought



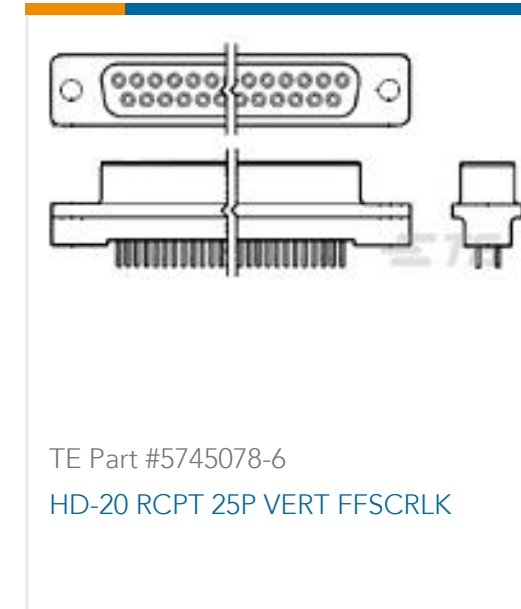
TE Part #5747250-4  
09 MSFL PLUG RA 318 (IN,FM)



TE Part #5745076-4  
D-Sub Receptacle Assembly: Vertical,  
Shell Size 1, 2.74mm



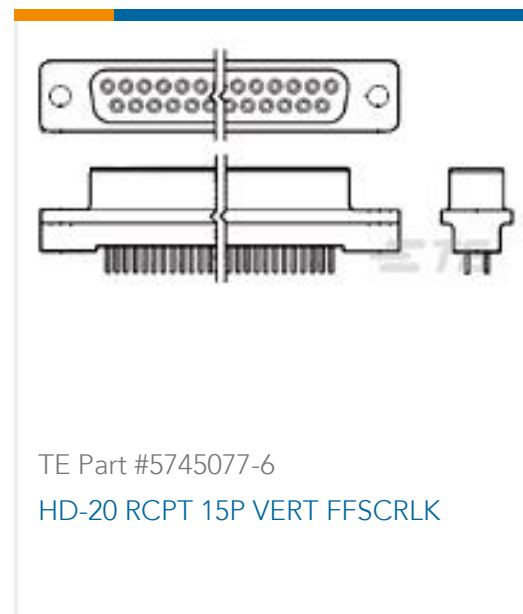
TE Part #5786555-7  
68 50SR VRT RCPT,FL TOP,ACT PN



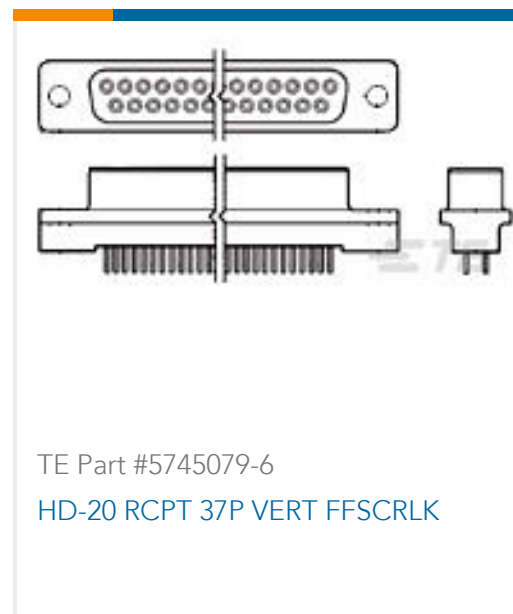
TE Part #5745078-6  
HD-20 RCPT 25P VERT FFSCRLK



TE Part #5745072-4  
HD-20 PLUG 15P VERT FFSCRLK



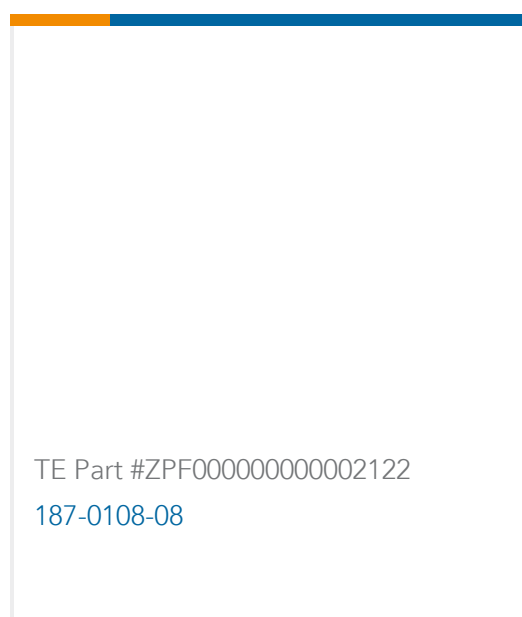
TE Part #5745077-6  
HD-20 RCPT 15P VERT FFSCRLK



TE Part #5745079-6  
HD-20 RCPT 37P VERT FFSCRLK



TE Part #5102156-5  
A/L UNIV HDR 24P VERT



TE Part #ZPF000000000002122  
187-0108-08

## Documents

### Product Drawings

[A/L UNIV HDR 26P VERT](#)

English

### CAD Files

[3D PDF](#)

3D

[Customer View Model](#)

[ENG\\_CVM\\_CVM\\_5102156-6\\_C.2d\\_dxf.zip](#)

English

[Customer View Model](#)

[ENG\\_CVM\\_CVM\\_5102156-6\\_C.3d\\_igs.zip](#)

English

[Customer View Model](#)

[ENG\\_CVM\\_CVM\\_5102156-6\\_C.3d\\_stp.zip](#)

English

By downloading the CAD file I accept and agree to the [Terms and Conditions](#) of use.





### Datasheets & Catalog Pages

[AMPMODU\\_INTERCONNECTION\\_SYSTEM\\_SECTIONS5](#)

English

[Ribbon Cable Interconnect Solutions](#)

English

---

### Product Specifications

[Product Specification](#)

English

---

### Product Environmental Compliance

[MD\\_5102156-6\\_03272012234](#)

English

[MD\\_5102156-6\\_03272012234](#)

English

---

### Agency Approvals

[Agency Approval Document](#)

English