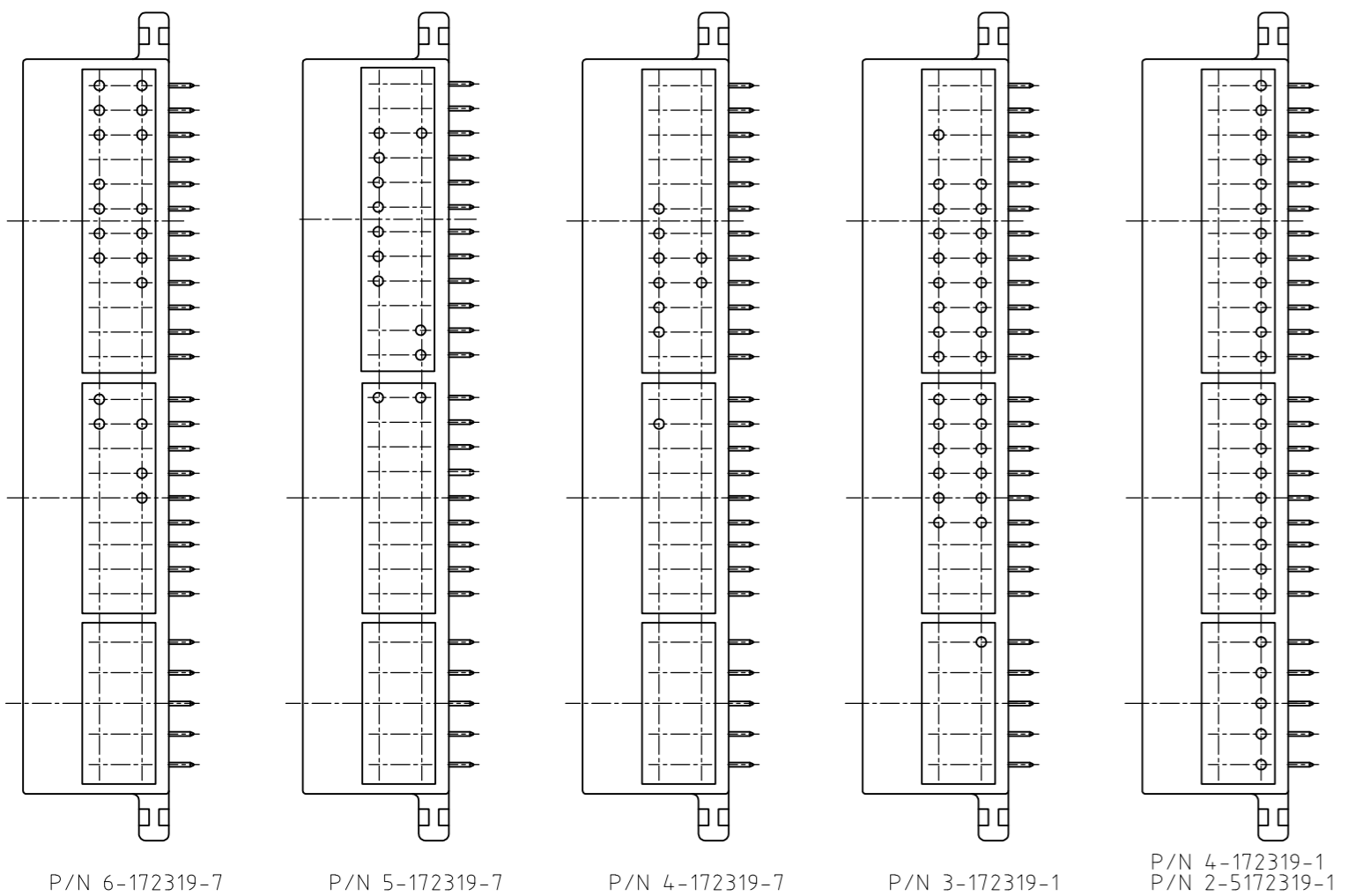
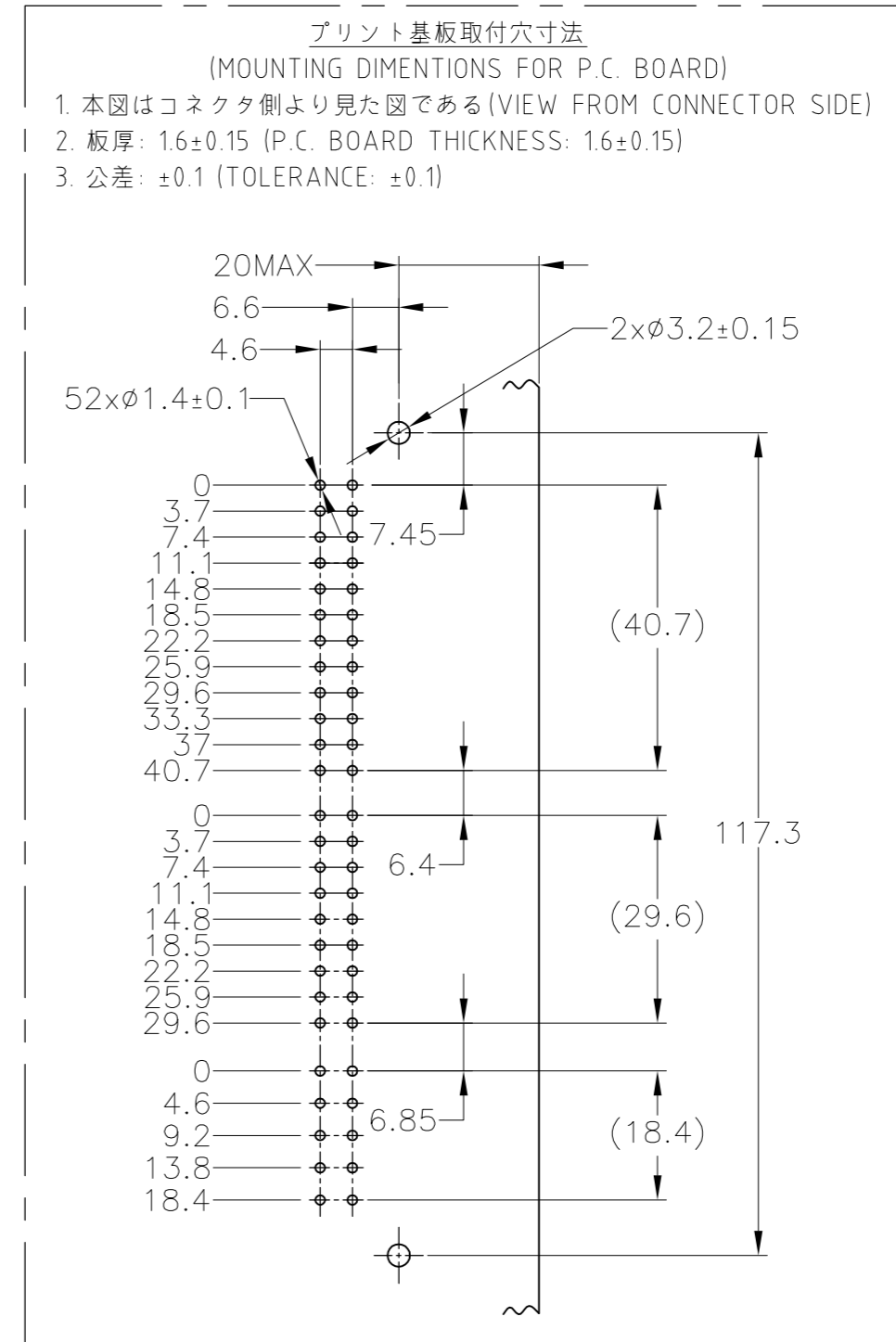
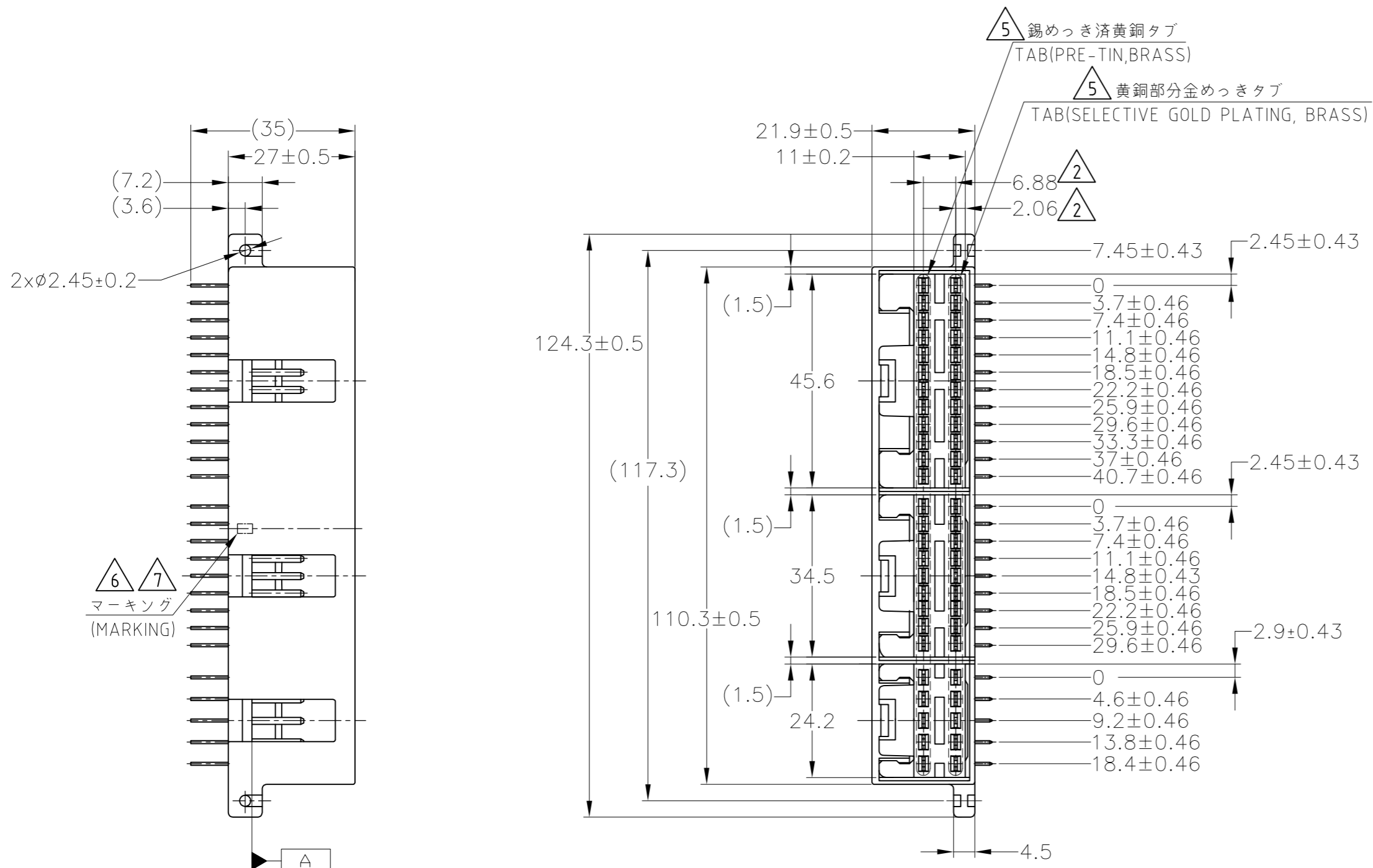


LOC	DIST	REVISONS				
J	-	P	LTR	DATE	DWN	APVD
		K4	REVISED	ECR-15-003152	06MAR15	KF RK



A方向から見た金めっき配置図 (LAYOUT OF GOLD PLATING CONTACT VIEW FROM "A" DIRECTION) GOLD PLATING CONTACT (金めっき品)

- THE MATING COUNTERPART P/N; 10Pos 172315. 18Pos 172316. 24Pos 172317
 - TO BE MEASURED WITHIN 2mm FROM **A**
 - SELECTIVE GOLD PLATED (CONTACT AREA) TIN LEAD PLATED (SOLDERING AREA) OVER NICKEL PLATED
 - SOLDERING AFTER MOUNTING P.C. BOARD SECURE BY USING M3, PAN HEAD TAPPING SCREW
 - APPLICABLE PART NUMBERS; 2-172319-1,-7
 - INDICATED PREFIX AND SUFFIX OF PRODUCT P/N BY HOT STAMP (APPLICABLE P/N 5-172319-7)
 - CHARACTERS MUST BE CLEAR AND LEGIBLE
- 嵌合する相手ハウジング型番; 10極 172315 18極 172316 24極 172317
 - A**面より2mmの範囲で測定のこと
 - 全面ニッケルメッキ上に部分メッキ(嵌合部)及び半田メッキ(半田付部)
 - プリント基板への取付けは M3のタッピングネジ(JIS B1115 1種)で締付けた後半田付けをする
 - 2-172319-1,-7のみに適用
 - 製品型番のプリフィックスをカラーホットマーキングにより表示する(適用型番 5-172319-7)
 - 文字は明瞭であること

SELECTIVE TIN (MATTE)	SELECTIVE GOLD x 26	YELLOW 黄色	2-5172319-1
PRE-TIN x 26			
SELECTIVE TIN (MATTE)	SELECTIVE GOLD x 52	YELLOW 黄色	1-5172319-7
SELECTIVE TIN (MATTE)	SELECTIVE GOLD x 52	GRAY 灰色	1-5172319-6
OBsolete	TIN-LEAD x 52	YELLOW 黄色	8-172319-7
OBsolete	TIN-LEAD PRE-TIN x 33	YELLOW 黄色	6-172319-7
OBsolete	TIN-LEAD PRE-TIN x 40	YELLOW 黄色	6-172319-7
OBsolete	TIN-LEAD PRE-TIN x 43	YELLOW 黄色	4-172319-7
OBsolete	TIN-LEAD PRE-TIN x 26	NATURAL 自然色	4-172319-1
OBsolete	TIN-LEAD PRE-TIN x 30	NATURAL 自然色	3-172319-1
OBsolete	TIN-LEAD PRE-TIN x 26	NATURAL 自然色	2-172319-7
OBsolete	TIN-LEAD PRE-TIN x 26	YELLOW 黄色	2-172319-1
TIN-LEAD	3 SELECTIVE GOLD x 52	YELLOW 黄色	1-172319-7
TIN-LEAD	3 SELECTIVE GOLD x 52	GRAY 灰色	1-172319-6
	PRE-TIN x 52	YELLOW 黄色	172319-7
	PRE-TIN x 52	NATURAL 自然色	172319-1
SOLDERING SIDE 半田付側	CONTACT SIDE 接触部側	COLOR 色	PART NUMBER 製品型番
	CONTACT FINISH コネクタ仕上		

THIS DRAWING IS A CONTROLLED DOCUMENT. DWN S.FUJITA 04AUG08
 CHK T.SHINOHARA 04AUG08
 APVD K.BETSUI 04AUG08

TE Connectivity

52POSITION CAP HOUSING ASSY PULSE LOCK CONNECTOR

NAME 名称: 52POSITION CAP HOUSING ASSY PULSE LOCK CONNECTOR

SIZE A2 CAGE CODE 00779 DRAWING NO. 番号 C=172319 RESTRICTED TO -

SCALE 1:1 SHEET 1 of 1 REV K4

WEIGHT - CUSTOMER DRAWING

APPLICATION SPEC 取付適用規格

PRODUCT SPEC 製品規格

TOLERANCES UNLESS OTHERWISE SPECIFIED: 一般公差

0 PLC ±
 1 PLC ±
 2 PLC ±
 3 PLC ±
 4 PLC ±
 ANGLES ±

MATERIAL 材料: PBT FINISH 仕上: -

TOLERANCES UNLESS OTHERWISE SPECIFIED: 一般公差
 10± : ±0.2
 30± : ±0.25
 100± : ±0.3
 ANGLE : 3°