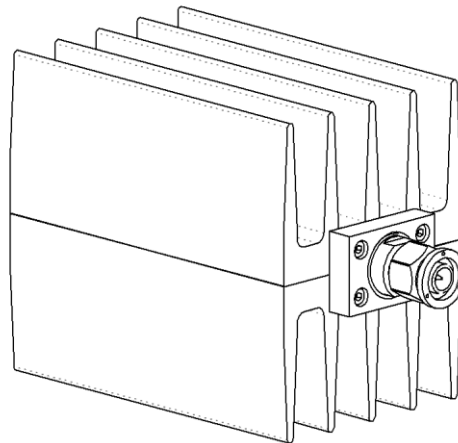
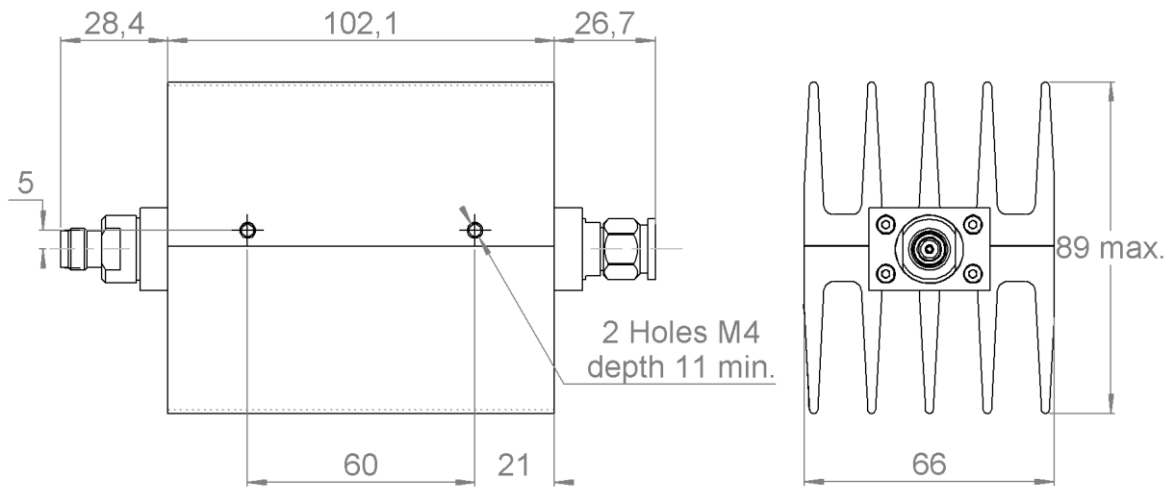


PAGE 1/2	ISSUE 17-08-18B	SERIES <b>ATTENUATOR</b>	PART NUMBER <b>R417906118</b>
----------	-----------------	-----------------------------	-------------------------------



All dimensions are in mm. Tolerances according ISO 2768 m-H



COMPONENTS	MATERIALS	PLATING ( $\mu\text{m}$ )
Body	<b>STAINLESS STEEL</b>	<b>PASSIVATED</b>
Male center contact	<b>BERYLLIUM COPPER</b>	<b>GOLD 0.5 OVER NICKEL PHOSPHORUS 2</b>
Female center contact	<b>BERYLLIUM COPPER</b>	<b>GOLD 0.5 OVER NICKEL PHOSPHORUS 2</b>
Outer contact		
Insulator	<b>PTFE</b>	
Gasket	<b>SILICONE RUBBER</b>	
Substrate	<b>ALUMINA</b>	
Resistor	<b>THICK FILM</b>	
Others parts	<b>ALUMINIUM</b>	<b>BLACK PAINTING</b>

PAGE 2/2	ISSUE 17-08-18B	SERIES <b>ATTENUATOR</b>	PART NUMBER <b>R417906118</b>
----------	-----------------	-----------------------------	-------------------------------

**ELECTRICAL CHARACTERISTICS**

Frequency (GHz)	<b>DC - 1</b>	<b>1 - 2</b>
V.S.W.R (≤)	<b>1.10</b>	<b>1.25</b>
Deviation(±dB)	<b>1.0</b>	<b>1.0</b>

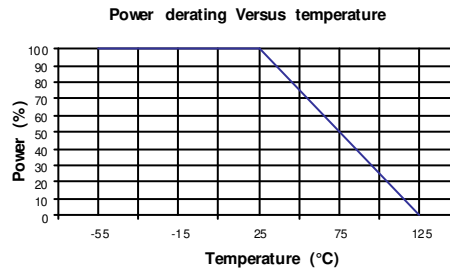
Operating Frequency Range	<b>DC - 2</b>	GHz
Impedance	<b>50</b>	Ω
Nominal Attenuation	<b>6</b>	dB
Peak power at 25°C (1μs, 1%)	<b>5000</b>	W
Average power at 25°C	<b>100</b>	W (Free Air Cooled)
		W (Conduction Cooled)

**MECHANICAL CHARACTERISTICS**

Connectors	<b>TNC</b>	<b>Male Female</b>	<b>MIL-C 39012</b>
Weight	<b>752,9500 g</b>		

**ENVIRONMENTAL CHARACTERISTICS**

Operating temperature range	<b>-55 /+125 °C</b>
Storage temperature range	<b>-55 /+125 °C</b>



**SPECIFICATION**

**OTHER CHARACTERISTICS**