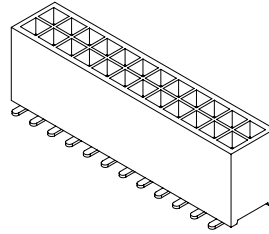




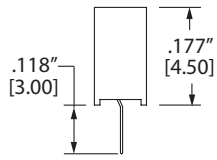
.050" [1.27 mm] Contact Centers, Female Headers, Straight/Right Angle/SMT

SPECIFICATIONS

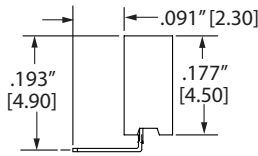
- Insulator Material: LCP
- Contact Material: Phosphor Bronze
- Plating: Gold Flash Overall
- 1 Amp current rating
- UL Flammability Rating: 94V-0



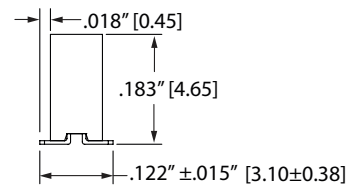
TERMINATION TYPE



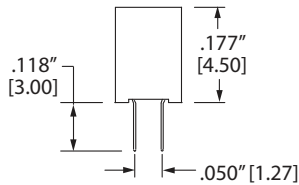
SINGLE ROW, STRAIGHT (NFFN)



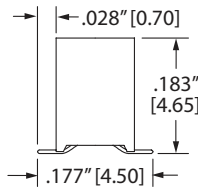
SINGLE ROW, RIGHT ANGLE (NGCN)



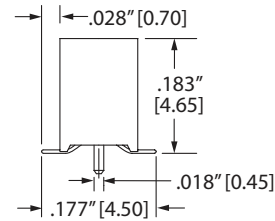
SINGLE ROW, SMT (NFSC, NFSD)



DUAL ROW, STRAIGHT (CFFN)

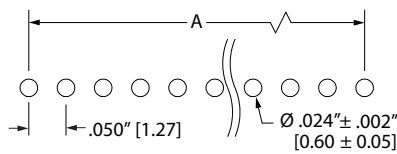


DUAL ROW, SMT Without Guide Posts (NFSS)

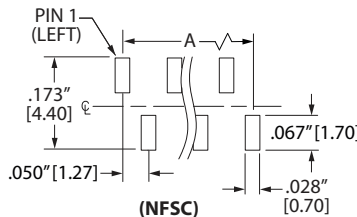


DUAL ROW, SMT With Guide Posts (NFSP)

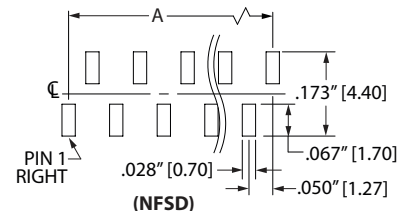
PCB LAYOUT



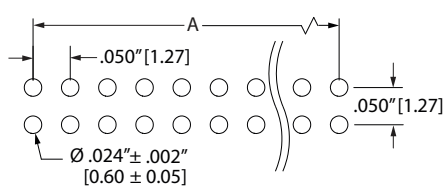
(NFFN, NGCN)



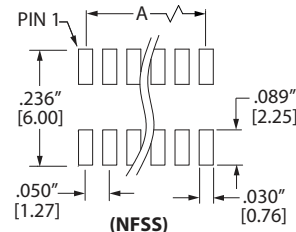
(NFSC)



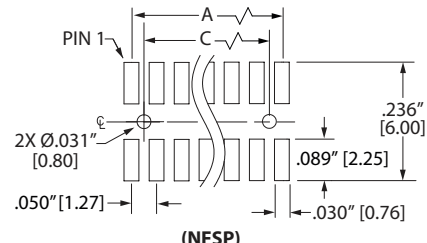
(NFSD)



(CFFN)

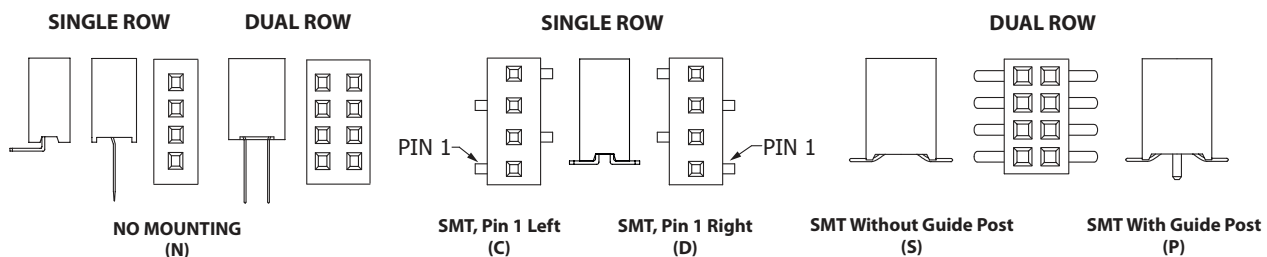


(NFSS)



(NFSP)

MOUNTING STYLE





.050" [1.27 mm] Contact Centers, Female Headers, Straight/Right Angle/SMT

PART NUMBER OPTIONS

INSULATOR MATERIAL
L = LCP

CONTACT MATERIAL
P = Phosphor Bronze

CONTACT FINISH - RoHS Compliant
P = Gold Flash Overall

CONTACT CENTERS
B = .050" [1.27 mm]

NUMBER OF POSITIONS
Positions Available Termination
2 Thru 50 = NFFN, NGCN, NFSC, NFSD, Single Row
2 Thru 50 = CFFN, NFSS, Dual Row
3 Thru 50 = NFSP, Dual Row

RoHS COMPLIANT
Consult Factory For Modifications

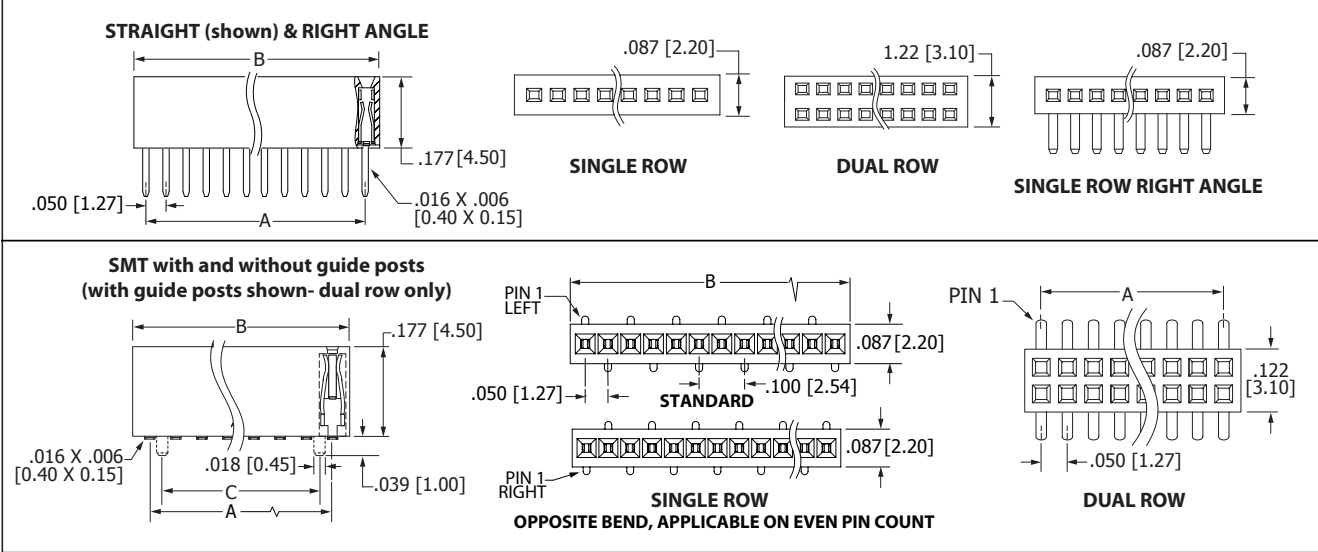
MOUNTING STYLE
N = No Mounting
C = Surface Mount, Pin 1 Left (Single Row Only)
D = Surface Mount, Pin 1 Right (Single Row Only)
S = Surface Mount without Guide Posts (Dual Row Only)
P = Surface Mount with Guide Posts (Dual Row Only)

TERMINATION TYPE (See Opposite Page)
NFF, CFF, NGC, NFS

NUMBER OF ROWS
1 = Single Row
2 = Dual Row

Part Number Format: L P P B xx 1 NFF N - RC

DIMENSIONS Dimensions in [] are in millimeters, all others are in inches.



POSITIONS	NUMBER OF CONTACTS SINGLE/DUAL	A		B		C		POSITIONS	NUMBER OF CONTACTS SINGLE/DUAL	A		B		C	
		in	mm	in	mm	in	mm			in	mm	in	mm	in	mm
02	2/4	.050	1.27	0.116	2.94	N/A		27	27/54	1.300	33.02	1.366	34.69	1.250	31.75
03	3/6	.100	2.54	0.166	4.21	.050	1.27	28	28/56	1.350	34.29	1.416	35.96	1.300	33.02
04	4/8	.150	3.81	0.216	5.48	.100	2.54	29	29/58	1.400	35.56	1.466	37.23	1.350	34.29
05	5/10	.200	5.08	0.266	6.75	.150	3.81	30	30/60	1.450	36.83	1.516	38.50	1.400	35.56
06	6/12	.250	6.35	0.316	8.02	.200	5.08	31	31/62	1.500	38.10	1.566	39.77	1.450	36.83
07	7/14	.300	7.62	0.366	9.29	.250	6.35	32	32/64	1.550	39.37	1.616	41.04	1.500	38.10
08	8/16	.350	8.89	0.416	10.56	.300	7.62	33	33/66	1.600	40.64	1.666	42.31	1.550	39.37
09	9/18	.400	10.16	0.466	11.83	.350	8.89	34	34/68	1.650	41.91	1.716	43.58	1.600	40.64
10	10/20	.450	11.43	0.516	13.10	.400	10.16	35	35/70	1.700	43.18	1.766	44.85	1.650	41.91
11	11/22	.500	12.70	0.566	14.37	.450	11.43	36	36/72	1.750	44.45	1.816	46.12	1.700	43.18
12	12/24	.550	13.97	0.616	15.64	.500	12.70	37	37/74	1.800	45.72	1.866	47.39	1.750	44.45
13	13/26	.600	15.24	0.666	16.91	.550	13.97	38	38/76	1.850	46.99	1.916	48.66	1.800	45.72
14	14/28	.650	16.51	0.716	18.18	.600	15.24	39	39/78	1.900	48.26	1.966	49.93	1.850	46.99
15	15/30	.700	17.78	0.766	19.45	.650	16.51	40	40/80	1.950	49.53	2.016	51.20	1.900	48.26
16	16/32	.750	19.05	0.816	20.72	.700	17.78	41	41/82	2.000	50.80	2.066	52.47	1.950	49.53
17	17/34	.800	20.32	0.866	21.99	.750	19.05	42	42/84	2.050	52.07	2.116	53.74	2.000	50.80
18	18/36	.850	21.59	0.916	23.26	.800	20.32	43	43/86	2.100	53.34	2.166	55.01	2.050	52.07
19	19/38	.900	22.86	0.966	24.53	.850	21.59	44	44/88	2.150	54.61	2.216	56.28	2.100	53.34
20	20/40	.950	24.13	1.016	25.80	.900	22.86	45	45/90	2.200	55.88	2.266	57.55	2.150	54.61
21	21/42	1.000	25.40	1.066	27.07	.950	24.13	46	46/92	2.250	57.15	2.316	58.82	2.200	55.88
22	22/44	1.050	26.67	1.116	28.34	1.000	25.40	47	47/94	2.300	58.42	2.366	60.09	2.250	57.15
23	23/46	1.100	27.94	1.166	29.61	1.050	26.67	48	48/96	2.350	59.69	2.416	61.36	2.300	58.42
24	24/48	1.150	29.21	1.216	30.88	1.100	27.94	49	49/98	2.400	60.96	2.466	62.63	2.350	59.69
25	25/50	1.200	30.48	1.266	32.15	1.150	29.21	50	50/100	2.450	62.23	2.516	63.90	2.400	60.96
26	26/52	1.250	31.75	1.316	33.42	1.200	30.48								