

Electronic housing - EMG 37-LG - 2947051

Please be informed that the data shown in this PDF Document is generated from our Online Catalog. Please find the complete data in the user's documentation. Our General Terms of Use for Downloads are valid (<http://phoenixcontact.com/download>)




Electronic housing, with snap foot for DIN rail EN 50022 for PCB insertion, without screw connection terminal blocks and cover

Product Features

- ✓ Choice of four cover sizes in transparent or color versions
- ✓ Practical and easy-to-wire conductor connections
- ✓ Uniform and appropriate housing technology
- ✓ High degree of flexibility due to the wide choice of versions
- ✓ User-friendly and safe mounting on DIN rails according to EN 60715
- ✓ Space-saving accommodation of electronic components in finely graded module versions available with 10 to 150 mm pitch
- ✓ Inflammability class V0 insulation material (according to UL 94)
- ✓ Shock and contamination-proof accommodation of electronic components
- ✓ Universal PCBs for all pitches



Key commercial data

Packing unit	1 pc
GTIN	 4 017918 082529
Weight per Piece (excluding packing)	36.68 GRM
Custom tariff number	85472000
Country of origin	Germany

Technical data

General

Housing type	Component housing
Housing material	Polycarbonate fiber reinforced
Color	green

Electronic housing - EMG 37-LG - 2947051

Technical data

Ambient conditions

Ambient temperature (operation)	-40 °C ... 125 °C
---------------------------------	-------------------

Dimensions

Length	75 mm
Constructional height	47.5 mm
Width	37.5 mm
Pitch	5 mm

Technical data

Inflammability class according to UL 94	V0
Power dissipation at 20°C in the horizontal mounting position	1.6 W 1.8 W 7.5 mm
	1.9 W 2.1 W 15 mm
	2.6 W 3.5 W 35 mm
	4 W 5.4 W 52 mm
Number of positions	14

Connection data

Conductor cross section solid min.	0.2 mm ²
Conductor cross section solid max.	4 mm ²
Conductor cross section stranded min.	0.2 mm ²
Conductor cross section stranded max.	2.5 mm ²
Conductor cross section AWG/kcmil min.	24
Conductor cross section AWG/kcmil max	12
Stripping length	8 mm

Classifications

eCl@ss

eCl@ss 4.0	27180401
eCl@ss 4.1	27180401
eCl@ss 5.0	27180506
eCl@ss 5.1	27180506
eCl@ss 6.0	27180802
eCl@ss 7.0	27182702
eCl@ss 8.0	27182702

ETIM

ETIM 2.0	EC001031
ETIM 3.0	EC001031

Electronic housing - EMG 37-LG - 2947051

Classifications

ETIM

ETIM 4.0	EC001031
ETIM 5.0	EC001031

UNSPSC

UNSPSC 6.01	31261501
UNSPSC 7.0901	31261501
UNSPSC 11	31261501
UNSPSC 12.01	31261501
UNSPSC 13.2	31261501

Approvals

Approvals

Approvals

GOST

Ex Approvals

Approvals submitted

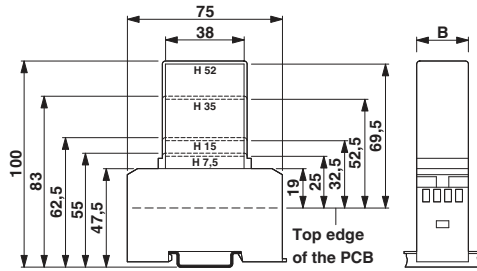
Approval details

GOST 
--

Drawings

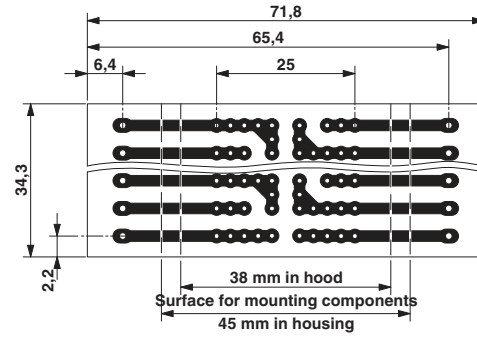
Electronic housing - EMG 37-LG - 2947051

Dimensioned drawing



1 = Top edge of the PCB
B = Housing width

Dimensioned drawing



Pitch 5 mm
a = Area for mounting components, 38 mm in the hood
b = Area for mounting components, 45 mm in the housing