

Small Signal Product

Surface Mount, Switching Schottky Barrier Diode

FEATURES

- Low forward voltage drop
- Guard ring construction for transient protection
- Negligible reverse recovery time
- Compliant to RoHS Directive 2011/65/EU and in accordance to WEEE 2002/96/EC
- Halogen-free according to IEC 61249-2-21


SOD-123


MECHANICAL DATA

- Case: SOD-123 small outline plastic package
- Molding compound meets UL 94 V-0 flammability rating
- Terminal: Matte tin plated, lead free, solderable per MIL-STD-202, Method 208 gaa
- High temperature soldering guaranteed : 260°C/10s
- Polarity: Indicated by cathode band
- Weight: 0.01 g (approximately)

MAXIMUM RATINGS AND ELECTRICAL CHARACTERISTICS ($T_A=25^\circ\text{C}$ unless otherwise noted)					
PARAMETER	SYMBOL	SD101AW	SD101BW	SD101CW	UNIT
Peak Repetitive Reverse Voltage	V_{RRM}	60	50	40	V
Working Peak Reverse Voltage	V_{RWM}				
DC Blocking Voltage	V_R				
RMS Reverse Voltage	$V_{R(RMS)}$	42	35	28	V
Forward Continue Current (Note 1)	I_{FM}	15			mA
Non-Repetitive Peak Forward Surge Current	@ $t \leq 1$ s	50			mA
	@ $t = 10 \mu\text{s}$	2			A
Power Dissipation (Note 1)	P_D	400			mW
Thermal Resistance Junction to Ambient (Note 1)	$R_{\theta JA}$	300			$^\circ\text{C/W}$
Operating and Storage Temperature Range	T_J, T_{STG}	-65 to +125			$^\circ\text{C}$

Note 1: Valid provided that terminals are kept at ambient temperature.

Small Signal Product

PARAMETER	SYMBOL	MIN	MAX	UNIT
Reverse Breakdown Voltage	SD101AW $I_R = 10 \mu A$	60	-	V
	SD101BW $I_R = 10 \mu A$	50	-	
	SD101CW $I_R = 10 \mu A$	40	-	
Peak Reverse Current	SD101AW $V_R = 50 V$	-	200	nA
	SD101BW $V_R = 40 V$			
	SD101CW $V_R = 30 V$			
Forward Voltage Drop (Note 2)	SD101AW $I_R = 1.0 mA$	-	0.41	V
	SD101BW $I_R = 1.0 mA$		0.40	
	SD101CW $I_R = 1.0 mA$		0.39	
	SD101AW $I_R = 15 mA$		1.00	
	SD101BW $I_R = 15 mA$		0.95	
	SD101CW $I_R = 15 mA$		0.90	
Junction Capacitance $V_R = 0 V, f = 1.0 MHz$	SD101AW	-	2.0	pF
	SD101BW		2.1	
	SD101CW		2.2	
Reverse Recovery Time	$I_F = I_R = 5.0 mA$ $I_{rr} = 0.1 \times I_R, R_L = 100 \Omega$	-	1.0	ns

Note 2: Pulse test: pulse width = 300 μs , duty cycle $\leq 2\%$.

RATINGS AND CHARACTERISTICS CURVES

($T_A=25^\circ C$ unless otherwise noted)

Fig.1 Typical Forward Characteristics

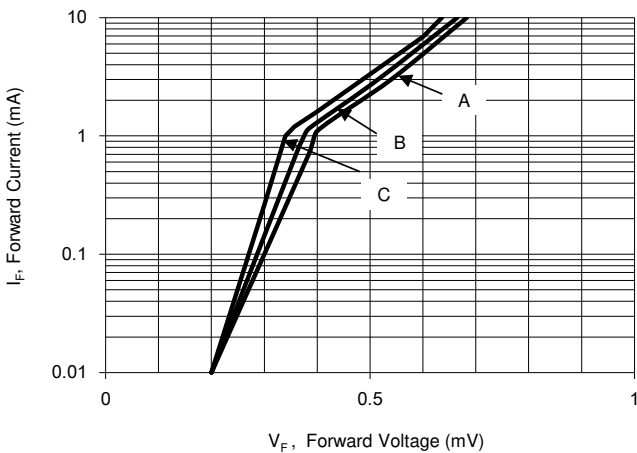
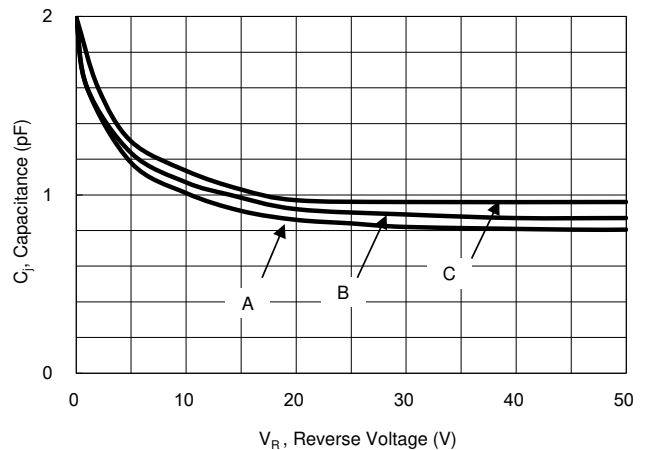


Fig. 2 Typ. Junction Capacitance VS. Reverse Voltage



Small Signal Product

ORDERING INFORMATION				
PART NO.	PACKING CODE	PACKING CODE SUFFIX	PACKAGE	PACKING
SD101xW (Note 1, 2)	RH	G	SOD-123	3K / 7" Reel

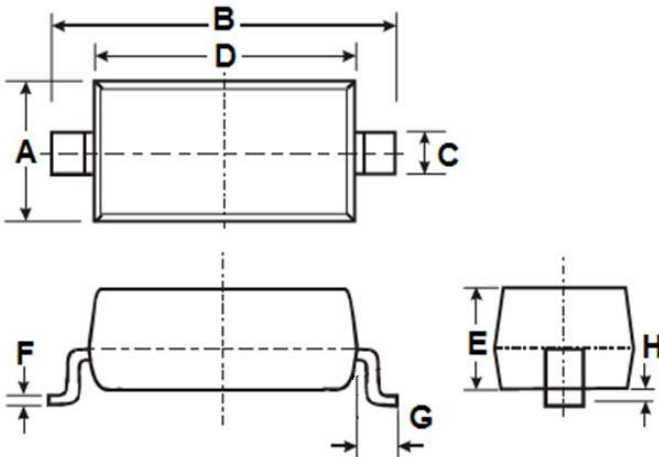
Note 1: "x" is Device Code from "A" - "C".

Note 2: Whole series with green compound

EXAMPLE				
EXAMPLE P/N	PART NO.	PACKING CODE	PACKING CODE SUFFIX	DESCRIPTION
SD101AW RHG	SD101AW	RH	G	Green compound

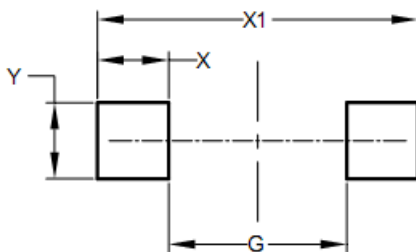
PACKAGE OUTLINE DIMENSIONS

SOD-123



DIM.	Unit (mm)		Unit (inch)	
	Min	Max	Min	Max
A	1.40	1.80	0.055	0.071
B	3.55	3.85	0.140	0.152
C	0.45	0.70	0.018	0.028
D	2.55	2.85	0.100	0.112
E	0.95	1.35	0.037	0.053
F	0.05	0.15	0.002	0.006
G	0.50 REF		0.02 REF	
H	-	0.10	-	0.004

SUGGEST PAD LAYOUT



DIM.	Unit (mm)		Unit (inch)	
	Min	Min	Min	Min
G	2.25		0.089	
X	0.90		0.035	
X1	4.05		0.159	
Y	0.95		0.037	

MARKING

Part No.	Marking
SD101AW	S1
SD101BW	S2
SD101CW	S3

Notice

Specifications of the products displayed herein are subject to change without notice. TSC or anyone on its behalf, assumes no responsibility or liability for any errors or inaccuracies.

Information contained herein is intended to provide a product description only. No license, express or implied, to any intellectual property rights is granted by this document. Except as provided in TSC's terms and conditions of sale for such products, TSC assumes no liability whatsoever, and disclaims any express or implied warranty, relating to sale and/or use of TSC products including liability or warranties relating to fitness for a particular purpose, merchantability, or infringement of any patent, copyright, or other intellectual property right.

The products shown herein are not designed for use in medical, life-saving, or life-sustaining applications. Customers using or selling these products for use in such applications do so at their own risk and agree to fully indemnify TSC for any damages resulting from such improper use or sale.