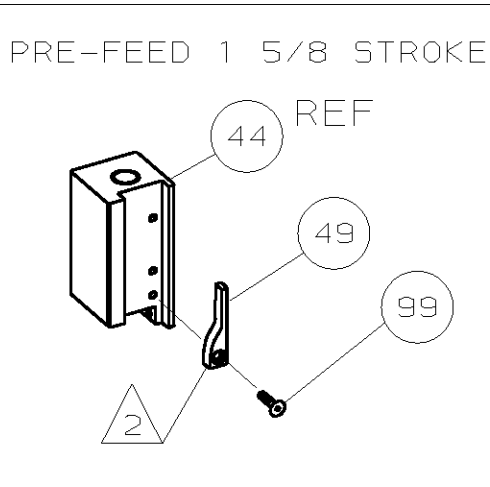
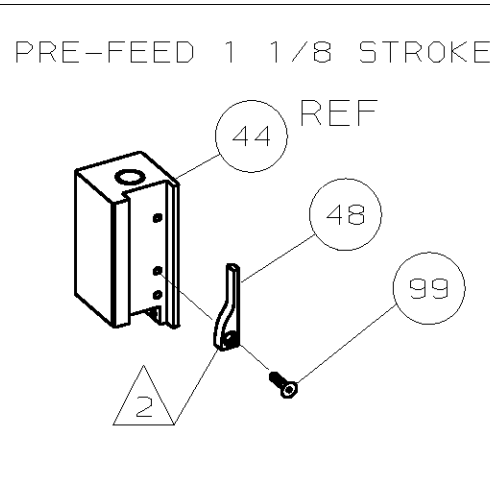
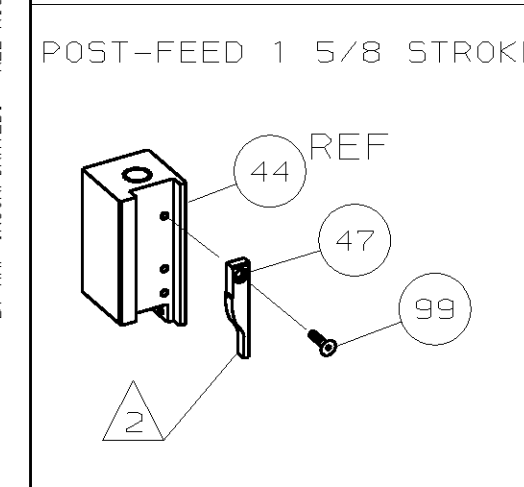
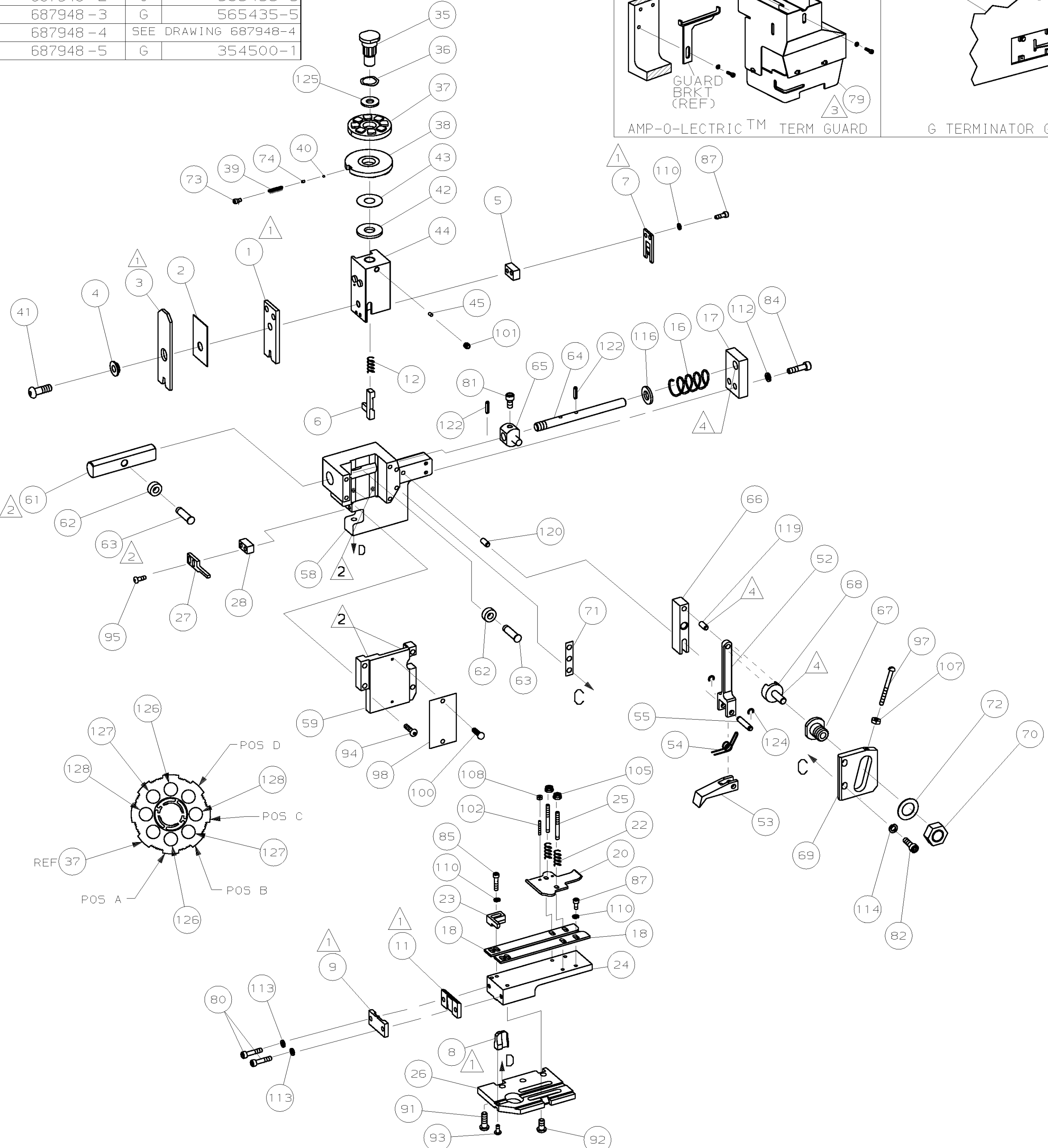
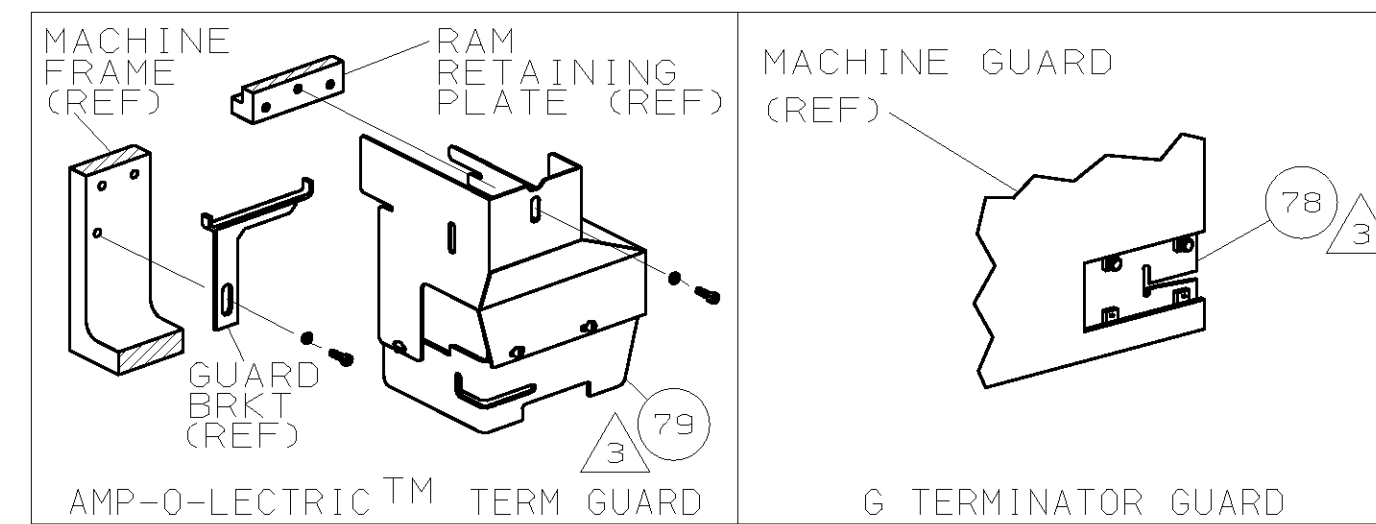


PART NUMBER	REV	FIRST USED
687948-1	G	854400-1
687948-2	O	565435-5
687948-3	G	565435-5
687948-4	SEE DRAWING	687948-4
687948-5	G	354500-1

OBSOLETE



- 1 RECOMMENDED SPARE PARTS.
- 2 GREASE LIGHTLY.
- 3 GUARD MUST BE IN PLACE WHEN OPERATING APPLICATOR IN A BENCH MACHINE.
- 4 LUBRICATE DAILY USING NO. 20 MACHINE OIL.
- 5. ITEMS WITH QTY OF REF SPECIFIED (EXCEPT ITEMS 78 AND 79) ARE USED ON ITEM 32.

G OR T TERMINATOR LEADMAKER		K TERMINATOR BENCH MACHINE		G TERMINATOR BENCH MACHINE	
A					
66					

TERMINAL NAME:
1205 FASTON RECEPTACLE

PAD LTR	CRIMP HEIGHT	WIRE SIZE
A	.067 ±.002	14
B	.057 ±.002	16
C	.051 ±.002	18
D	NOT USED	

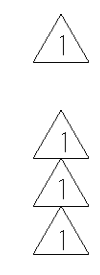
CRIMP SIZE TYPE RANGE

WIRE	.100	F	18-14
INSUL	.180	F	.130-.180

FEED .685 APPL INST 408-8039 SET UP GAGE LAYOUT 458638-1 LAYOUT 17

TERM APPL SPEC 114-2036 WIRE STRIP LENGTH .205-.235

QTY REOD PER ASSY	REV	REV	REV	U/M	DWG SIZE	PART NO	DESCRIPTION	ITEM NO
2	2	2	-	C		2-354779-0	PIN, WIRE DISC (.3090)C	129
2	2	2	-	C		354779-8	PIN, WIRE DISC (.3030)B	127
2	2	2	-	C		8-354778-7	PIN, WIRE DISC (.2930)A	126
REF	REF	REF	-	A		986950-1	WASHER, FLAT PRECISION	125
REF	REF	REF	-	A		21045-3	RING, RET "C" (Ø.187)FD PIN	124
REF	REF	REF	-	A		5-21028-1	PIN, STD SPRING (Ø.12)FD ADJ ROD	122
REF	REF	REF	-	A		1-21030-7	PIN, DOWEL (Ø.187x1.50)H5G	120
REF	REF	REF	-	A		1-21030-1	PIN, DOWEL (Ø.187x.50)LEVER	119
REF	REF	REF	-	A		21899-4	WASHER, FLAT (Ø5/16)SCR ADJ	116
REF	REF	REF	-	A		21024-5	WASHER, LOCK (NO.10)FD ADJ PL	114
2	2	2	-	A		21024-5	WASHER, LOCK (NO.10)SHEAR PL	113
REF	REF	REF	-	A		21024-5	WASHER, LOCK (NO.10)FD ROD GDE	112
7	7	7	-	A		21024-4	WASHER, LOCK (NO.8)SHEAR BL	110
2	2	2	-	A		21018-4	NUT, HEX (4-40)DRAG	108
REF	REF	REF	-	A		21018-5	NUT, HEX (6-32)FD ADJ PL	107
2	2	2	-	A		21022-2	NUT, HEX 5L (8-32)DRAG STUD	105
2	2	2	-	A		4-21078-8	SKT SKT SET (4-40x.75)DRAG	102
1	1	1	-	A		21009-2	SCR, SKT SET (1/4-20x.25)RAM	101
2	2	2	-	A		21017-2	SCR, DRIVE (#2x.19) ID PLATE	100
1	1	1	-	A		1-21002-7	SCR, BHC (6-32x.38) CAM	99
1	1	1	-	B		461264-1	PLATE, IDENTIFICATION	98
REF	REF	REF	-	A		6-23715-5	SCR, PAN HD (6-32x1.50)FEED ADJ	97
2	2	2	-	A		2-21002-2	SCR, BHC (8-32x.50)STRIPPER	95
REF	REF	REF	-	A		2-21002-9	SCR, BHC (10-32x.75)H5G CAP	94
1	1	1	-	A		22733-8	SCR, BHC (8-32x.38 LW) ANVIL	93
4	4	4	-	A		3-21002-3	SCR, BHC (1/4-20x.50)ST 6D PL	92
REF	REF	REF	-	A		2-22733-8	SCR, BHC (1/4-20x.62)BASE PL	91
90								
89								
88								
5	5	5	-	A		2-21000-6	SCR, 5HC (8-32x.38)SLUG BLADE	87
2	2	2	-	A		2-21000-9	SCR, 5HC (8-32x.75)R 5TP GUIDE	85
REF	REF	REF	-	A		3-21000-7	SCR, SKT CAP (10-32x.75)FD GDE	84
REF	REF	REF	-	A		3-21000-6	SCR, SKT CAP (10-32x.62)FD ADJ P	82
REF	REF	REF	-	A		3-21000-4	SCR, SKT CAP (10-32x.38)PIVOT BL	81
2	2	2	-	A		3-21000-8	SCR, SKT CAP (10-32x.88)5H PL	80
-	REF	-	-	A		455745-1	GUARD, WINDOW	79
REF	-	-	-	A		679532-1	INSERT, GUARD	78
1	1	1	-	A		690603-1	SPRING, ASSIST	74
1	1	1	-	A		23030-1	SCR, SKT CAP (6-32x.25)CP DSC	73
REF	REF	REF	-	A		458109-1	WASHER, FLAT (SPECIAL)	72
REF	REF	REF	-	A		690517-1	SPACER	71
-5	-3	-1						



QTY REOD PER ASSY	REV	REV	REV	U/M	DWG SIZE	PART NO	DESCRIPTION	ITEM NO
REF	REF	REF	-	A		454220-1	CAP, RAM	60
REF	REF	REF	-	D		453736-1	HOUSING	59
REF	REF	REF	-	D				58
								57
								56
REF	REF	REF	-	B		240624-1	PIN, FEED FINGER	55
REF	REF	REF	-	B		691499-1	SPRING, FEED FINGER	54
REF	REF	REF	-	B		240635-1	FINGER, FEED	53
REF	REF	REF	-	B		240634-1	LEVER, TERMINAL	52
								51
								50
1	-	-	-	B		690602-6	CAM, PRE-FEED 1 5/8 ST	49
-	1	-	-	B		690602-5	CAM, PRE-FEED 1 1/8 ST	48
-	-	1	-	B		690501-4	CAM, POST-FEED 1 5/8 ST	47
								46
1	1	1	-	A		690191-1	PLUG, NYLON	45
1	1	1	-	C		455674-1	RAM	44
1	1	1	-	A		690125-1	WASHER, LAMINATED	43
1	1	1	-	A		690124-1	WASHER, RAM	42
1	1	1	-	A		7-21002-9	BOLT, CRIMPER (5/16-24x1.00)	41
1	1	1	-	A		23241-6	BALL, STEEL	40
1	1	1	-	A		690170-1	SPRING, COMPRESSION	39
1	1	1	-	C		690142-1	DISC, INSULATION	38
1	1	1	-	D		354777-1	WIRE DISC, PLASTIC	37
1	1	1	-	A		22480-5	WASHER, SPRING	36
1	1	1	-	B		690212-1	POST, RAM	35
								34
								33
1	1	1	-	D		458980-1	APPLICATOR, BASIC (SUB ASSY)	32
								31
								30
								29
1	1	1	-	B		3-690451-2	SPACER, STRIPPER	28
1	1	1	-	A		240639-1	STRIPPER	27
REF	REF	REF	-	C		455676-1	PLATE, BASE	26
2	2	2	-	A		22354-8	DRAG, STUD	25
1	1	1	-	B		455678-1	PLATE, STRIP GUIDE	24
1	1	1	-	C		240825-2	PLATE, STRIP HOLD DOWN	23
2	2	2	-	A		4-22281-1	SPRING, DRAG	22
								21
1	1	1	-	A		454177-1	DRAG, STOCK	20
								19
2	2	2	-	C		454204-3	GUIDE, STRIP (FRONT)	18
REF	REF	REF	-	A		454178-1	GUIDE, FEED ROD	17
REF	REF	REF	-	A		4-22284-9	SPRING, FEED RETURN	16
								15
								14
								13
1	1	1	-	A		23846-1	SPRING, HOLD DOWN	12
1	1	1	-	B		240644-1	PLATE, REAR SHEAR	11
								10
1	1	1	-	B		690495-3	PLATE, FRONT SHEAR	9
1	1	1	-	D		240693-1	ANVIL	8
1	1	1	-	B		690474-5	BLADE, SLUG	7
1	1	1	-	D		3-455892-0	HOLD DOWN, TERMINAL	6
1	1	1	-	C		3-240641-7	SPACER, SLUG BLADE	5
1	1	1	-	B		238009-1	SPACER, BLOCK CRIMPER	4
1	1	1	-	C		456134-6	CRIMPER, INSULATION	3
1	1	1	-	B		455888-7	SPACER, CRIMPER	2
1	1	1	-	C		456407-9	CRIMPER, WIRE	1

DIMENSIONS IN INCHES. DO NOT SCALE PRINT. TOLERANCES UNLESS OTHERWISE SPECIFIED:				MATERIAL				FINISH			
DR.	5/25/94	APP.	5-25-94	HT TR							
D. SALTZER		T. BEDDICK									
2 PLC DEC +/-											
3 PLC DEC +/-											
4 PLC DEC +/-											
ANGLES +/-											
SURF TEXTURE:											
REMOVE BURRS, BREAK SHARP EDGES R.015 MAX											
SCALE		DWG NO	687948								
NAME		MACHINE REF	MINI APPL								
SCALE		SHEET	1 OF 1								
SCALE		REV	G1								