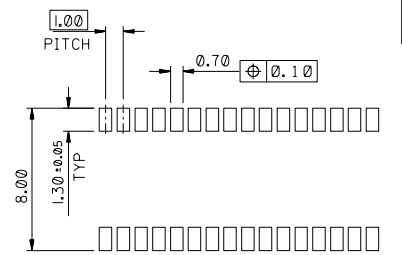
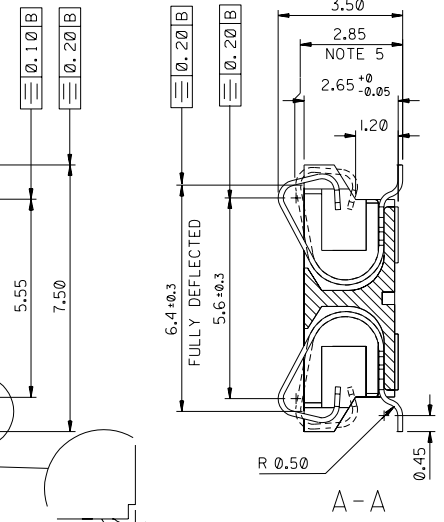


NOTES:

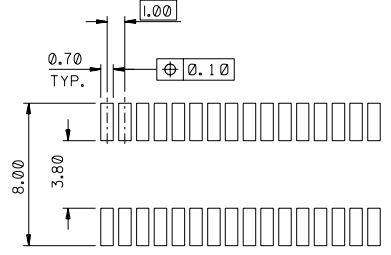
- MATERIALS:
HOUSING: POLYAMIDE (PA46), 45% GLASS FILL, UL94 V-0, COLOUR BLACK.
CONTACT: 0.14 REF. THK. PHOSPHOR BRONZE
- PLATING: 1.27um MIN NICKEL UNDERCOAT OVERALL
CONTACT AREA: 0.25um Au MIN OVER NICKEL UNDERCOAT
SMT TAIL AREA: 0.10-0.20um Au OVER NICKEL UNDERCOAT
- DATUM Z = Z1 + Z2 + Z3 + Z4 + Z5 + Z6
- DATUM X = X1 + X2 + X3
- MAXIMUM DEFLECTION POSITION
- MOLEX FAMILY NUMBER (91302) TEXT CHARACTERS TO BE 0.8 HIGH. TEXT TO BE 0.03 PROUD OF RECESSED AREAS
- CAVITY ID (MXI *) TEXT CHARACTERS TO BE 0.8 HIGH, TEXT TO BE 0.03 PROUD OF RECESSED AREAS
- COPLANARITY ON AN INDIVIDUAL CONNECTOR TO LIE WITHIN A BAND OF 0.10mm
- DIMENSION FROM BASE OF HOUSING TO TOP OF COPLANARITY BAND.
- INK JET DATE CODE TO BE CENTRALLY LOCATED IN AREA SHOWN. TEXT CHARACTERS TO BE 1.3 HIGH.
- SEE PRODUCT SPECIFICATION PS-91302-006.

SCALE 20:1

NOTE 9
0.03 ± 0.03
0.10 COPLANARITY BAND
SEE NOTE 8



RECOMMENDED PCB LAYOUT (SMT BOARD)
VIEWED FROM SURFACE MOUNT SIDE
SCALE 5:1

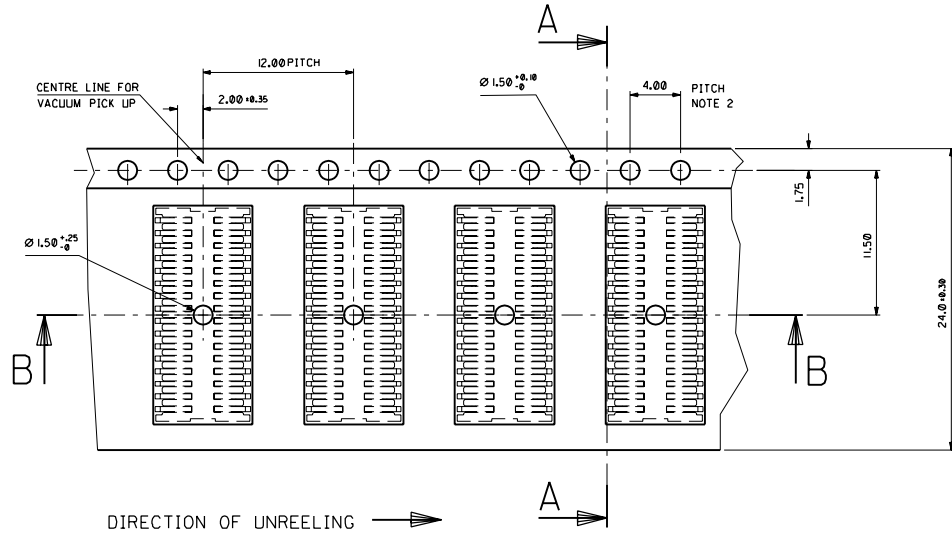
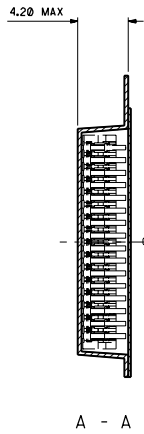
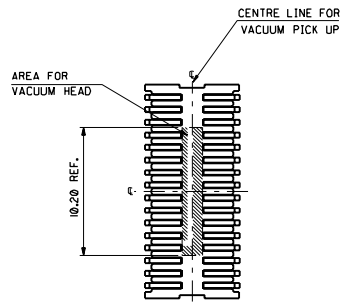


RECOMMENDED PCB LAYOUT (MATING BOARD)
VIEWED FROM MATING SIDE
SCALE 5:1

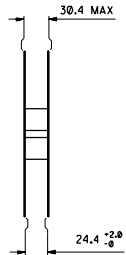
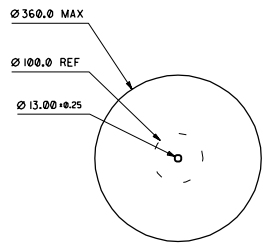
PART NO. 91302-0001
DWG NO. SD-91302-002

TOLERANCE MOD EC NO. E2000-0043 DRWN: ROC 99/09/09 CHK: / / / / APPR: / / / /	DESCRIPTION MAJOR CRITICAL C =	GENERAL TOLERANCES: (UNLESS SPECIFIED)		SCALE 10:1	DESIGN UNITS <input checked="" type="checkbox"/> mm <input type="checkbox"/> INCH	THIRD ANGLE PROJECTION	DIMENSIONS: <input type="checkbox"/> mm <input type="checkbox"/> INCH <input type="checkbox"/> mm <input checked="" type="checkbox"/> INCH	SHT	REV
		4 PLACES ±0. ±.	3 PLACES ±0. ±.	2 PLACES ±0.10 ±.	1 PLACE ±0.20 ±.	ANGULAR: ± 1/2 °	DRAWN BY & DATE MKEANE 98/04/03		CHECKED BY & DATE PGRIFFIN 98/04/03
A5		DRAFT WHERE APPLICABLE MUST REMAIN WITHIN DIMENSIONS		CAD FILENAME S91302X1.DGN		MATERIAL NO. 91302-0001		DRAWING NO. SD-91302-002	
				THIS DRAWING CONTAINS INFORMATION THAT IS PROPRIETARY TO MOLEX INCORPORATED AND SHOULD NOT BE USED WITHOUT WRITTEN PERMISSION.		TITLE: 1.00mm PITCH 32CCT BOARD TO BOARD CONNECTOR		SHEET NO. 1 OF 1	
						MOLEX INCORPORATED		SIZE C	

COMPONENT PICK UP DETAIL

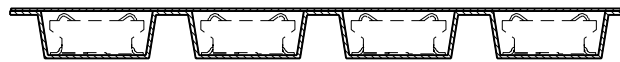


REFERENCE ONLY

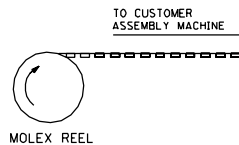


REEL DIMENSIONS
DO NOT SCALE

- (1600) PIECES / REEL - SUBJECT TO CHANGE
- (5) REELS / CARDBOARD BOX
- (8000) PIECES / CARDBOARD BOX



B - B



NOTES:

- MATERIAL :
CARRIER TAPE : VOLUME CONDUCTIVE POLYSTYRENE , 0.40 REF THICK , BLACK
COVER TAPE : COLD SEAL POLYESTER , 0.06 REF THICK , TRANSPARENT
- PITCH TOLERANCE OVER ANY 10 PITCHES ±0.20
- PEEL FORCE OF THE COVER TAPE IS 0.1N TO 1.0N AT A MAXIMUM PEEL SPEED OF 300/min. ±10%
- PACKAGING SPEC. TBA.
- REFERENCE TO IEC 286-3 EXCEPT WHERE NOTED

TOLERANCE MOD. IEC No. E1 999-0567 DRM/RSWTH 99/06/11 CHKs APP: / / /	QUALITY SYMBOLS MAJOR CRITICAL C	GENERAL TOLERANCES: (UNLESS SPECIFIED)		SCALE	DESIGN UNITS	THIRD ANGLE PROJECTION	DIMENSIONS: mm <input type="checkbox"/> INCH <input type="checkbox"/> mm ONLY <input checked="" type="checkbox"/>	SHT	REV
		4 PLACES ±0. ±.	3 PLACES ±0. ±.	2 PLACES ±0.10 ±.	1 PLACE ±0.20 ±.			mm	INCH
REV	DESCRIPTION	DRAWN BY & DATE MKEANE 98/04/10		CHECKED BY & DATE PGRIFFIN 98/04/20		APPROVED BY & DATE MWILHITE 98/04/20		TITLE: BLISTER PACKAGING FOR 32CCT B/B CONNECTOR	
		CAD FILENAME S91302X2.DGN		MATERIAL NO. 91302-0001		DRAWING NO. SD-91302-004		SHEET NO. 1 OF 1	
A2		DRAFT WHERE APPLICABLE MUST REMAIN WITHIN DIMENSIONS		THIS DRAWING CONTAINS INFORMATION THAT IS PROPRIETARY TO MOLEX INCORPORATED AND SHOULD NOT BE USED WITHOUT WRITTEN PERMISSION.					