

Features

- Frequency range : 25MHz to 212.5MHz
- SMD seam sealing ceramic package
- Supply voltage : 2.5V, 3.3V
- HCSL output
- Low phase noise and phase jitter
- Tri-state function available
- External dimensions (mm)
L : 3.2 x W : 2.5 x H : 0.95
- RoHS compliant & Pb free

Applications

- Networking, Telecommunication, Data communication, Switch, Server, Storage
- Fibre channel, Ethernet, SONET, SATA, SAS, PCI-Express
- Optical module
- Microprocessor, DSP, FPGA, Clock source for ADC and DAC
- Test and measurement

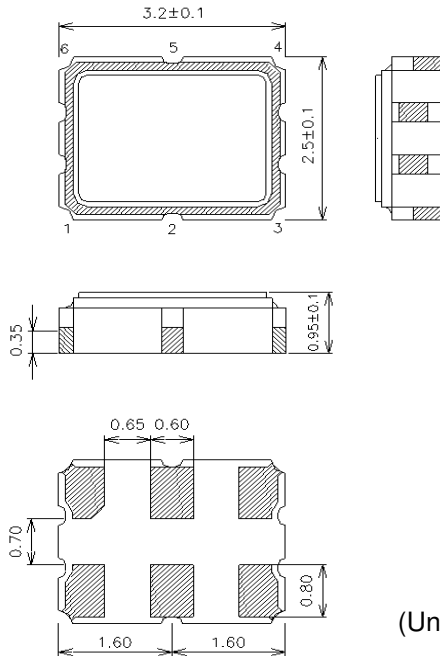
Electrical Characteristics

Item	QTM325S	Conditions
Frequency Range (F_0)	25MHz ~ 212.5MHz	
Frequency Stability (F_{stab}) over Operating Temperature Range (T_{OTR})	± 50 ppm, ± 25 ppm	-40°C ~ +85°C, Note [1]
	± 50 ppm	-40°C ~ +105°C, Note [1]
Operating Temperature Range (T_{OTR})	-40°C ~ +85°C	
	-40°C ~ +105°C	
Supply Voltage (V_{DD})	2.5V, 3.3V	$V_{DD} \pm 10\%$
Current Consumption (I_{DD})	50 mA Max.	
Output Type	HCSL	
Output Load	50 Ω	
Output Voltage High (V_{OH})	0.74V Typ., 0.66V ~ 0.85V	
Output Voltage Low (V_{OL})	0V Typ., -0.15V ~ 0.15V	
Rise & Fall Time (T_r / T_f)	0.5 ns Max.	20% ~ 80% of output swing
Duty Cycle	45% ~ 55%	
Start-up Time	5 ms Max.	
Enable Voltage High, Logic "1"	70% V_{DD} Min.	Input to OE pin Note [2]
Enable Voltage Low, Logic "0"	30% V_{DD} Max.	
Phase Jitter ($F_0 = 156.25$ MHz)	100fs ~ 300fs Max.	12kHz ~ 20MHz, RMS
Aging (F_{aging})	± 3 ppm Max.	at 25°C ± 3 °C, first year
Storage Temperature Range (T_{STR})	-55°C ~ +125°C	

Notes:

- [1] Inclusive of frequency tolerance at 25°C, variations over temperature, supply voltage and vibration.
 [2] Output will be enabled if OE is Logic "1" or Open; Output will be disabled if OE is Logic "0".
 [3] The standard testing environment except temperature test is 25°C ± 5 °C, 40%~70% relative humidity.

Dimensions



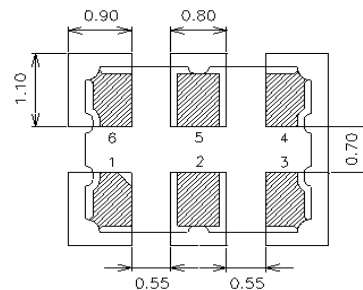
(Unit: mm)

* Pad dimension tolerance is ± 0.2 mm

Pin function

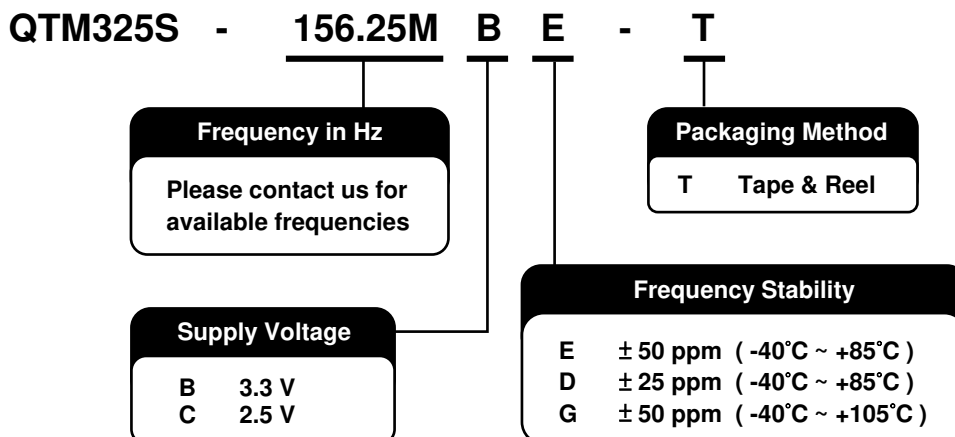
Pin 1	OE
Pin 2	NC
Pin 3	GND
Pin 4	OUT
Pin 5	$\overline{\text{OUT}}$
Pin 6	V _{DD}

Recommended pad layout

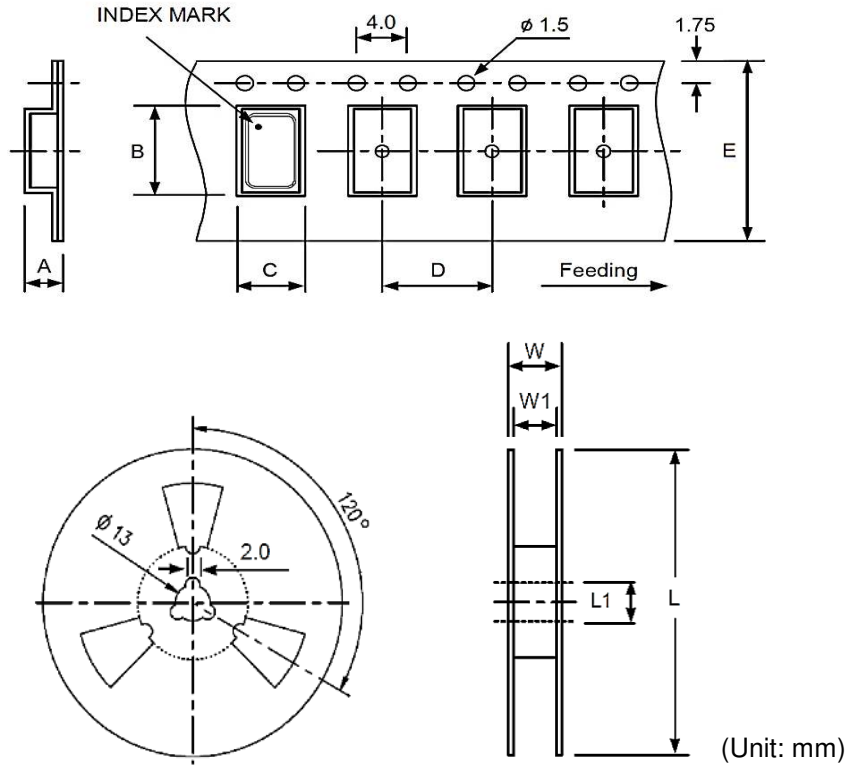


* Power supply decoupling capacitor is required.

Ordering Information



Packing



DIMENSIONS	A	B	C	D	E	L	L1	W	W1
	1.40	3.40	2.70	4.00	8.0	178.0	13.0	11.5	8.0

Reflow Profile

Solder melting point : 220°C ± 10°C, 60 sec. Min., 200 sec. Max.
 Peak temperature : 260°C ± 10°C, 10 sec. Min., 30 sec. Max.

