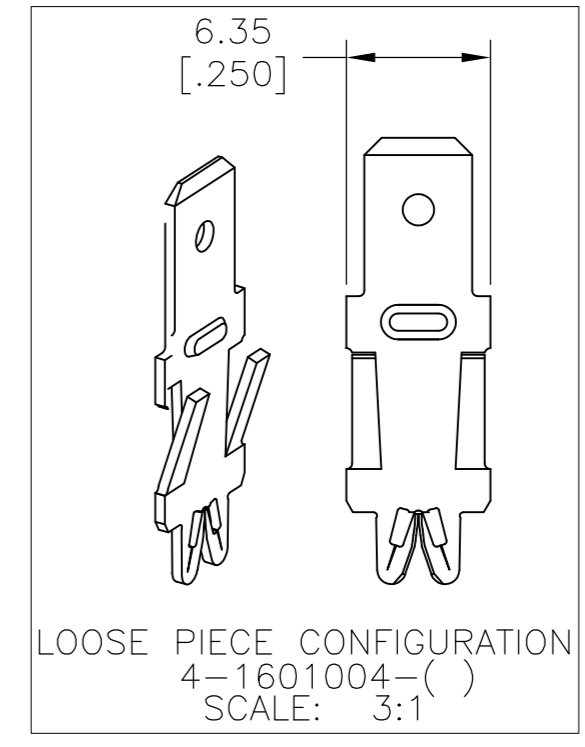
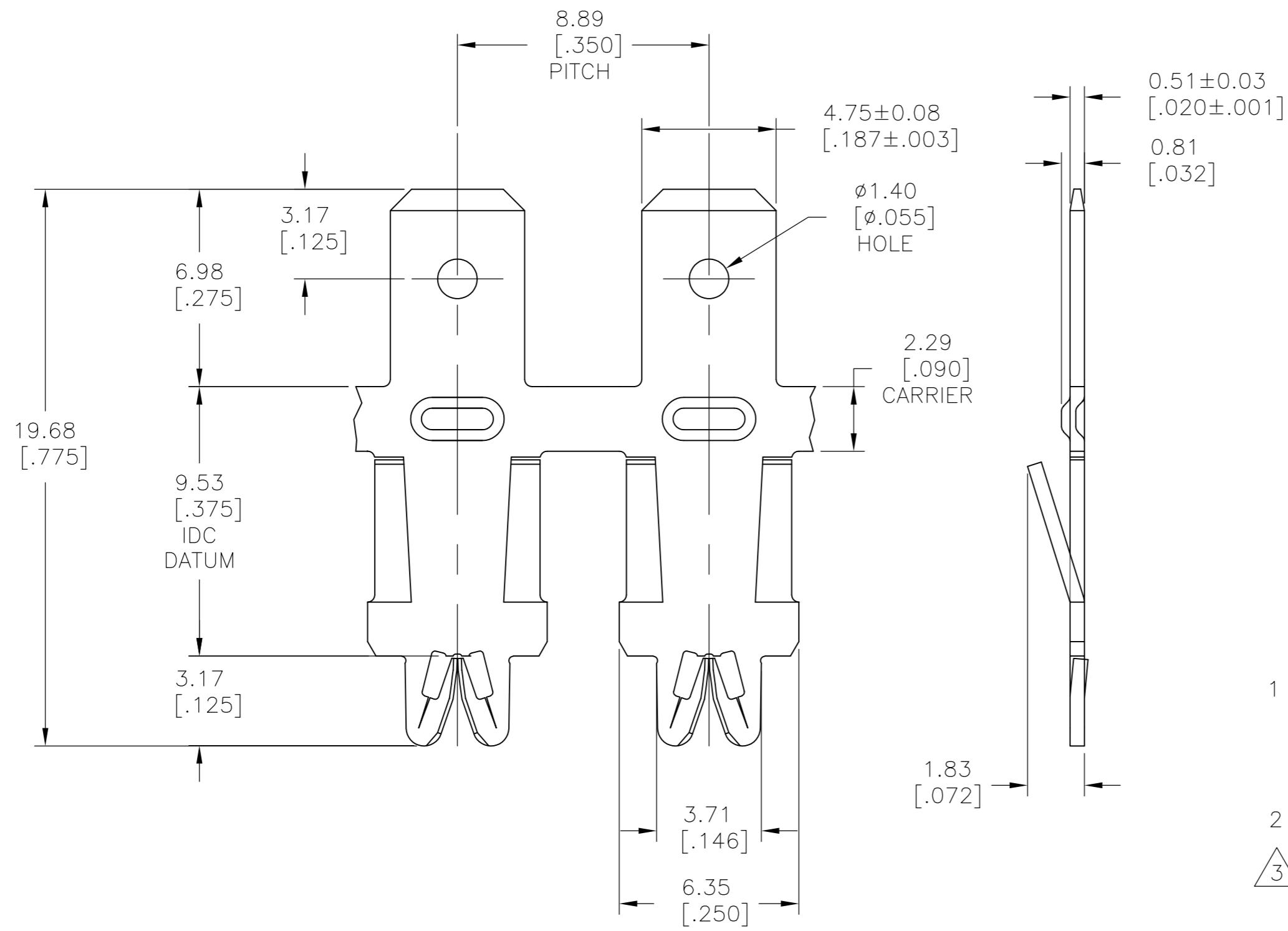
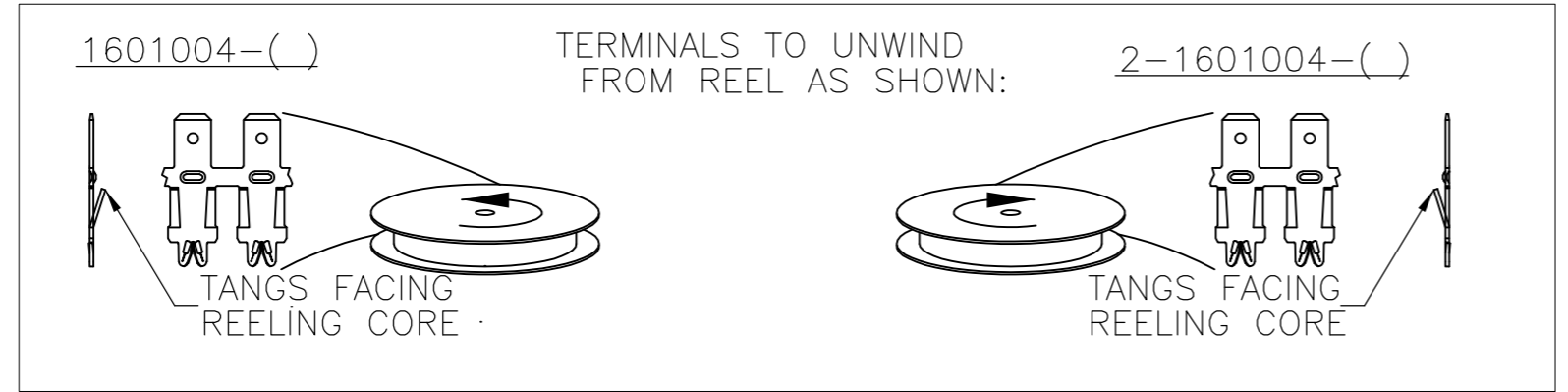


THIS DRAWING IS UNPUBLISHED. RELEASED FOR PUBLICATION
 © COPYRIGHT BY TYCO ELECTRONICS CORPORATION. ALL INTERNATIONAL RIGHTS RESERVED.

LOC	DIST	REVISIONS			
P	LTR	DESCRIPTION	DATE	DWN	APVD
AF	50	B1	REVISED PER ECR-10-013120	25JUN10	HMR GJ



- SPECIFICATIONS:
MAGNET WIRE #34 - #18 AWG, 0.16[.006]-1.02[.040] DIA COPPER.
OTHER SIZES MAY BE ACCOMMODATED,
CONSULT TYCO ELECTRONICS FOR APPROVAL.
- POCKET RECOMMENDATION: #1601423
- TERMINAL APPLICATION TO COMPLY WITH TYCO ELECTRONICS SPECIFICATION 114-13166. CONSULT TYCO ELECTRONICS PRODUCT ENGINEERING FOR THE PROPER INSERTION DEPTH
- TWO(2) TERMINALS SHOWN FOR ILLUSTRATION PURPOSES ONLY.



-	-	-
-	-	-
-	-	-
-	-	-
Unplated	031-006-000	4-1601004-1
Unplated	131-006-000	2-1601004-1
FINISH	REFERENCE PART NUMBER	TE PART NUMBER
THIS DRAWING IS A CONTROLLED DOCUMENT.		DWN J.WELLER 11JAN2002
DIMENSIONS: mm [INCHES]		CHK M.FEHER 11JAN2002
TOLERANCES UNLESS OTHERWISE SPECIFIED:		APVD K.RANDOLPH 11JAN2002
0 PLC ± -	1 PLC ± -	PRODUCT SPEC
2 PLC ± 0.13[.005]	3 PLC ± -	APPLICATION SPEC
4 PLC ± -	ANGLES ± 2°	
MATERIAL BRASS, SPRING HARD	FINISH SEE TABLE	WEIGHT -
CUSTOMER DRAWING		SCALE 6:1
Tyco Electronics Corporation Harrisburg, PA 17105-3608		NAME 4.75 X 0.51 LATCH TAB STANDARD SIAMEZE
SIZE A2	CAGE CODE 00779	DRAWING NO C=1601004
RESTRICTED TO		SHEET 1 OF 1
REV B1		