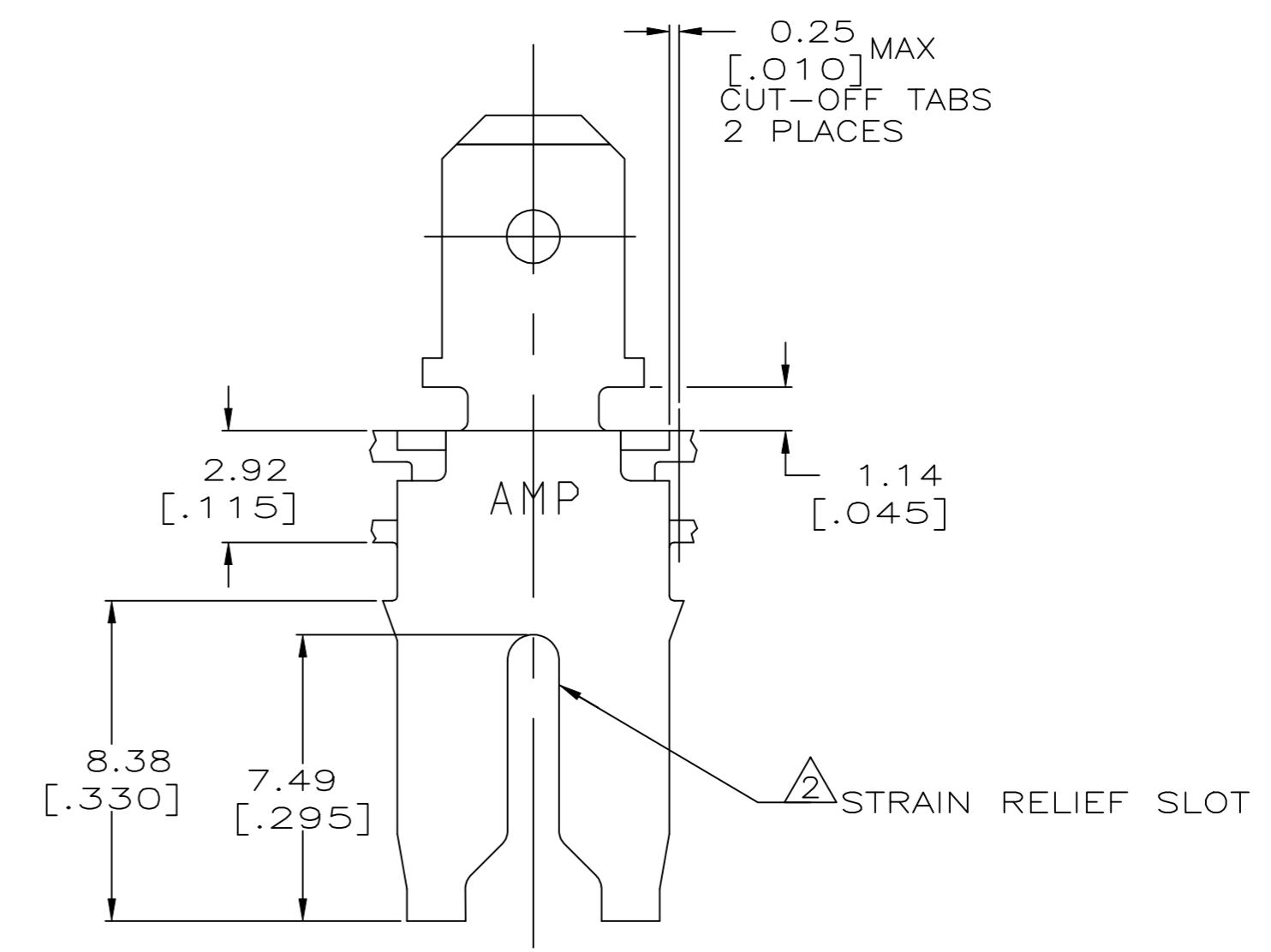
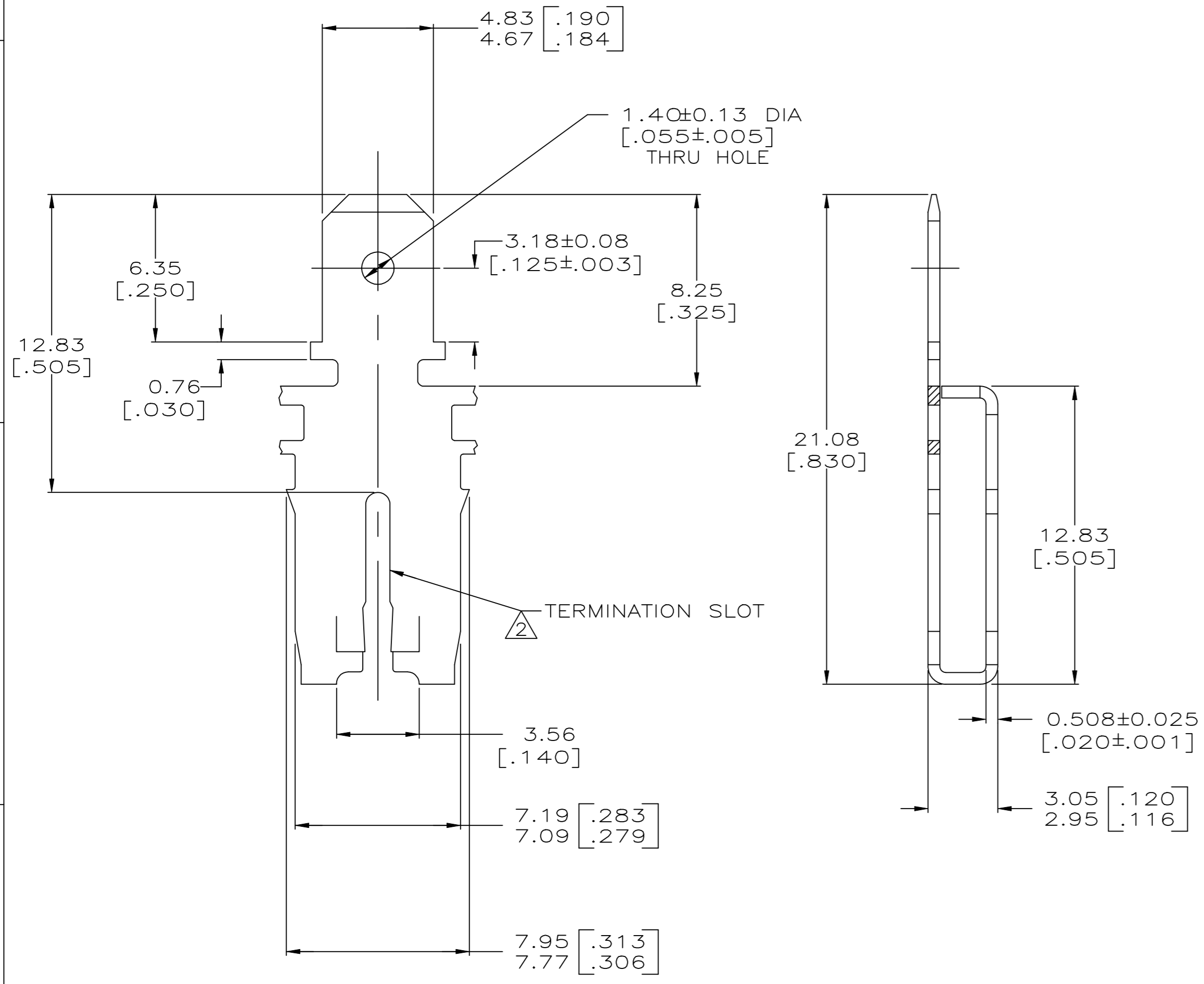
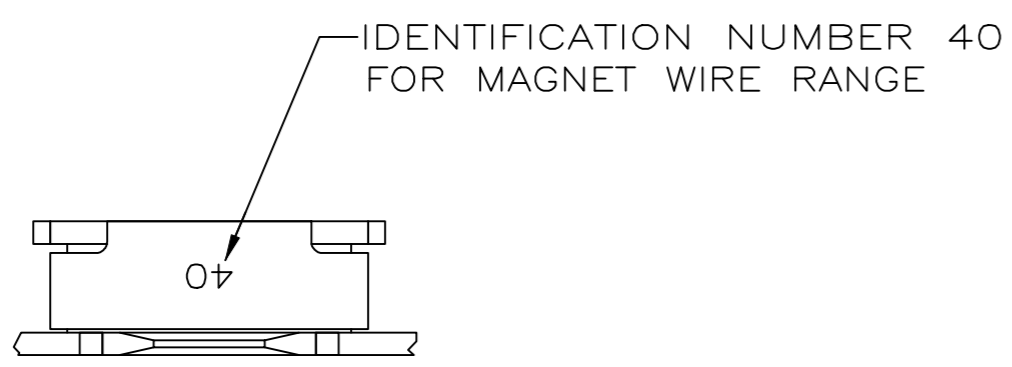


THIS DRAWING IS UNPUBLISHED. RELEASED FOR PUBLICATION  
 © COPYRIGHT - TE Connectivity Ltd. ALL RIGHTS RESERVED.

REVISIONS				
P	LTR	DESCRIPTION	DATE	DWN APVD
	D	INTERNAL REVISION CHANGE	28JUN2018	SV PKS

- CONTINUOUS STRIP ON REELS WITH TERMINALS LOCATED ON 8.38±0.08 [.330±.003] CENTERS.
- △ SLOT TERMINATES EITHER A SINGLE OR DOUBLE MAGNET WIRE OF THE SAME SIZE AND TYPE. COPPER RANGE: 1.29-1.45mm [#16-#15] AWG.
- AFTER INSERTION INTO PLASTIC HOLDER, TAB PORTION MUST BE BENT OVER 45° TO 90° OR POTTED-IN TO PREVENT PULL-OUT WHEN MATING RECEPTACLE IS DISCONNECTED.



63996-1  
PART NUMBER

THIS DRAWING IS A CONTROLLED DOCUMENT.		DWN 12JUN97 MICHAEL S. FEHER		
DIMENSIONS: INCHES		CHK 18JUN97 RICHARD GRZYBOWSKI		
TOLERANCES UNLESS OTHERWISE SPECIFIED:		APVD 18JUN97 NELSON E. NEFF	NAME	
0 PLC ± -	1 PLC ± -	PRODUCT SPEC	TAB, 4.75[.187] FASTON, MAG-MATE™	
2 PLC ± 0.25[.010]	3 PLC ± -	APPLICATION SPEC	SIZE	RESTRICTED TO
4 PLC ± -	ANGLES ± -	114-2066	A2	-
MATERIAL: BRASS	FINISH: TIN PLATED	WEIGHT: 0	CAGE CODE: 00779	DRAWING NO: C=63996
CUSTOMER DRAWING			SCALE: 6:1	SHEET: 1 of 1