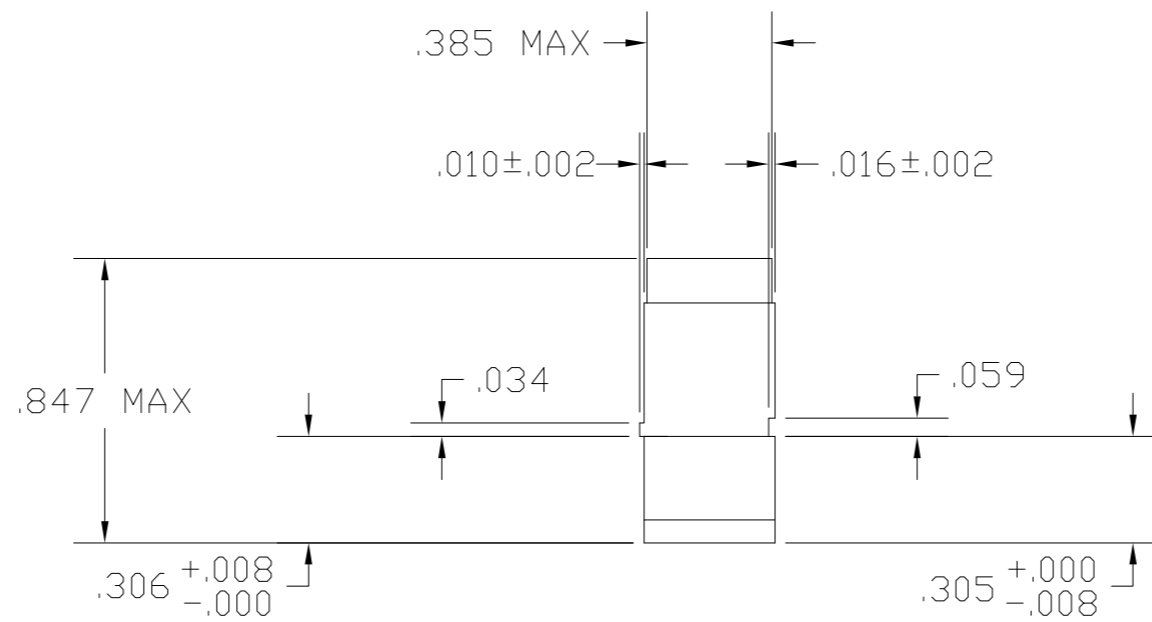
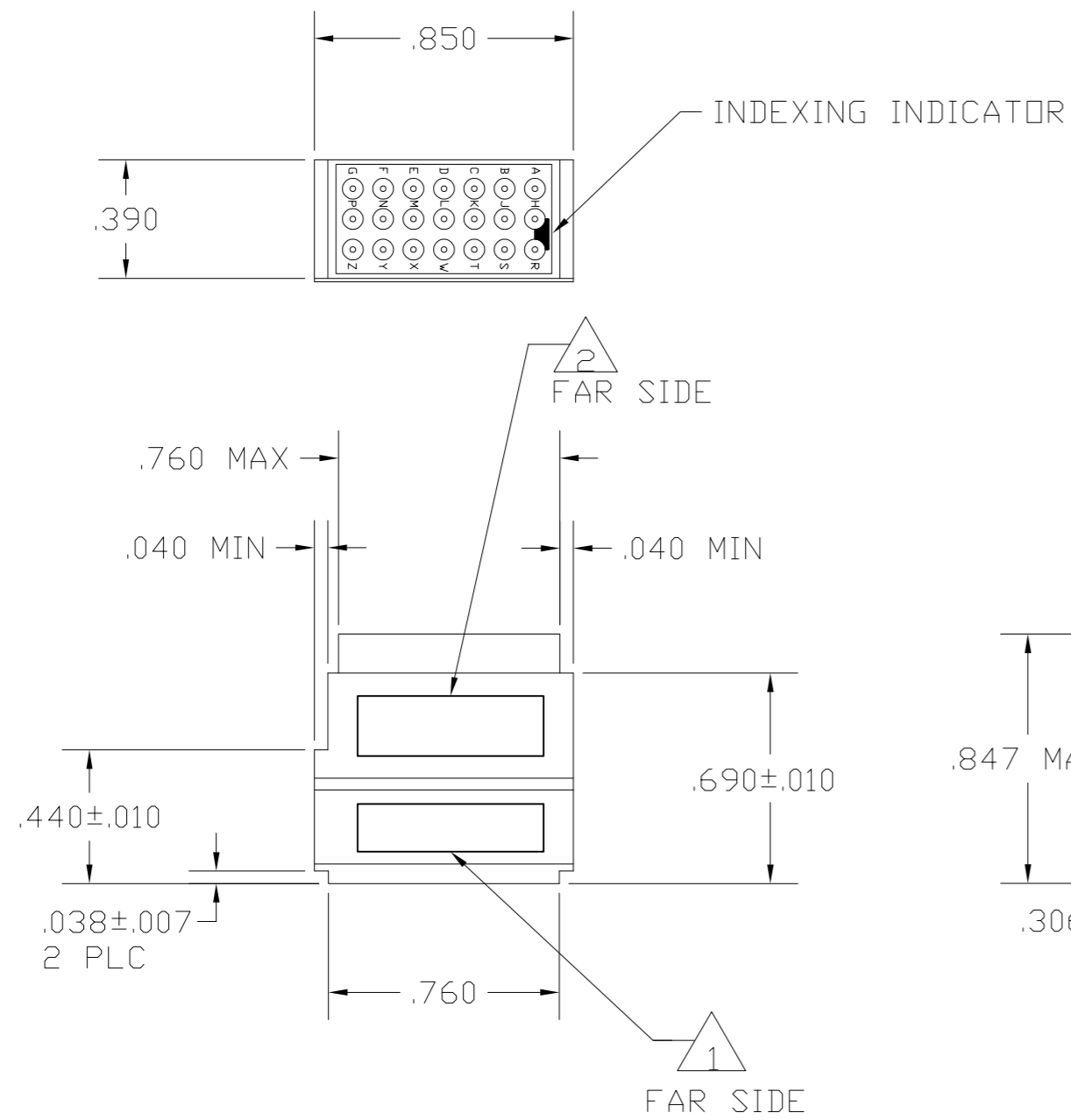
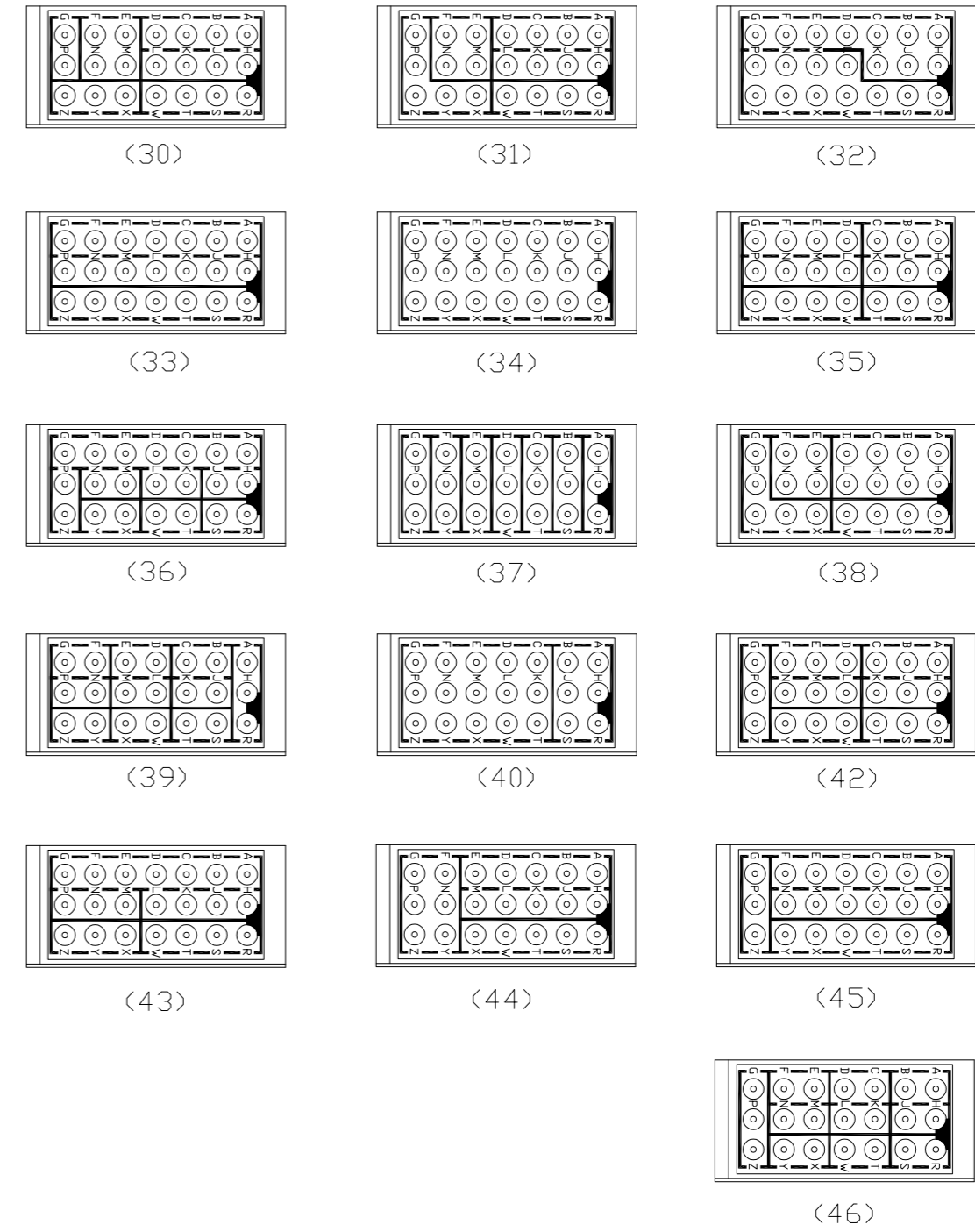


THIS DRAWING IS UNPUBLISHED.		RELEASED FOR PUBLICATION
© COPYRIGHT - By -		ALL RIGHTS RESERVED.
DESCRIPTION	MATERIAL	FINISH
MODULE ASSEMBLY	D.A.P. PER MIL-M14 TYPE SDG-F	COLOR: GREEN
GROMMET	FLUORSILICONE RUBBER MPS #10149	COLOR: GREEN
CONTACT SOCKET	BERYLLIUM COPPER PER ASTM B194	GOLD PLATE PER MIL-G-45204
RETAINING CLIP	BERYLLIUM COPPER PER ASTM B194 OR STAINLESS STEEL PER QQ-S-766	NONE
CONTACTS	COPPER ALLOY PER MIL-C-39029/1	GOLD PLATE PER MIL-G-45204
SEALING PLUGS	F.E.P. PER MIL-P-19468	COLOR: BLACK

LDC	DIST	REVISIONS					
		P	LTR	DESCRIPTION	DATE	DWN	APVD
DF	AO	B		REV PER ECO-11-011660	11 JUL 11	PY	DE



BUSSING ARRANGEMENTS  $\triangle$

- $\triangle$  4 CONTACTS AND SEALING PLUGS ARE PACKAGED SEPARATELY WHEN REQUIRED.
- $\triangle$  3 BUSSING ARRANGEMENT OUTLINE DENOTES INTERNAL ARRANGEMENT OF CONTACT SOCKETS.
- $\triangle$  2 MARK MODULE ASSEMBLY WITH CUSTOMER PART NO., MILITARY PART NO. IF REQUIRED .060 MINIMUM HIGH CHARACTERS AT APPROXIMATE AREA SHOWN.
- $\triangle$  1 MARK MODULE ASSEMBLY WITH "AMP", AMP PART NO. AND DATE CODE .060 MINIMUM HIGH CHARACTERS AT APPROXIMATE AREA SHOWN.

THIS DRAWING IS A CONTROLLED DOCUMENT.		DWN J. MECK 31 JAN 2002	<b>STE</b> TE Connectivity	
DIMENSIONS: INCHES		CHK R. RYAN 12-14-94		
TOLERANCES UNLESS OTHERWISE SPECIFIED:		APVD R. RYAN 12-14-94	NAME -	
0 PLC ± -		PRODUCT SPEC	MODULE ASSY, FEED-BACK, SIZE 22HD, TJ	
1 PLC ± -		APPLICATION SPEC	-	
2 PLC ± -		WEIGHT	SIZE	CAGE CODE
3 PLC ± .005		WEIGHT	A2	00779
4 PLC ± -		CUSTOMER DRAWING	DRAWING NO	RESTRICTED TO
ANGLES ± -		SCALE	C=592630	-
FINISH		SCALE	2: 1	SHEET
		SCALE	2: 1	1 of 2
		REV	B	

THIS DRAWING IS UNPUBLISHED. RELEASED FOR PUBLICATION  
 © COPYRIGHT - By - ALL RIGHTS RESERVED.

LOC	DIST	REVISIONS					
DF	A0	P	LTR	DESCRIPTION	DATE	DWN	APVD
		-	-	SEE SHEET 1	-	-	-

MARKING	46	45	44	43	42	40	39	38	37	36	35	34	33	32	31	30	SEALING PLUG QTY 2	CONTACTS QTY 22	PART NO.
																			4-592630-4
SUPERSEDED BY 4-592629-3						X											X	X	4-592630-3
																	OBSOLETE	X	4-592630-1
									X										3-592630-9
															X				3-592630-8
														X					3-592630-7
								X											3-592630-6
									X										3-592630-5
						X													3-592630-4
							X												3-592630-3
											X								3-592630-2
												X							3-592630-1
													X						3-592630-0
		X															X	X	2-592630-9
		X																	2-592630-8
SUPERSEDED BY 4-592629-5			X														X	X	2-592630-7
				X															2-592630-6
SUPERSEDED BY 1-592629-9				X													X	X	2-592630-5
					X														2-592630-4
SUPERSEDED BY 4-592629-2					X												X	X	2-592630-3
											X								2-592630-2
SUPERSEDED BY 1-592629-7									X								X	X	2-592630-1
																			2-592630-0
SUPERSEDED BY 1-592629-5									X								X	X	1-592630-9
										X									1-592630-8
SUPERSEDED BY 1-592629-3														X			X	X	1-592630-7
																			1-592630-6
SUPERSEDED BY 1-592629-1														X			X	X	1-592630-5
																			1-592630-4
SUPERSEDED BY 4-592629-4														X			X	X	1-592630-3
																			1-592630-2
SUPERSEDED BY 592629-9														X			X	X	1-592630-1
																			1-592630-0
SUPERSEDED BY 592629-7																	X	X	592630-9
																			592630-8
SUPERSEDED BY 592629-5																	X	X	592630-7
																			592630-6
SUPERSEDED BY 592629-3																	X	X	592630-5
																			592630-4
SUPERSEDED BY 592629-1																	X	X	592630-3
																			592630-2
SUPERSEDED BY 4-592629-7																	X	X	592630-1

MARKING

BUSSING ARRANGEMENTS

SEALING PLUG QTY 2   
 CONTACTS QTY 22 PART NO.

THIS DRAWING IS A CONTROLLED DOCUMENT.		DWN	J.MECK	31JAN2002		TE Connectivity	
DIMENSIONS: INCHES		CHK	R.RYAN	12-14-94		MODULE ASSY,FEED-BACK,SIZE 22HD,TJ	
TOLERANCES UNLESS OTHERWISE SPECIFIED:		APVD	R.RYAN	12-14-94		RESTRICTED TO	
0 PLC ± - 1 PLC ± - 2 PLC ± - 3 PLC ± .005 4 PLC ± - ANGLES ± - FINISH -		PRODUCT SPEC				SIZE	A2
MATERIAL		APPLICATION SPEC			CAGE CODE	00779	
		WEIGHT			DRAWING NO	C=592630	
		CUSTOMER DRAWING		SCALE	2:1	SHEET	2 of 2
				REV	B		