

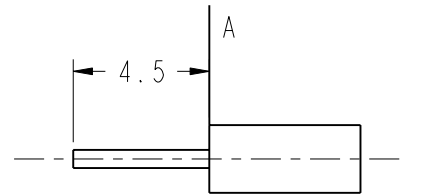
NOTES:

1. MATERIAL AND FINISH:
 BODY & HOUSING - BRASS, NICKEL PLATING
 CONTACT - PHOSPHOR BRONZE, GOLD PLATING
 INSULATORS (2) - PTFE, NATURAL
 SOLDER NUT - BRASS, GOLD PLATING
2. ELECTRICAL:
 A. IMPEDANCE: 50 OHM
 B. FREQUENCY RANGE: DC - 11 GHz
 C. DIELECTRIC WITHSTANDING VOLTAGE: 1500 VRMS. MIN.
3. MECHANICAL:
 A. DURABILITY: 500 CYCLES MIN.
 B. TEMPERATURE RANGE: -65°C TO +165°C
 C. SOLDER NUT TORQUE: 15 IN LBS
4. CONTACT PIN TO SOLDER
 OR CRIMPED CONTACT PIN
 HEX CRIMP SIZE .068" MAX
5. ASTERISK (*) INDICATES CABLE ENTRY DIMENSIONS

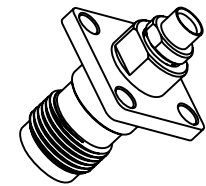
THIRD ANGLE PROJ.

REVISIONS

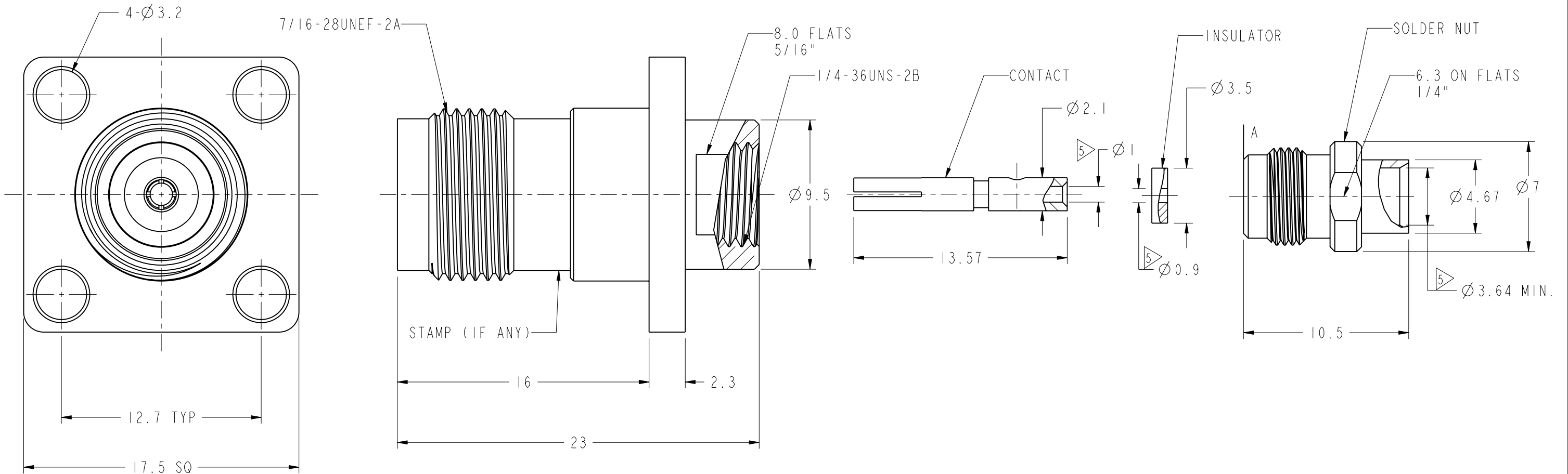
REV	DESCRIPTION	DATE	ECO	APPR
--	RELEASE TO MFG.	-----	-----	-----
B	SYNCH WITH RF, ADD COD	14-Mar-13	49495	SL



RECOMMENDED
CABLE STRIPPING DIM'S



SCALE 1.000



CUSTOMER OUTLINE DRAWING

ALL OTHER SHEETS ARE FOR INTERNAL USE ONLY

UNLESS OTHERWISE SPECIFIED, DIMENSIONS ARE IN METRIC AND TOLERANCES ARE: <0.5mm ±0.05mm 0.5 - 6mm ±0.1mm 6 - 30mm ±0.2mm 30 - 120mm ±0.3mm ANGLES ±1°	MATERIAL	DRAWN S.LI	DATE 14-Mar-13	TITLE TNC PANEL DIRECT SOLDER JACK FOR .141 SEMI RIGID CABLE SCALE: 4.0:1.0 SHEET 2 OF 2	Amphenol RF Danbury CT USA, Tainan, Taiwan, Shenzhen, China www.amphenolrf.com
	REFERENCE AND CONFIGURATION LEVEL:	ENGINEER NANCY	DATE 03-06-03		
NOTICE - These drawings, specifications, or other data (1) are, and remain the property of Amphenol corp. (2) must be returned upon request; and (3) are confidential and not to be disclosed to any person other than those to whom they are given by Amphenol Corp. the furnishing of these drawings, specifications, or other data by Amphenol Corp., or to any other person to anyone for any purpose is not to be regarded by implication or otherwise in any manner licensing, granting rights to permitting such holder or any other person to manufacture, use or sell any product, process or design, patented or otherwise, that may in any way be related to or disclosed by said drawings, specifications, or other data.	FINISH	APPROVED S.HSIEH	DATE 15-May-13	DWG SIZE B	REV B
		I:\TNC\T6581A1-N\3GT3G-.141-50			
					DRAWING NO. T6581A1-N/3GT3G-.141-50 ITEM NO. 026581AAA42NF5F PART NO. 31-6180