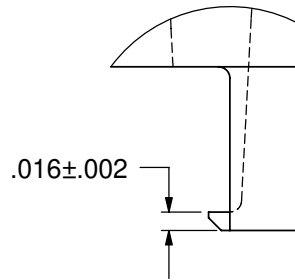
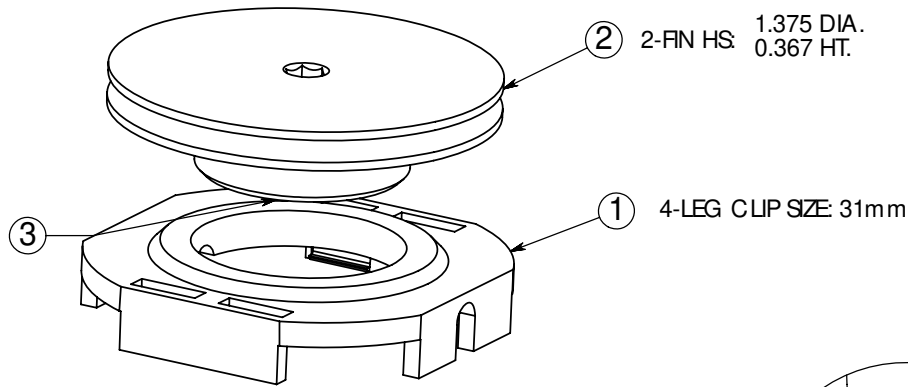
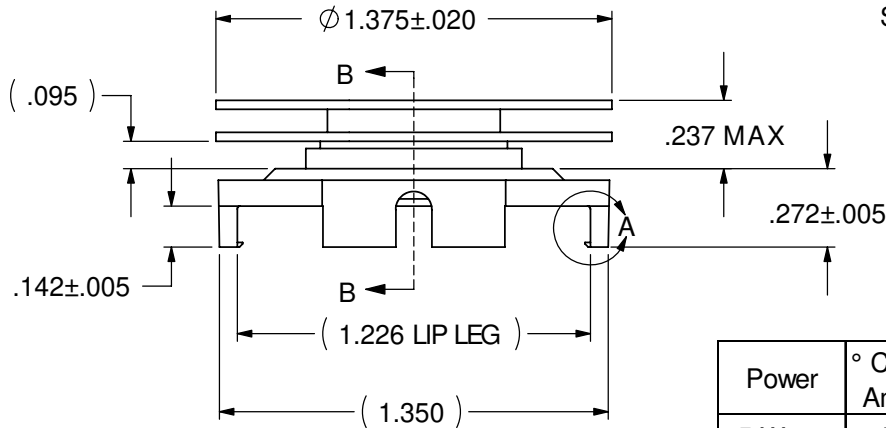


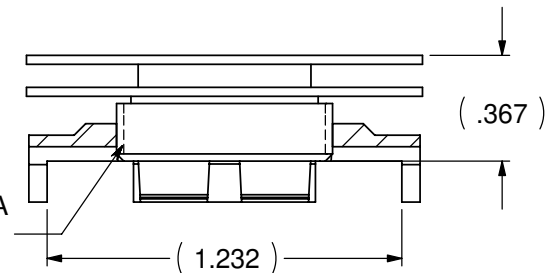
REVISION(S)			
LTR	DESCRIPTION	INIT	APP'D
O	ECN: 0S60-0149-04	E.T 5/25/04	B.P 5/25/04
A	ECR-06-013536	E.T 6/8/06	V.K 6/8/06



DETAIL A
SCALE=6X



3/4 -27 UNS- 2A
THREAD



SECTION B-B

Power	° C/W @ Ambient	° C/W @ 200 LFM	° C/W @ 400 LFM	° C/W @ 600 LFM
5 Watts	13.40	7.80	4.88	4.28
10 Watts	11.96	7.30	4.70	4.04
15 Watts	10.97	7.23	4.58	4.04

CUSTOMER DRAWING

SPECIFICATIONS ARE SUBJECT TO CHANGE WITHOUT NOTICE

ITEM	DESCRIPTION	QTY
1	MOUNTING CLIP	1
2	HEAT SINK	1
3	INTERFACE	1

DO NOT SCALE

tyco / Electronics Attleboro Falls Massachusetts 02763

UNLESS OTHERWISE SPECIFIED TO LEFT ANGLES ARE:

DRAWN BY: E.TAO	DATE: 5/25/04	MATERIAL: SEE NOTE
ENGINEER: B.PETROCELLI	DATE: 5/25/04	FINISH: SEE NOTE
FILENAME: _____	PROJECT: _____	SYSTEM: _____

CONFIDENTIAL PROPERTY OF TYCO ELECTRONICS NOT TO BE DISCLOSED TO OTHERS REPRODUCED OR USED FOR ANY PURPOSES EXCEPT AS AUTHORIZED IN WRITING BY AN AUTHORIZED OFFICIAL OF TYCO. MUST BE RETURNED TO TYCO ON DEMAND, ON COMPLETION OF ORDERS OR OTHER PURPOSES FOR WHICH LENT.

TITLE: **31mm HEATSINK ASSEMBLY (HTS549-U)**

DIMENSIONS ARE IN: INCHES	SCALE: 1.5:1	PART NO.: 9-1542004-4	SHEET: 1 OF 1
TYPED ANGLE PROJECTION:	SIZE: A	DWG. NO.: C-9-1542004-4	REV: A