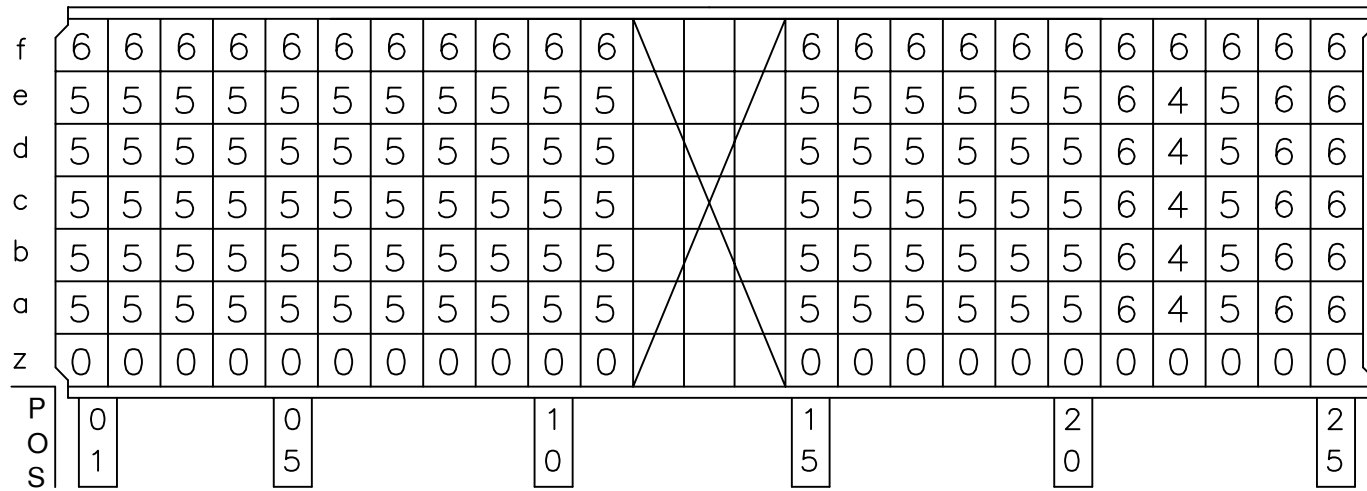
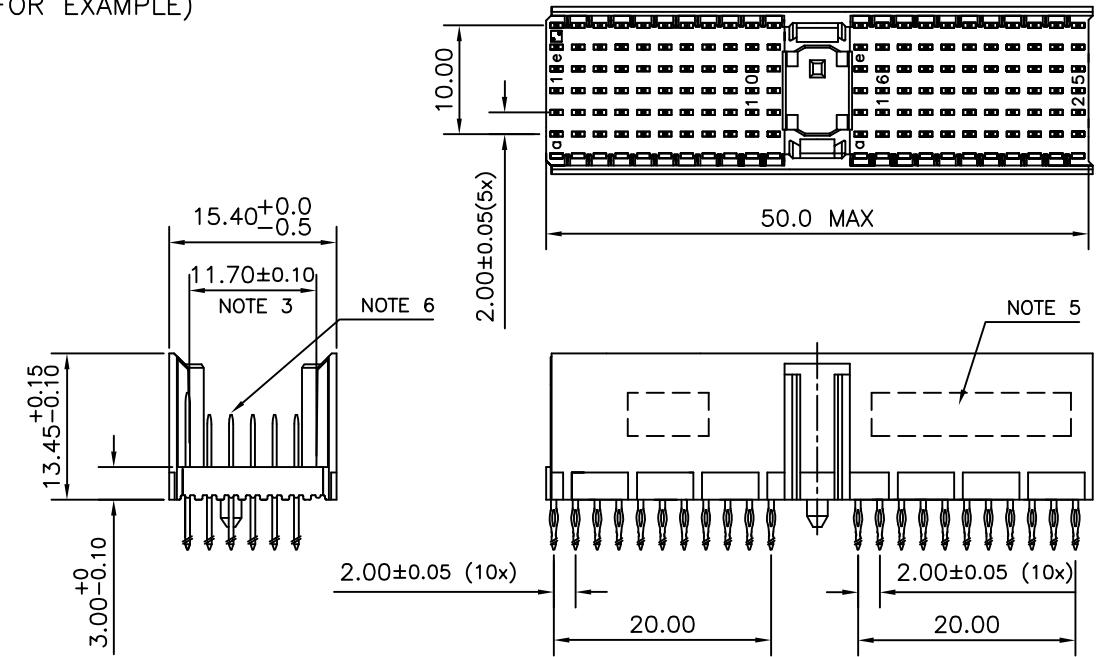


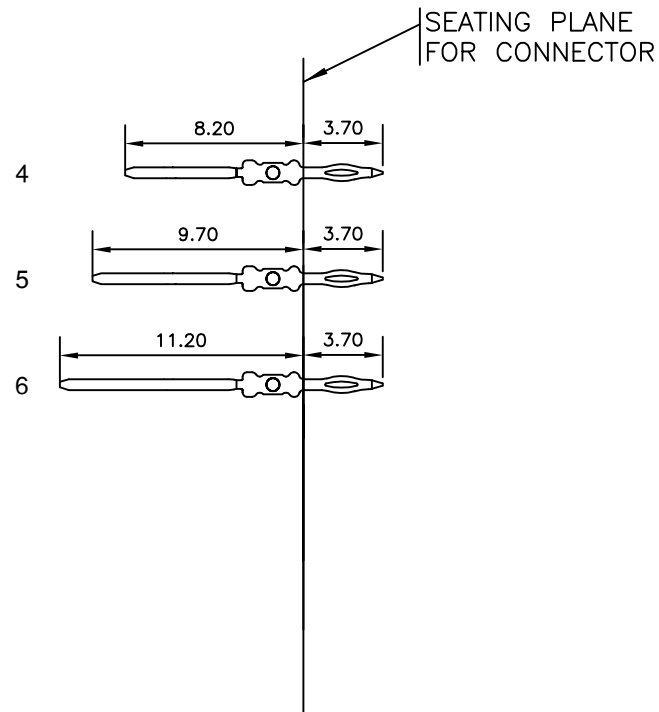
LOADING PATTERN MATING SIDE



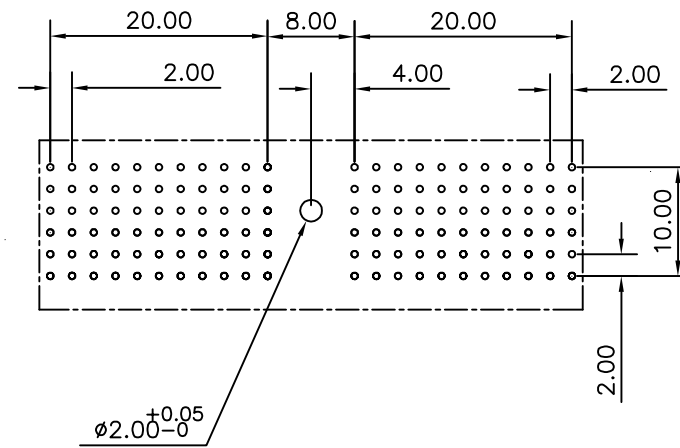
LOADED CONNECTOR ASSEMBLY (FOR EXAMPLE)



CONTACT OVERVIEW



LAY-OUT P.C.B.-HOLE



HM2PN1PDG3R9-
 LEAD FREE INDICATOR : LF = LEAD FREE (DIGIT 15 & 16)
 PLATING CODE (DIGIT 13 AND 14) (REF DRW NO. BS,C , 201844 , 003)

NOTES

- THIS PRODUCT IS CSA APPROVED.
- THIS PRODUCT IS UL RECOGNIZED.
- MEASURED AT THE BOTTOM.
- MATERIAL CONTACT: PHOSPHORBRONZE
HOUSING: CREAM WHITE GLASS FILLED POLYESTER UL-94V0
- CONNECTOR PRINTED WITH P/N AND DATE CODE.
- FOR ACTUAL CONTACT LOADINGS, SEE LOADING PATTERN MATING SIDE.
- SHAPE OF CONNECTOR HOUSING CAN ALTER DEPENDING ON PRODUCTION LOCATION
- THIS PRODUCT (LF) MEETS EUROPEAN UNION DIRECTIVES AND OTHER COUNTRY REGULATIONS AS DESCRIBED IN GS-22-008
- FOR RECOMMENDED PTH DIMENSIONS REFER DRAWING : BS, A , 201572 , 001

PART NO. HM2PN1PDG3R9- - - -

mat'l. code SEE NOTE 4				surface ISO 1302 ✓	tolerance ISO 406 ISO 1101	projection MM	product family MLLIPACS	
ltr	ecn no	dr	date	tolerances unless otherwise specified		MM	title MPACS 5+2R STR HDR PF CONN TYPE A (WIDTH = 15.4 MAX)	
A	107-0121	MINI	2007-09-19	angles 0°±1°	linear .0±0.2 .00±0.1			
				dr	MINI K VANDANATH	2007-09-19	FCI sheet 1 of 1 size 5 BS, C ,203028,780 A3 type Product Customer Drawing	
				enr	BIJU K PAUL	2007-09-19		
				chr	BIJU K PAUL	2007-09-19		
				appd	BIJU K PAUL	2007-09-19		
sheet index	revision sheet	A	1					