

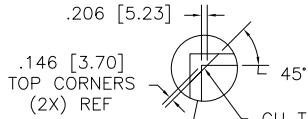
OGA DIAG: 43.38 [1101.9]
AA DIAG: 42.05 [1068.1]

TOP LEVEL 98 NUMBER	DST KIT PART NUMBER	TYPE	PRODUCT SPEC
98-0003-3323-1	DSTK9016-3421	DUAL	33626, 34017

(DUAL)

DST-TC-3421DC
98-0003-3325-6
DUAL MODE CONTROLLER
COMPONENT SIDE

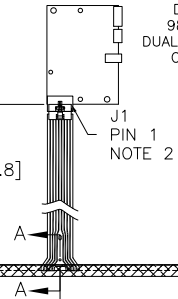
CORNER TAPE
CHAMFER DETAIL



.146 [3.70]
TOP CORNERS
(2X) REF

CU TAPE
CORNER
COVERAGE

12.00" [304.8]



J1
PIN 1
NOTE 2

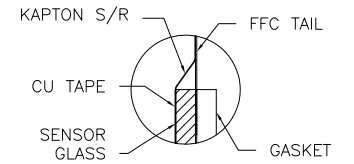
1.10 [27.9]
TYP 8X

.41
[10.32]

CU TAPE
3 SIDES

19.40 [492.8] 2X
GASKET
NOTE 3

13.750±0.030 [349.25±0.76]



SECTION A-A
SCALE: 8/1

SENSOR FRONT

20.788
[528.00]
AA

21.600
[548.64]
OGA

J1 PINOUT	
1	CH 3
2	CH 2
3	PWR
4	2.5V
5	GRD
6	PWR
7	CH 0
8	CH 1

.083 [2.11]
GLASS REF.
.170 [4.32]
TOTAL THK.

35.42 [899.8] GASKET 2X
NOTE 3

1.10 [27.9]
REF

.41 [10.32]

36.812 [935.01] AA

37.624 [955.65] OGA

NOTES:

- WEIGHT OF GLASS IN GRAMS: 2763 ±10%
- 8 PIN AMP CONNECTOR
LATCH STYLE HOUSING P/N: 487526-7
TIN CONTACTS P/N: 2-487406-4
HOUSING ORIENTED WITH LATCH UP
- GASKET ON SENSOR BACKSIDE

.086 [2.17]
BOTTOM CORNERS
(2X) REF

.121
[3.07]

CU TAPE
CORNER
COVERAGE

CORNER TAPE
CHAMFER DETAIL

UNITS	INCHES [MM]
DECIMALS	THIRD FRACTIONS SHOWN
.X	±
.XX	±.03
.XXX	±.015
ANGLES	±1°
THIRD ANGLE PROJECTION	
DO NOT SCALE DRAWING	
SCALE	1 = 1

3M 3M TOUCH SYSTEMS
METHUEN, MA
USA
COPYRIGHT 2009
THIS DOCUMENT IS CONFIDENTIAL PROPERTY OF THE
3M COMPANY AND MAY NOT BE REPRODUCED,
DISCLOSED OR WRITTEN IN ANY MANNER OR USED OR
APPLIED FOR OTHER THAN 3M AUTHORIZED
PURPOSES.

04	REVISE PER CO 030567	6/09	IAH
03	RELEASE PER CO 030217	3/09	IAH
REV	CHANGE NOTICE	DATE	BY

MKT DWG
DST2270DX 42"-1

DRW	A. Hartofells	3/09	DOC FORM#	AUTOCAD	SHEET	1 OF 1	REV	
DOC	36761-MKT							04