

292132-3 ✓ ACTIVE

AMP CT


TE Internal #: 292132-3

PCB Mount Header, Vertical, Wire-to-Board, 3 Position, 2 mm [.079 in] Centerline, Partially Shrouded, Tin, Through Hole - Solder, AMP CT

[View on TE.com >](#)



Connectors > PCB Connectors > PCB Headers & Receptacles > CT 2mm Post Header Asmbly: Box V DIP



Connector System: **Wire-to-Board**

Number of Positions: **3**

Number of Rows: **1**

Centerline (Pitch): **2 mm [.079 in]**

PCB Mount Orientation: **Vertical**

[All CT 2mm Post Header Asmbly: Box V DIP \(79\)](#)

Features

Product Type Features

Connector System	Wire-to-Board
Header Type	Partially Shrouded
Sealable	No
Connector & Contact Terminates To	Printed Circuit Board
PCB Connector Assembly Type	PCB Mount Header

Configuration Features

Number of Positions	3
Number of Rows	1
PCB Mount Orientation	Vertical

Electrical Characteristics

Operating Voltage	125 VAC
-------------------	---------

Body Features



Primary Product Color	Natural
-----------------------	---------

Contact Features

Contact Mating Area Length	4.2 mm[.165 in]
----------------------------	-----------------

PCB Contact Termination Area Plating Material Thickness	1 μ m[39.37 μ in]
---	---------------------------

Contact Layout	Inline
----------------	--------

Mating Pin Diameter	.6 mm[.024 in]
---------------------	----------------

Contact Mating Area Plating Material Thickness	1 μ m[39.37 μ in]
--	---------------------------

Contact Shape & Form	Round, Rounded
----------------------	----------------

Contact Mating Area Plating Material Finish	Matte
---	-------

PCB Contact Termination Area Plating Material	Tin
---	-----

Contact Base Material	Brass
-----------------------	-------

Contact Mating Area Plating Material	Tin
--------------------------------------	-----

Contact Type	Pin
--------------	-----

Contact Current Rating (Max)	4 A
------------------------------	-----

Termination Features

Round Termination Post & Tail Diameter	.6 mm[.024 in]
--	----------------

Termination Post & Tail Length	3.2 mm[.126 in]
--------------------------------	-----------------

Termination Method to Printed Circuit Board	Through Hole - Solder
---	-----------------------

Mechanical Attachment

PCB Mount Alignment Type	Kinked Legs
--------------------------	-------------

Mating Alignment Type	Polarization
-----------------------	--------------

Mating Retention	Without
------------------	---------

PCB Mount Retention Type	Kinked Legs
--------------------------	-------------

Mating Retention Type	Polarized Lock
-----------------------	----------------

Connector Mounting Type	Board Mount
-------------------------	-------------

Mating Alignment	With
------------------	------

PCB Mount Alignment	Without
---------------------	---------

PCB Mount Retention	With
---------------------	------

Housing Features

Housing Material	66 Nylon
------------------	----------

Centerline (Pitch)	2 mm[.079 in]
--------------------	---------------

Dimensions



Connector Length	7.8 mm[.307 in]
Connector Height	6.8 mm[.267 in]
Connector Width	5.8 mm[.228 in]
PCB Thickness (Recommended)	.8 mm[.031 – .063 in]

Usage Conditions

Operating Temperature Range	-40 – 221 °C[-40 – 105 °F]
-----------------------------	----------------------------

Operation/Application

Assembly Process Feature	Pick and Place Cover
Circuit Application	Power & Signal

Industry Standards

Agency/Standard	CSA, UL
Approved Standards	CSA LR7189, UL E28476
UL Flammability Rating	UL 94V-0

Packaging Features

Packaging Quantity	1000
Packaging Type	Bag, Box

Product Compliance

[For compliance documentation, visit the product page on TE.com>](#)

EU RoHS Directive 2011/65/EU	Compliant
EU ELV Directive 2000/53/EC	Compliant
China RoHS 2 Directive MIIT Order No 32, 2016	No Restricted Materials Above Threshold
EU REACH Regulation (EC) No. 1907/2006	Current ECHA Candidate List: JUNE 2023 (235) Candidate List Declared Against: JAN 2023 (233) Does not contain REACH SVHC
Halogen Content	Low Halogen - Br, Cl, F, I < 900 ppm per homogenous material. Also BFR/CFR/PVC Free
Solder Process Capability	Wave solder capable to 265°C

Product Compliance Disclaimer

This information is provided based on reasonable inquiry of our suppliers and represents our current actual knowledge based on the information they provided. This information is subject to change. The part numbers that TE has identified as EU RoHS compliant have a maximum concentration of 0.1% by weight in homogenous materials for lead, hexavalent chromium, mercury, PBB, PBDE, DBP, BBP, DEHP, DIBP, and 0.01% for cadmium, or qualify for an exemption to these

limits as defined in the Annexes of Directive 2011/65/EU (RoHS2). Finished electrical and electronic equipment products will be CE marked as required by Directive 2011/65/EU. Components may not be CE marked. Additionally, the part numbers that TE has identified as EU ELV compliant have a maximum concentration of 0.1% by weight in homogenous materials for lead, hexavalent chromium, and mercury, and 0.01% for cadmium, or qualify for an exemption to these limits as defined in the Annexes of Directive 2000/53/EC (ELV). Regarding the REACH Regulation, the information TE provides on SVHC in articles for this part number is based on the latest European Chemicals Agency (ECHA) 'Guidance on requirements for substances in articles' posted at this URL: <https://echa.europa.eu/guidance-documents/guidance-on-reach>

Compatible Parts



TE Part # CAT-AM7017-C7671
Common Termination Contacts —
POWER TRIPLE LOCK




TE Part # CAT-AM7017-H8172
AMP COMMON TERMINATION
HOUSINGS

Also in the Series | AMP CT



PCB Connector Mounting(46)



PCB Headers & Receptacles(756)

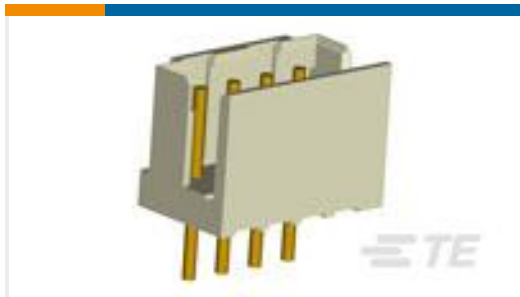


Wire-to-Board Connector Assemblies
& Housings(256)



Wire-to-Board Connector Contacts(8)

Customers Also Bought



TE Part #1-292132-2
CT P/HDR BOX V 12P NAT



TE Part #292207-4
MINI CT SGL DIP V 4P NAT



TE Part #292207-6
MINI CT SGL DIP V 6P NAT



TE Part #292207-3
MINI CT SGL DIP V 3P NAT



Documents

Product Drawings

[CT P/HDR BOX V 3P NAT](#)

English

CAD Files

[3D PDF](#)

3D

Customer View Model

[ENG_CVM_CVM_292132-3_B1.2d_dxf.zip](#)

English

Customer View Model

[ENG_CVM_CVM_292132-3_B1.3d_igs.zip](#)

English

Customer View Model

[ENG_CVM_CVM_292132-3_B1.3d_stp.zip](#)

English

By downloading the CAD file I accept and agree to the [Terms and Conditions](#) of use.

Product Specifications

[AMP COMMON TERMINATION \(CT\), CONNECTOR, 2mm PITCH, M/T TYPE, LEAD FREE VERSION](#)

Japanese

[Product Specification](#)

Japanese

Product Environmental Compliance

[MD_292132-3_07042018725_dmtec](#)

English

292132-3

PCB Mount Header, Vertical, Wire-to-Board, 3 Position, 2 mm [.079 in] Centerline,
Partially Shrouded, Tin, Through Hole - Solder, AMP CT



[MD_292132-3_07042018725_dmtec](#)

English