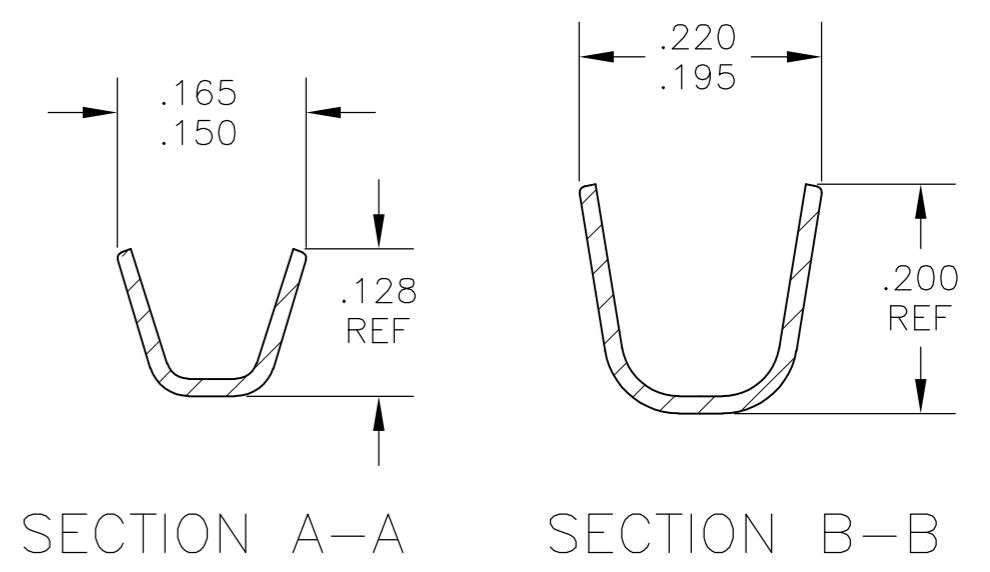
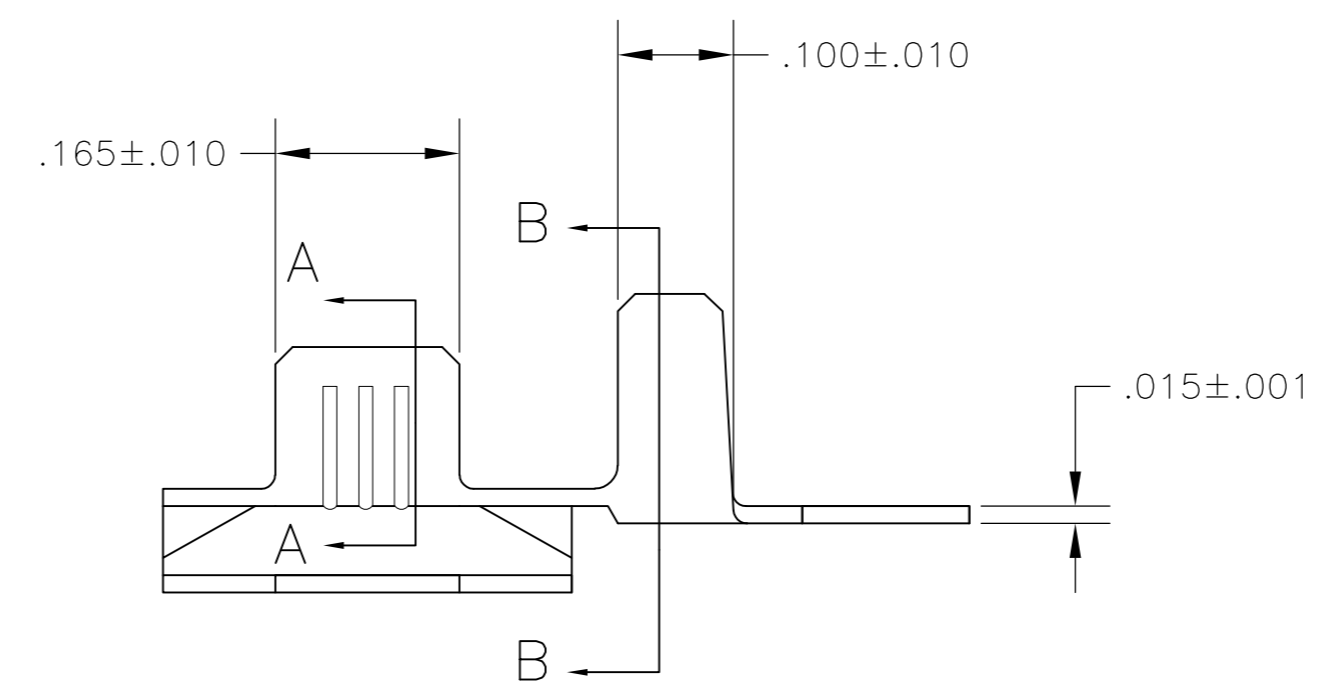
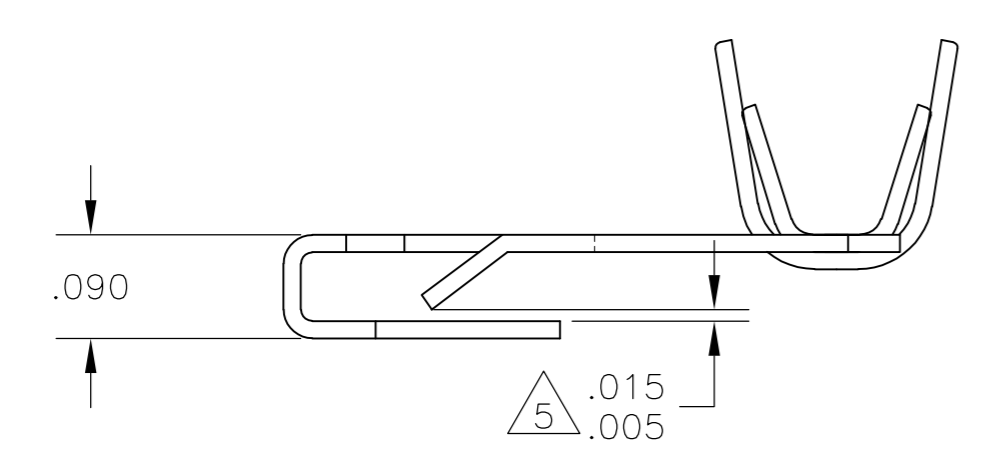
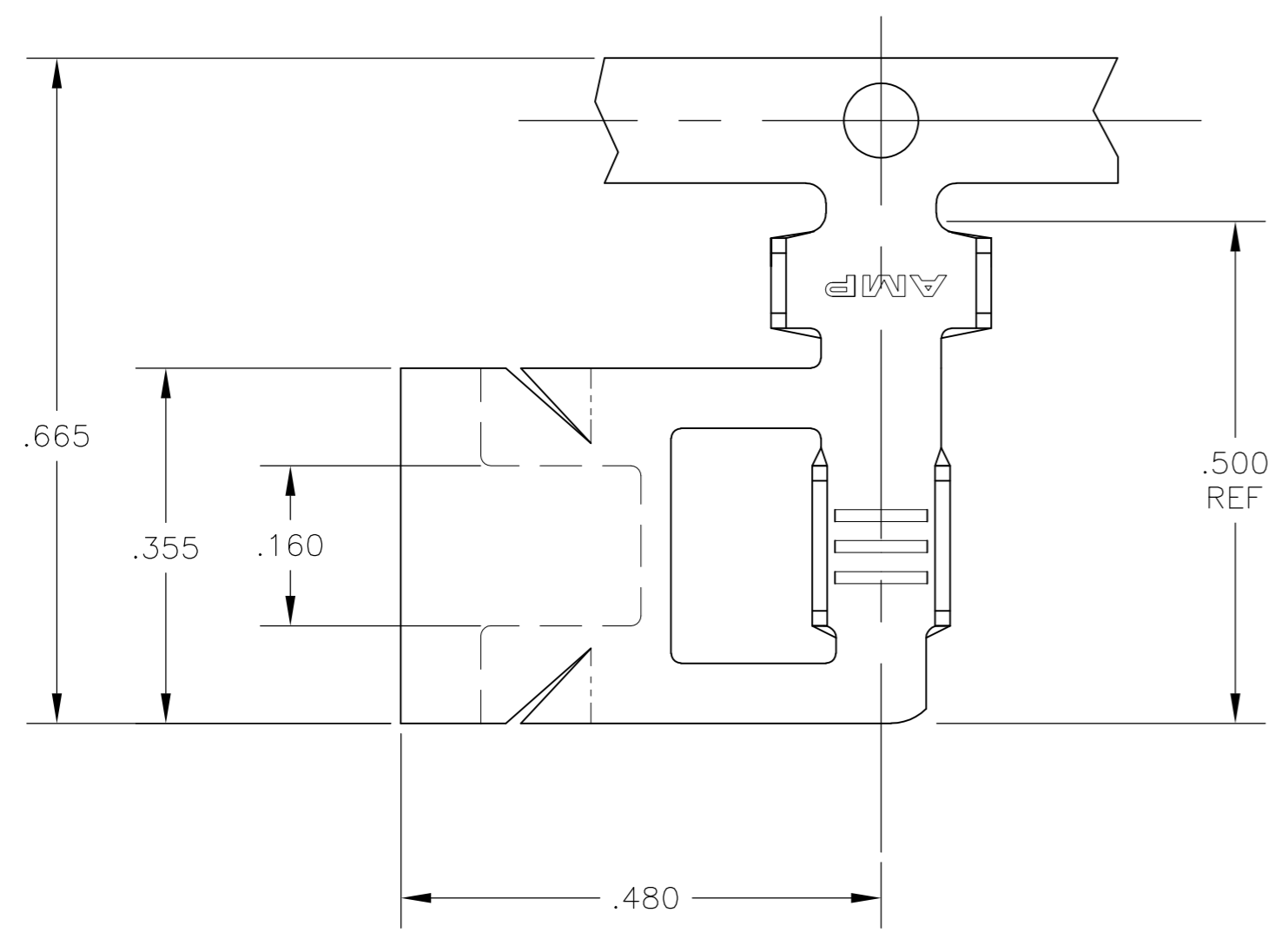


THIS DRAWING IS UNPUBLISHED. RELEASED FOR PUBLICATION
 © COPYRIGHT BY TYCO ELECTRONICS CORPORATION. ALL RIGHTS RESERVED.

LOC	DIST	REVISIONS			
P	LTR	DESCRIPTION	DATE	DWN	APVD
AF	50	C2	REVISED PER ECR-09-008836	22APR09	HMR DD

- 1 CONTINUOUS STRIP ON REELS
- 2 WIRE SIZE IS #18-#14 AWG
- 3 INSULATION RANGE IS .090-.130 DIA
- 4 1/4 HARD UNS S30100 STAINLESS STEEL
- 5 MATES WITH .020 - .041 THICK PANEL.



1742449-1
PART NO

THIS DRAWING IS A CONTROLLED DOCUMENT.		DWN jr ruth 17JUL06	Tyco Electronics Corporation Harrisburg, PA 17105-3608	
DIMENSIONS: INCHES		CHK ED HOWARD 17JUL06	NAME	
TOLERANCES UNLESS OTHERWISE SPECIFIED:		APVD ED HOWARD 17JUL06	PRODUCT SPEC	
0 PLC ± -		APPLICATION SPEC		
1 PLC ± -		SIZE		
2 PLC ± -		CAGE CODE		
3 PLC ± .010		DRAWING NO		
4 PLC ± -		RESTRICTED TO		
ANGLES ± 5°		A2 00779 C=1742449		
MATERIAL		WEIGHT		
FINISH		SCALE		
4		6:1		
CUSTOMER DRAWING		SHEET 1 of 1		
		REV C2		

1742449

A