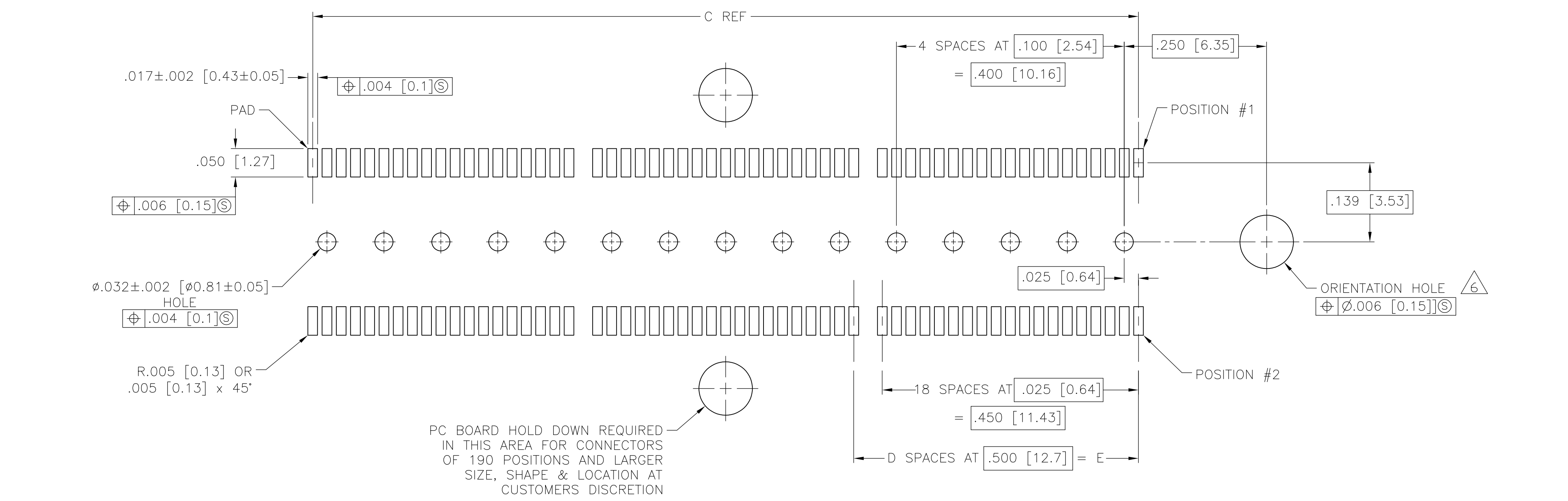
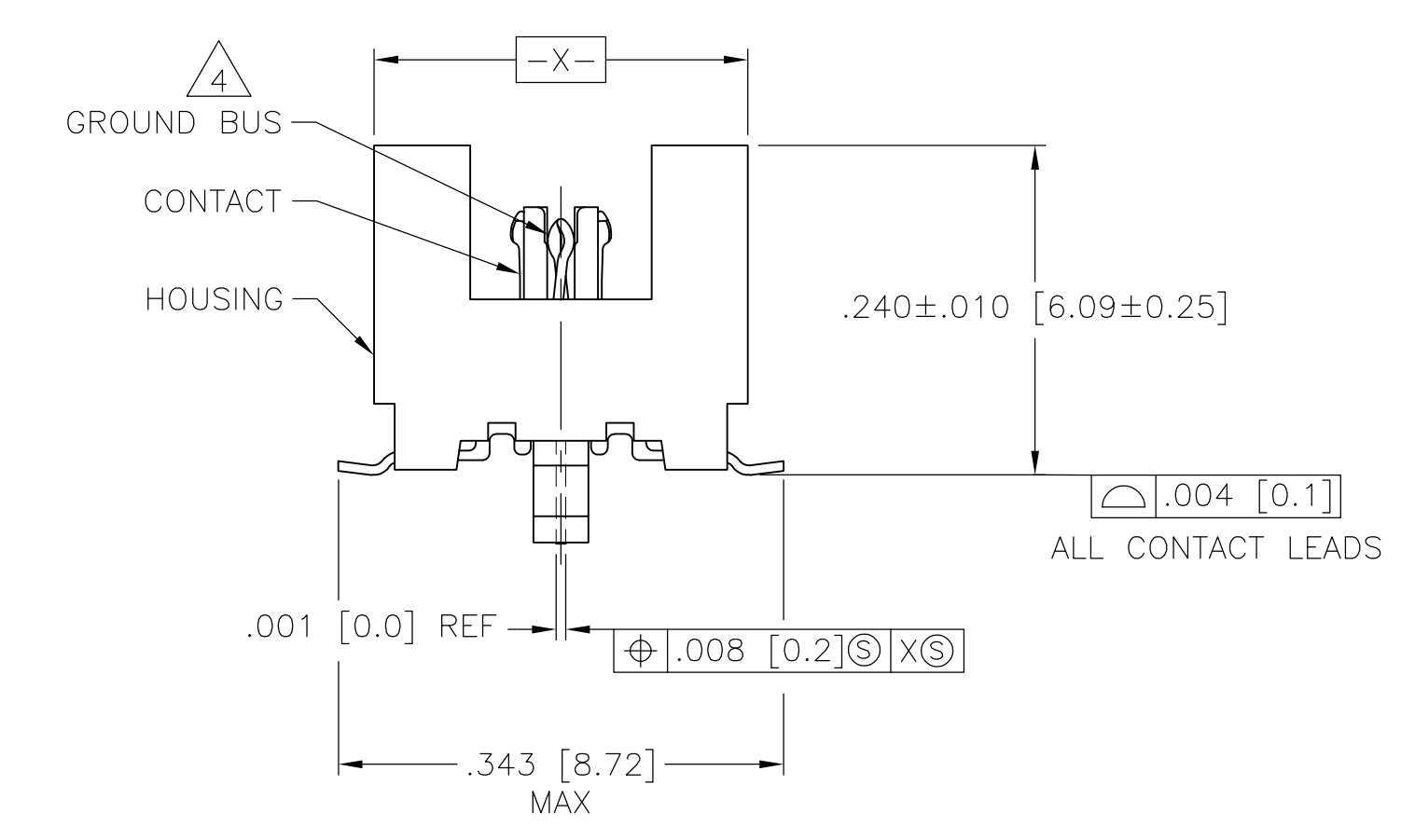
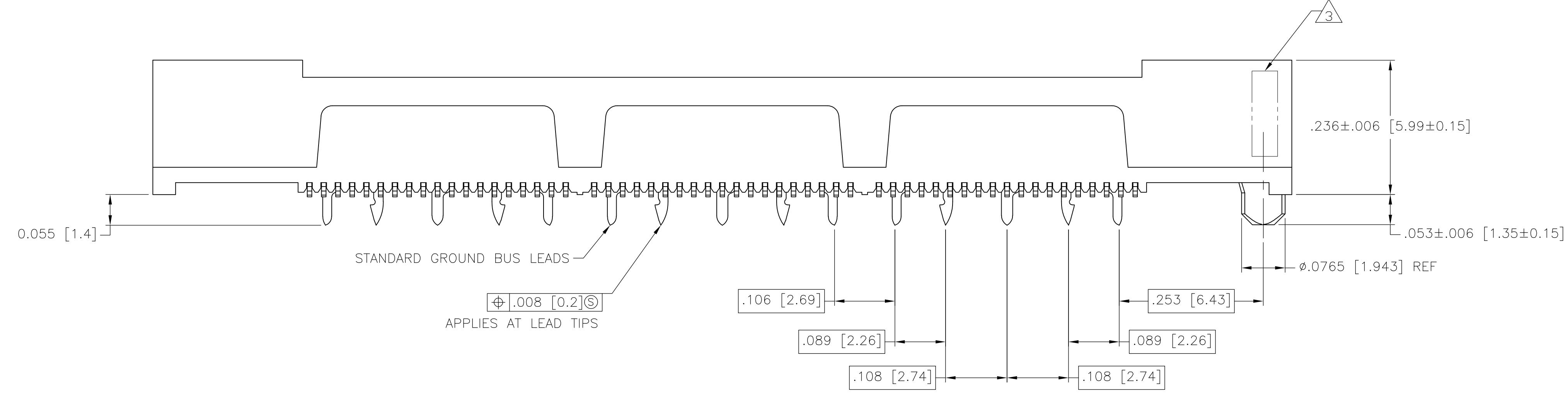


- 1 HOUSING: LIQUID CRYSTAL POLYMER, BLACK.
CONTACTS: HIGH RELIABILITY COPPER ALLOY.
GROUND BUSES: PHOSPHOR BRONZE ALLOY, UNS C51100.
- 2 CONTACTS & GROUND BUSES: NICKEL UNDERPLATE ALL OVER,
MATING SURFACE PLATED TO MEET LEVEL 2 PERFORMANCE
REQUIREMENTS OF TE PRODUCT SPECIFICATION 108-1422,
SOLDER TAILS PLATED MATTE TIN.
- 3 DATE CODE MARKED IN AREA INDICATED ON SIDE OPPOSITE
POSITION #1.
- 4 ONE GROUND BUS WITH 5 TAILS PER EACH MODULE.
- 5 TOLERANCE NON-ACCUMULATIVE.
- 6 FOR STANDARD APPLICATIONS, ORIENTATION HOLE TO BE
 $\phi .094 \pm .002 [2.39 \pm 0.05]$.
FOR SLIP-FIT APPLICATIONS, ORIENTATION HOLE TO BE
 $\phi .079 \pm .001 [2.00 \pm 0.03]$.



	3.000 [76.2]	6	3.450 [87.63]	3.900 [99.06]	4.000 [101.6]	266	5767181-7
OBsolete	2.500 [63.5]	5	2.950 [74.93]	3.400 [86.36]	3.500 [88.9]	228	5767181-6
	2.000 [50.8]	4	2.450 [62.23]	2.900 [73.66]	3.000 [76.2]	190	5767181-5
	1.500 [38.1]	3	1.950 [49.53]	2.400 [60.96]	2.500 [63.5]	152	5767181-4
	1.000 [25.4]	2	1.450 [36.83]	1.900 [48.26]	2.000 [50.8]	114	5767181-3
	.500 [12.7]	1	.950 [24.13]	1.400 [35.56]	1.500 [38.1]	76	5767181-2
	.000 [0]	0	.450 [11.43]	.900 [22.86]	1.00 [25.4]	38	5767181-1
	E	D	C	B	A	NO OF POSN	PART NUMBER

RECOMMENDED PC BOARD LAYOUT
 (VIEWED FROM CONNECTOR SIDE)

THIS DRAWING IS A CONTROLLED DOCUMENT.

DIMENSIONS:	0 PLC ± -	1 PLC ± -	2 PLC ± -	3 PLC ± .005 [0.13]	4 PLC ± -	ANGLES ± -
TOLERANCES UNLESS OTHERWISE SPECIFIED:	TOLERANCES UNLESS OTHERWISE SPECIFIED:					
MATERIAL	FINISH					

DWN: A. FERNANDEZ 27 OCT 04
 CHK: D. DIXON 27 OCT 04
 APVD: D. DIXON 27 OCT 04
 PRODUCT SPEC: 108-1422
 APPLICATION SPEC: 114-11004
 WEIGHT: -
 SCALE: 10:1
 SHEET: 1 OF 1
 REV: A1
 CUSTOMER DRAWING

Tyco Electronics Corporation
 Harrisburg, PA 17105-3608
 RECEPTACLE ASSEMBLY,
 VERTICAL, .025 [0.64] CL,
 GULL WING LEADS, MICTOR