

## Transformer terminal block - TRKS 4-FS GNYE - 2702267

Please be informed that the data shown in this PDF Document is generated from our Online Catalog. Please find the complete data in the user's documentation. Our General Terms of Use for Downloads are valid (<http://phoenixcontact.com/download>)



Transformer terminal block, Connection method: Screw/Slip-on connection, Length: 35 mm, Width: 7.5 mm, Height: 27.5 mm, Color: green-yellow

The illustration shows versions TRKS 4-FS and TRKSD 4-FS in orange



### Key commercial data

Packing unit	1 pc
GTIN	4 017918 060664
Weight per Piece (excluding packing)	5.94 GRM
Custom tariff number	85369010
Country of origin	Greece

### Technical data

#### General

Note	For transformers on ships, saltwater-proof DIN rails must be used according to the regulations of Germanic Lloyd. This requirement is fulfilled by all rail designs.
	When selecting the type of connection on safety transformers in acc. with IEC 742/EN 60742/DIN VDE 0551-1, please observe: - When safety transformers are used as self-contained devices, only screw connections are permitted for the external connections. - When installing safety transformers, the specifications of the respective devices must be observed.
Number of connections	2
Color	green-yellow
Insulating material	PA
Inflammability class according to UL 94	V2
Rated surge voltage	8 kV

# Transformer terminal block - TRKS 4-FS GNYE - 2702267

## Technical data

### General

Rated insulation voltage	690 V
Pollution degree	3
Surge voltage category	III
Connection in acc. with standard	IEC / EN
Nominal current $I_N$	25 A
Nominal voltage $U_N$	voltage data only possible in conjunction with transformer
Number of positions	1

### Dimensions

Width	7.5 mm
Length	35 mm
Height	27.5 mm

### Connection data

Conductor cross section solid min.	0.2 mm <sup>2</sup>
Conductor cross section solid max.	6 mm <sup>2</sup>
Conductor cross section stranded min.	0.2 mm <sup>2</sup>
Conductor cross section stranded max.	4 mm <sup>2</sup>
Conductor cross section AWG/kcmil min.	24
Conductor cross section AWG/kcmil max.	10
Conductor cross section stranded, with ferrule without plastic sleeve min.	0.25 mm <sup>2</sup>
Conductor cross section stranded, with ferrule without plastic sleeve max.	4 mm <sup>2</sup>
Conductor cross section stranded, with ferrule with plastic sleeve min.	0.25 mm <sup>2</sup>
Conductor cross section stranded, with ferrule with plastic sleeve max.	2.5 mm <sup>2</sup>
2 conductors with same cross section, solid min.	0.2 mm <sup>2</sup>
2 conductors with same cross section, solid max.	1.5 mm <sup>2</sup>
2 conductors with same cross section, stranded min.	0.2 mm <sup>2</sup>
2 conductors with same cross section, stranded max.	1.5 mm <sup>2</sup>
2 conductors with same cross section, stranded, ferrules without plastic sleeve, min.	0.25 mm <sup>2</sup>
2 conductors with same cross section, stranded, ferrules without plastic sleeve, max.	1.5 mm <sup>2</sup>
2 conductors with same cross section, stranded, TWIN ferrules with plastic sleeve, min.	0.5 mm <sup>2</sup>
2 conductors with same cross section, stranded, TWIN ferrules with plastic sleeve, max.	2.5 mm <sup>2</sup>
Connection method	Screw/Slip-on connection
Stripping length	8 mm
Internal cylindrical gage	A4
Screw thread	M3

# Transformer terminal block - TRKS 4-FS GNYE - 2702267

## Technical data

### Connection data

Tightening torque, min	0.6 Nm
Tightening torque max	0.8 Nm
Slip-on connection	6.3/2.8 x 0.8 mm

## Classifications

### eCl@ss

eCl@ss 4.0	27141110
eCl@ss 4.1	27141110
eCl@ss 5.0	27141110
eCl@ss 5.1	27141110
eCl@ss 6.0	27141110
eCl@ss 7.0	27141110
eCl@ss 8.0	27141190

### ETIM

ETIM 2.0	EC001283
ETIM 3.0	EC001283
ETIM 4.0	EC000398
ETIM 5.0	EC000398

### UNSPSC

UNSPSC 6.01	30211811
UNSPSC 7.0901	39121410
UNSPSC 11	39121410
UNSPSC 12.01	39121410
UNSPSC 13.2	39121410

## Approvals

### Approvals

---

#### Approvals

CSA / CSA / UL Recognized / VDE Zeichengenehmigung / cUL Recognized / GOST / GOST / cULus Recognized

---

#### Ex Approvals


---


# Transformer terminal block - TRKS 4-FS GNYE - 2702267


## Approvals


Approvals submitted

### Approval details

CSA 			
		B	C
mm <sup>2</sup> /AWG/kcmil	28-10	24-10	24-10
Nominal current I <sub>N</sub>	30 A	27 A	27 A
Nominal voltage U <sub>N</sub>	600 V	600 V	600 V

CSA 			
		B	C
mm <sup>2</sup> /AWG/kcmil	28-10	24-10	24-10
Nominal current I <sub>N</sub>	30 A	27 A	27 A
Nominal voltage U <sub>N</sub>	600 V	600 V	600 V

UL Recognized 		
	B	C
mm <sup>2</sup> /AWG/kcmil	30-10	30-10
Nominal current I <sub>N</sub>	30 A	30 A
Nominal voltage U <sub>N</sub>	600 V	600 V

VDE Zeichengenehmigung 	
mm <sup>2</sup> /AWG/kcmil	0.5-4
Nominal current I <sub>N</sub>	32 A
Nominal voltage U <sub>N</sub>	750 V

# Transformer terminal block - TRKS 4-FS GNYE - 2702267

## Approvals

cUL Recognized		
	B	C
mm <sup>2</sup> /AWG/kcmil	30-10	30-10
Nominal current I <sub>N</sub>	30 A	30 A
Nominal voltage U <sub>N</sub>	600 V	600 V

GOST		
------	--	--

GOST		
------	--	--

cULus Recognized		
------------------	--	--

## Drawings

Dimensioned drawing

