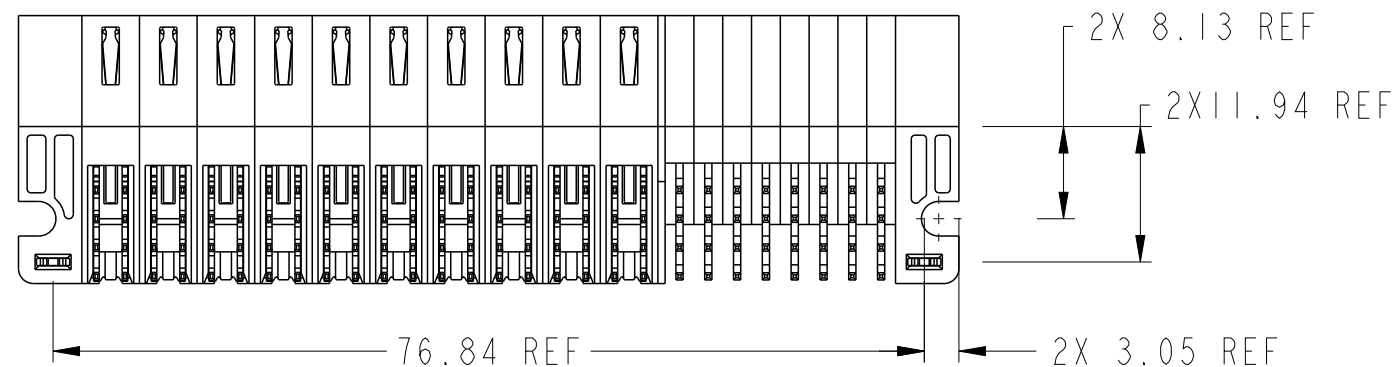
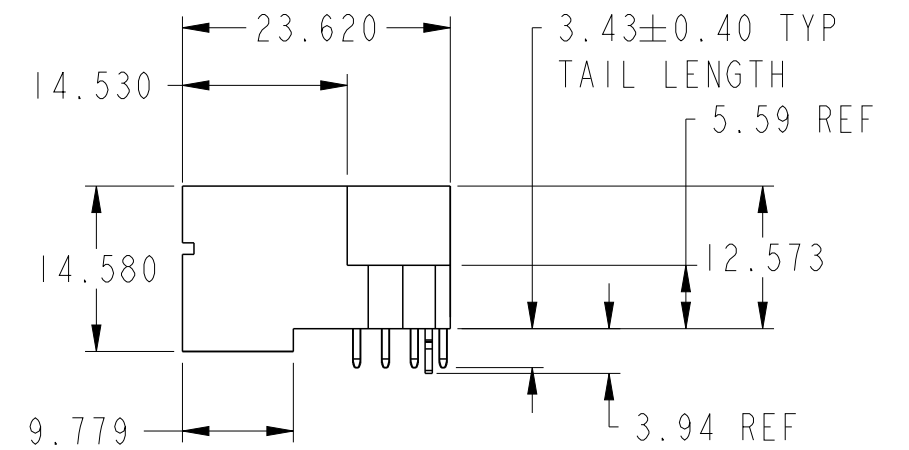
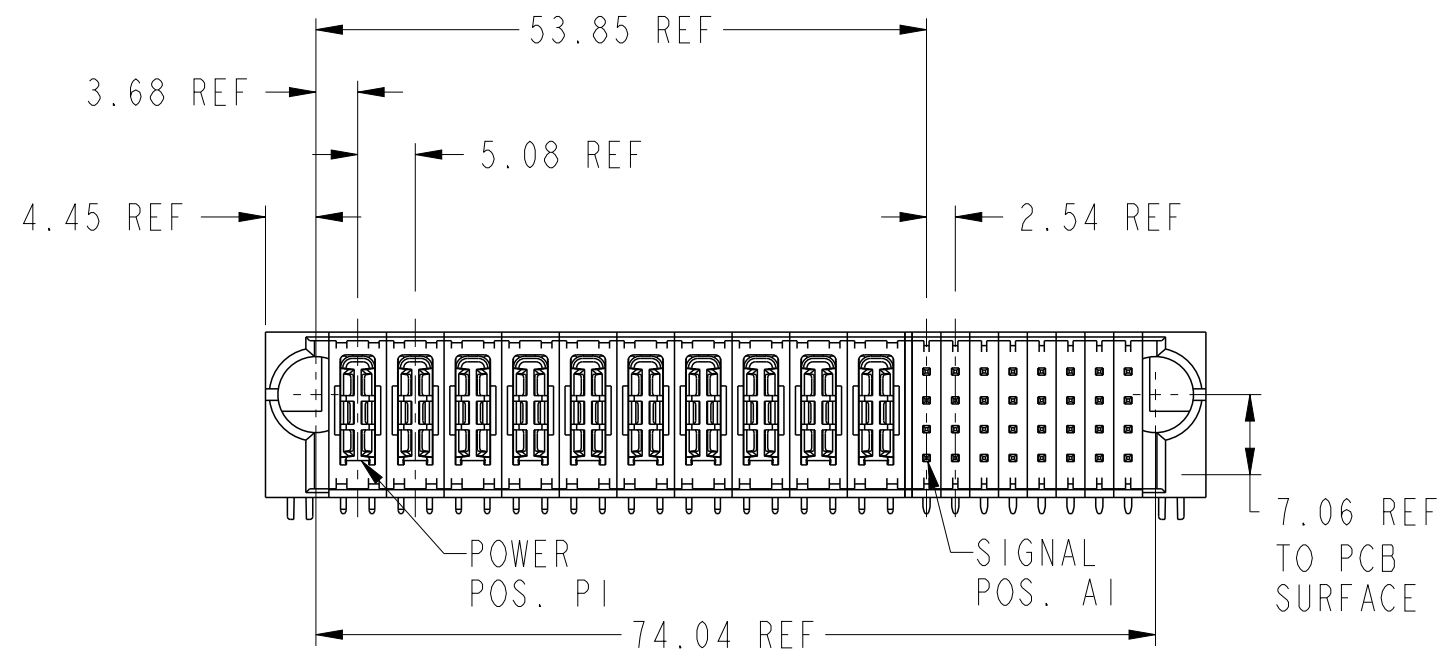
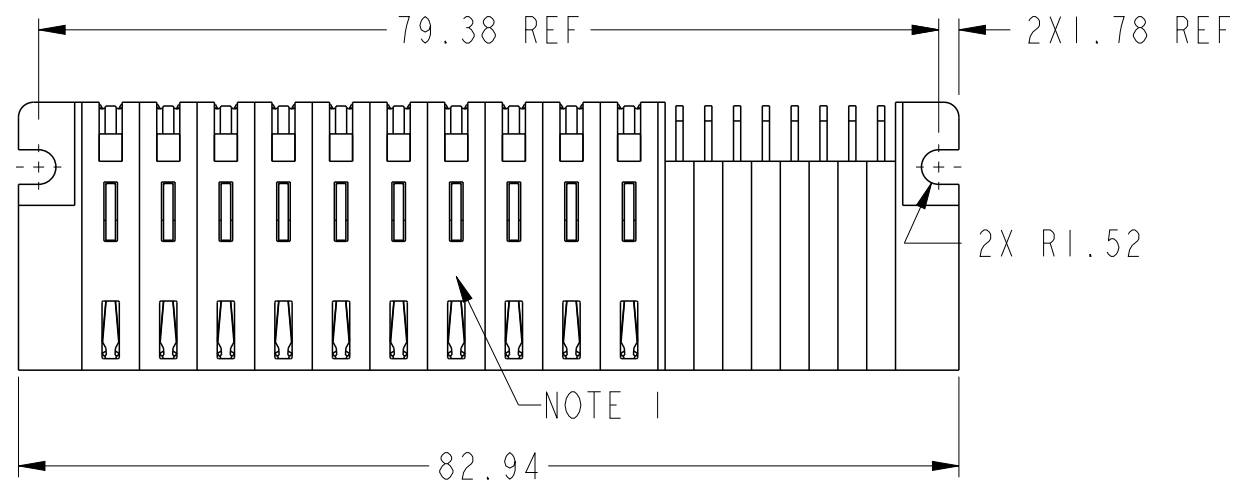
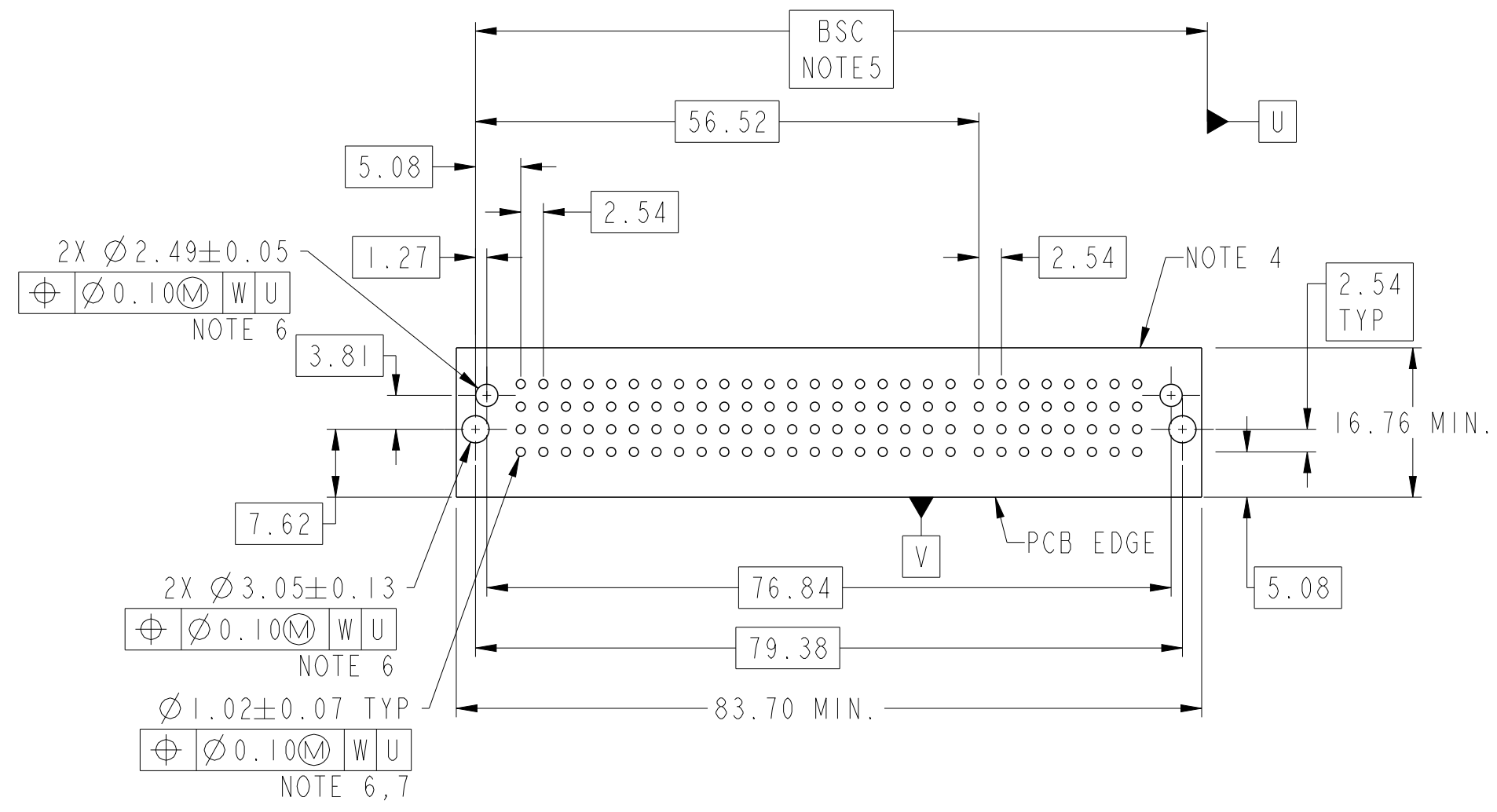


PART NUMBER 10106132-A008001LF



spec ref	*	dr	Peng-Bing Fu	2011/01/20	projection	MM	size	A3	scale	3:2
tolerance std	ISO 406 ISO 1101	eng	Peng-Bing Fu	2012/01/18			ecn no	-	rel level	Released
TOLERANCES UNLESS OTHERWISE SPECIFIED		chr	-	-			product family	PwrBlade+		
surface	ISO 1302	appr	Pei-Ming Zheng	2012/01/18			dwg no	10106132-A008001	rev	A
	linear			www.fci.com	10HDP + 32S RA SOLDER HEADER		Product - Customer Drw		sheet 1 of 3	
	angular	0°	±0.5							
		0.XX	±0.25							
		0.XXX	±0.10							
		0°	±2°							

PRODUCT NO.	ROWS	HIGH POWER										SIGNAL								E2	
		E1	P1	P2	P3	P4	P5	P6	P7	P8	P9	P10	1	2	3	4	5	6	7		8
10106132-A008001LF	DCBA	HA	H1	H1	H1	H1	H1	H1	H1	H1	H1	U	U	U	U	U	U	U	U	U	U
												T	T	T	T	T	T	T	T	T	T
												S	S	S	S	S	F	S	S	S	S
												R	R	R	R	R	R	R	R	R	R



CODE	DESCRIPTION
F	MLBF SIGNAL CONTACT, ROW B
HI	STD HIGH POWER CONTACT
HA	METAL HOLD DOWN
R	STD SIGNAL CONTACT, ROW A
S	STD SIGNAL CONTACT, ROW B
T	STD SIGNAL CONTACT, ROW C
U	STD SIGNAL CONTACT, ROW D

dr	Peng-Bing Fu	2011/01/20	projection	MM	size	A3	scale	3:2
eng	Peng-Bing Fu	2012/01/18			ecn no	-	rel level	Released
chr	-	-						
appr	Pei-Ming Zheng	2012/01/18	product family	PwrBlade+				
			title 10HDP + 32S RA SOLDER HEADER		dwg no 10106132-A008001		rev A	
www.fci.com			cat. no.		Product - Customer Drw			sheet 2 of 3



Copyright FCI.

1

2

3

4

NOTES:

- 1) "FCI", PART NUMBER AND DATE CODE TO BE MARKED ON THIS SURFACE.
THE P/N CAN BE OMITTED IF THERE IS NOT ENOUGH SPACE ON THIS SURFACE.
- 2) MATERIALS:
-HOUSING - GLASS FILLED WITH HIGH TEMP THERMOPLASTIC, UL94V-0.
-SIGNAL CONTACT - COPPER ALLOY.
-POWER CONTACT - HIGH CONDUCTIVITY COPPER ALLOY.
- 3) PLATING SPECIFICATION REFER TO FCI 10116351
- 4) DENOTES CONNECTOR KEEP OUT ZONE.
- 5) DATUM AND BASIC DIMENSIONS WERE ESTABLISHED BY CUSTOMER.
- 6) ALL HOLE DIAMETERS ARE FINISHED HOLE SIZES.
- 7) 1.15 ± 0.025 MM DRILLED HOLE PLATED WITH 0.00762MM MIN Sn
OVER 0.0254-0.0762MM Cu PLATING TO ACHIEVE A 1.02 ± 0.07 MM HOLE.
- 8) PRODUCT SPECIFICATION REFER TO FCI GS-12-658.
APPLICATION SPECIFICATION REFER TO FCI GS-20-141.
PRODUCT PACKAGED IN TRAYS, REFER TO FCI GS-14-1502.

A

A

B

B

C

C

D

D



Copyright FCI.

dr	Peng-Bing Fu	2011/01/20	projection 	MM 	size	A3	scale	3:2		
eng	Peng-Bing Fu	2012/01/18			ecn no	-				
chr	-	-			rel level	Released				
appr	Pei-Ming Zheng	2012/01/18	product family	PwrBlade+						
		title			10HDP + 32S	dwg no		10106132-A008001	rev	A
www.fci.com		cat. no.			Product - Customer Drw			sheet 3 of 3		

1

2

3

4