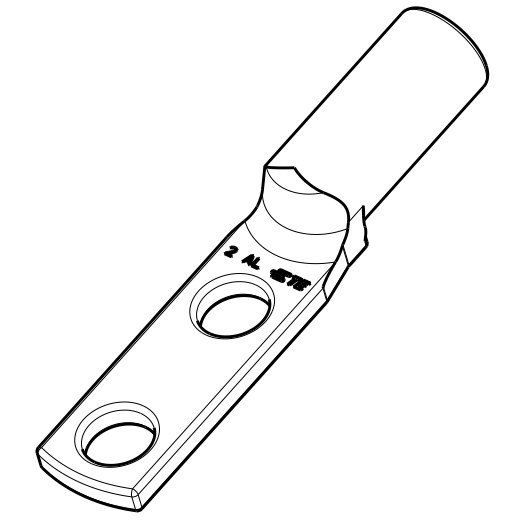


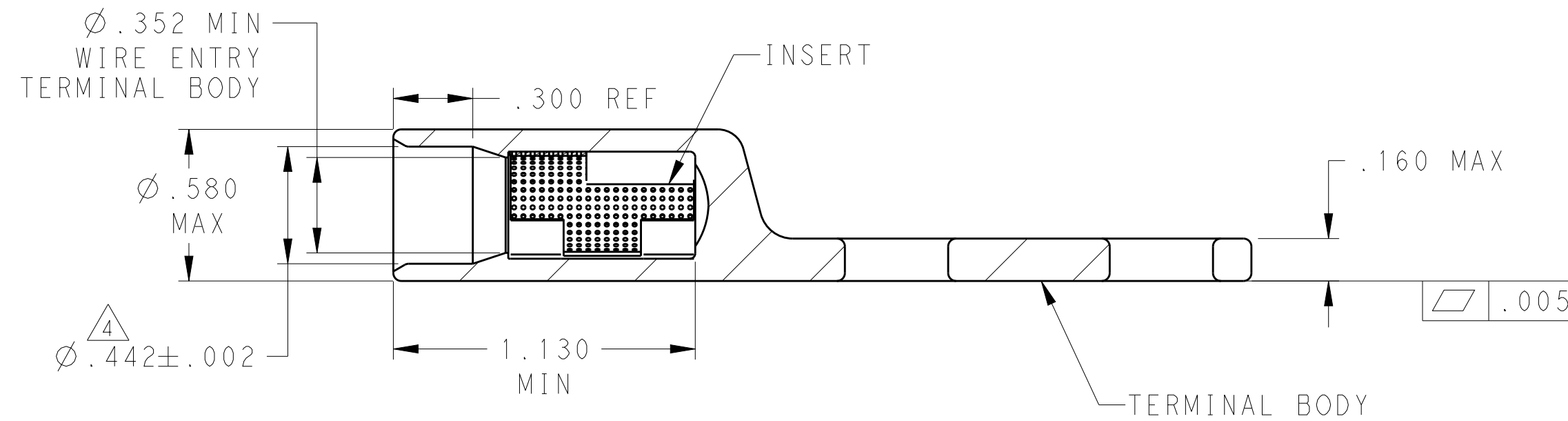
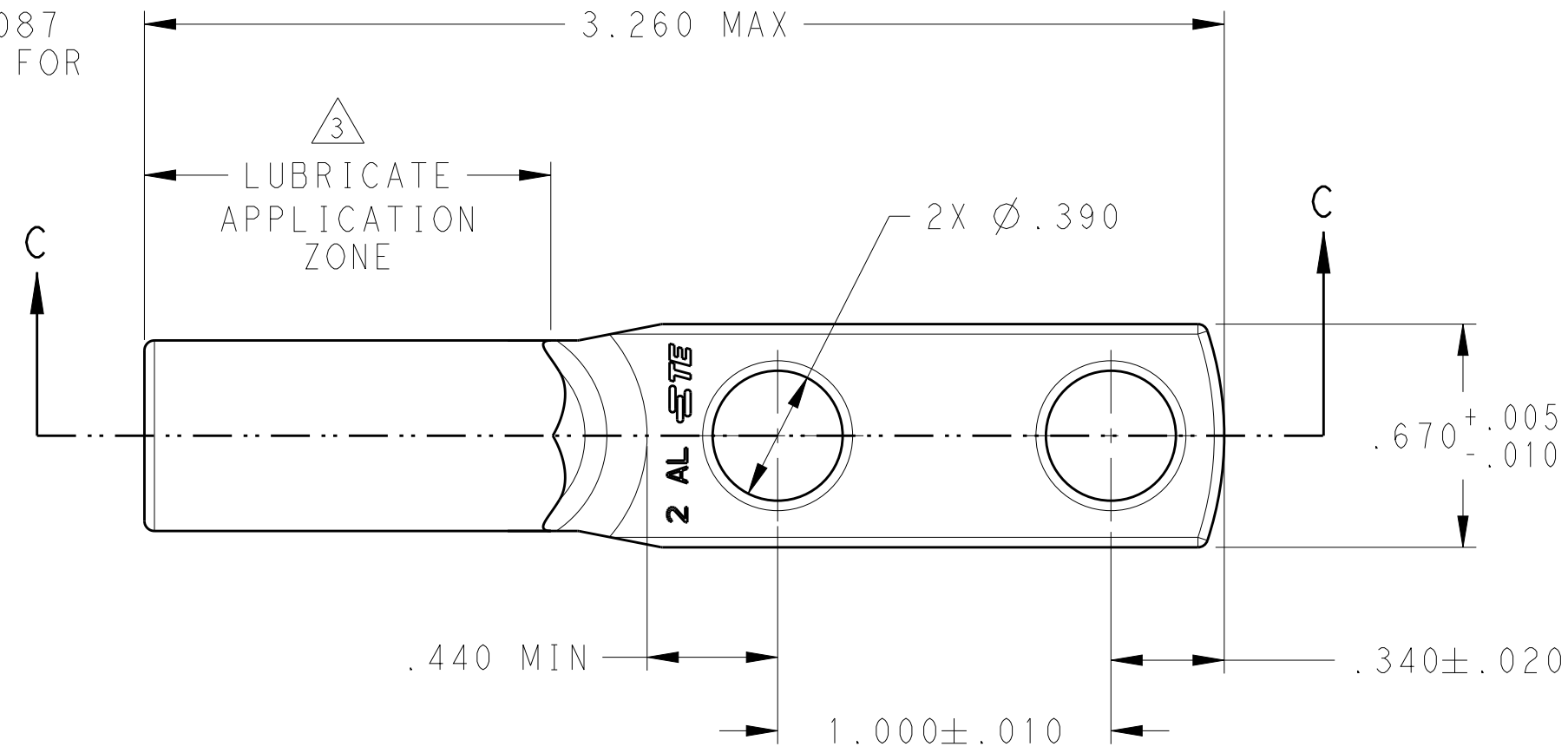
THIS DRAWING IS UNPUBLISHED. RELEASED FOR PUBLICATION
 © COPYRIGHT - BY - ALL RIGHTS RESERVED.

LOC		DIST		REVISIONS			
P	LTR	DESCRIPTION	DATE	DWN	APVD		
	D	REV PER ECO 19-019307	3-6-20	CT	PD		

- MATERIAL:
 BODY: ALUMINUM PER ASTM B317
 INSERT: BRASS PER ASTM B36
- FINISH:
 BODY: .000600 MIN MATTE TIN PER ASTM B545
 OVER .000060 MIN NICKEL PER ASTM B733.
 INSERT: .000150 MIN MATTE NICKEL PER QQ-N-290
- PTFE DRY LUBRICANT 360 DEGREE ON OUTER DIAMETER OF CRIMP BARREL IN ZONE SHOWN.
- WIRE INSULATION RANGE: .340-.417.
- SEE TE CONNECTIVITY APPLICATION SPEC. 114-32098 FOR APPLICATION REQUIREMENTS.
- SEE TE CONNECTIVITY INSTRUCTION SHEET 408-32087 FOR TOOLING AND CRIMP INSTRUCTIONS, FIGURE 3 FOR WIRE STRIPPING DETAIL.



SCALE 1:1



SECTION C-C

2102579-1

PART NO.

THIS DRAWING IS A CONTROLLED DOCUMENT.		DWN Brent D. Yohn 07APR2014	TE Connectivity	
DIMENSIONS: INCHES		CHK K. A. DeBock 07APR2014		
TOLERANCES UNLESS OTHERWISE SPECIFIED:		APVD K. A. DeBock 07APR2014	NAME TERMINAL ASSEMBLY, STRAIGHT, ALUMINUM DUAL HOLE, SIZE 2 AWG	
0 PLC ± 1 PLC ± 2 PLC ±.01 3 PLC ±.005 4 PLC ± ANGLES ± FINISH ±		PRODUCT SPEC -	SIZE A200779	CAGE CODE C-2102579
MATERIAL SEE NOTES		APPLICATION SPEC -	DRAWING NO C-2102579	RESTRICTED TO -
SEE NOTES		WEIGHT -	SCALE 2:1	SHEET 1 OF 1
		Customer Drawing	REV D	