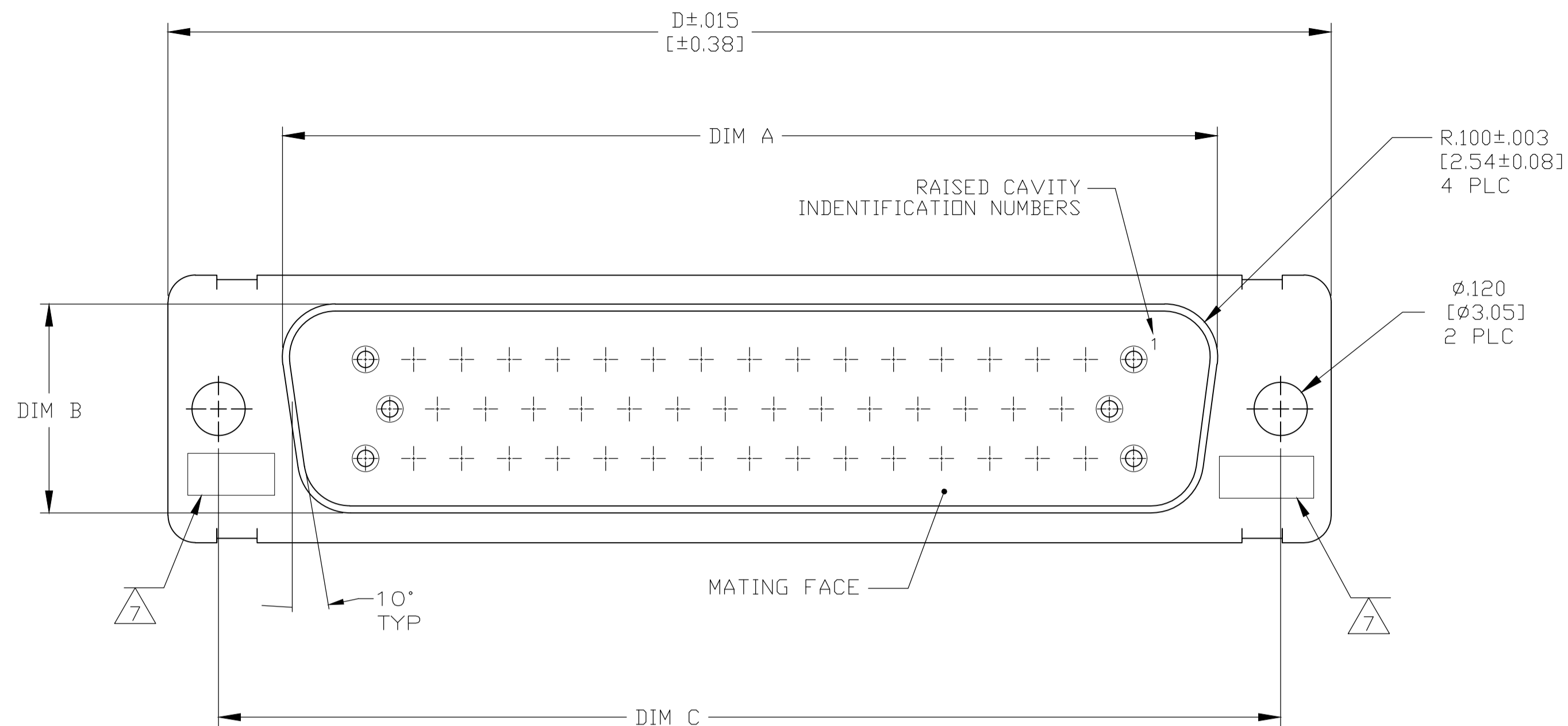
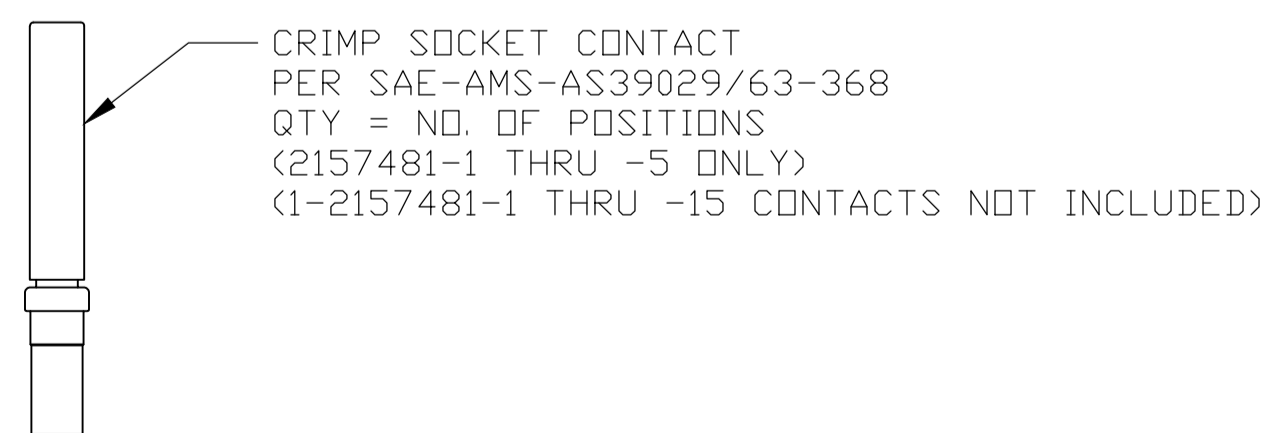
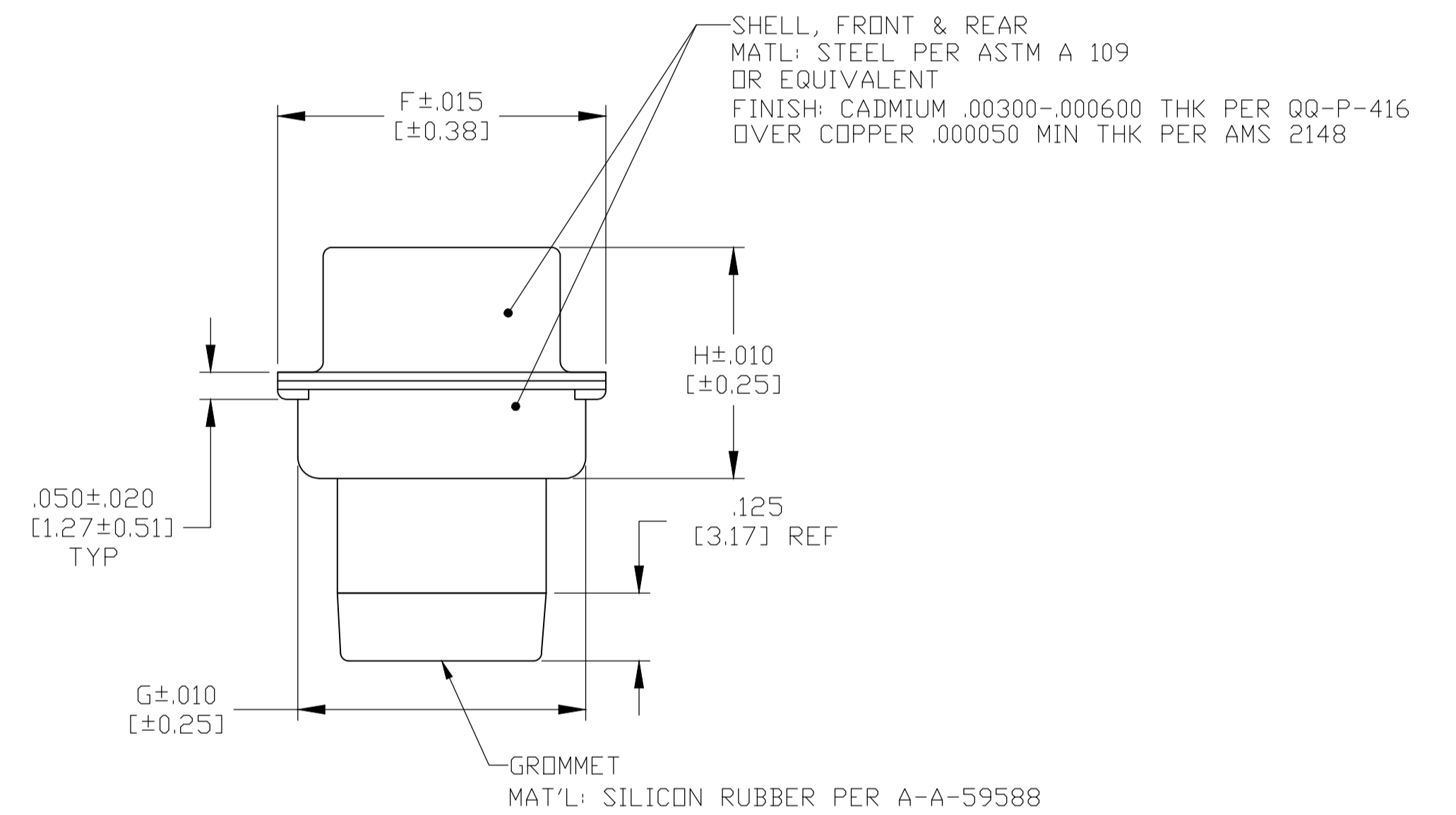
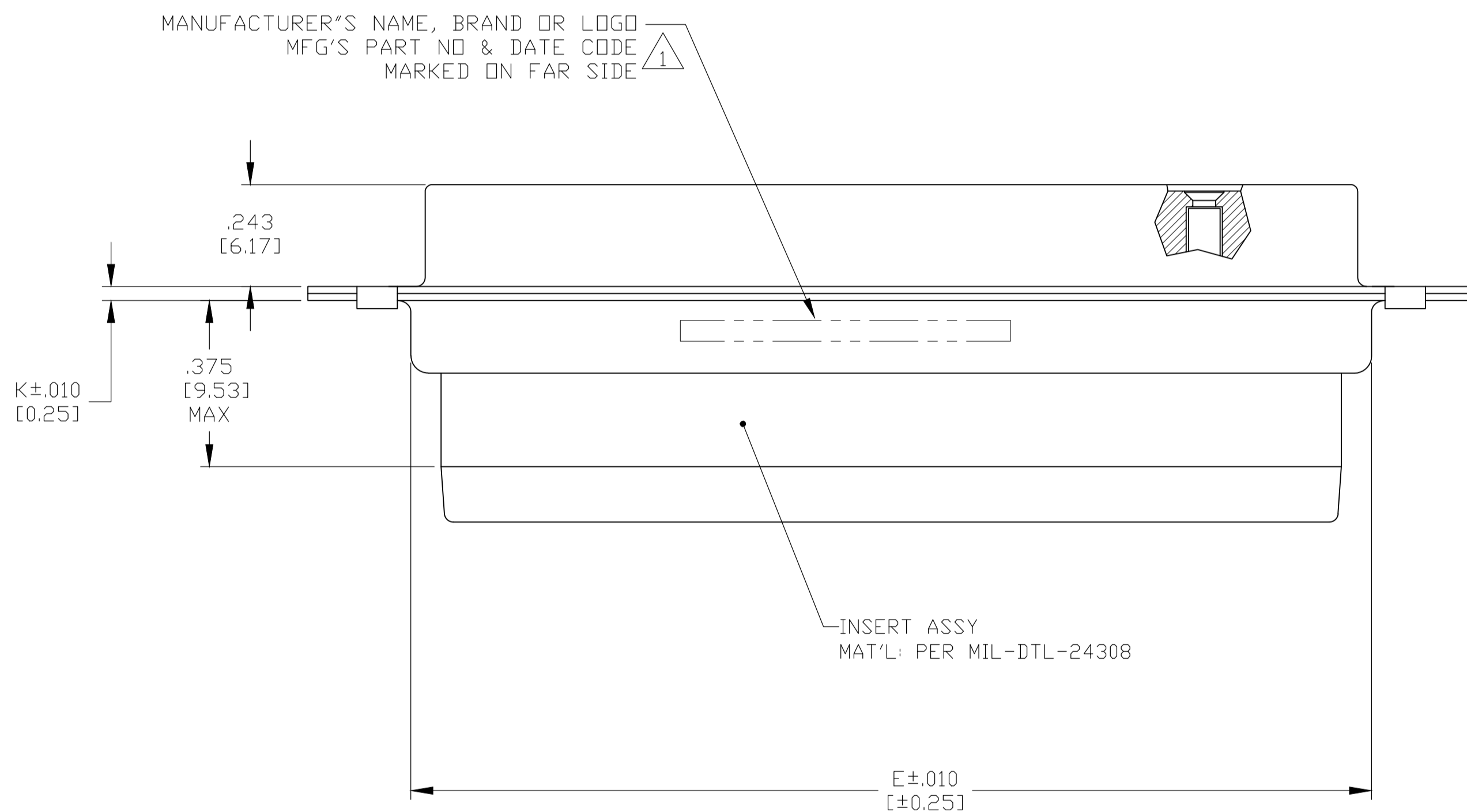


REVISIONS					
P	LTR	DESCRIPTION	DATE	DMN	APVD
E		REVISED PER ECO 20-004024	5-28-20	CT	DM



1. MARKED WITH .047 [1.19] HIGH CHARACTERS. FAR SIDE REFERS TO WIDE SIDE OF KEYSTONE, NEAR SIDE REFERS TO NARROW SIDE OF KEYSTONE.
2. THIS ASSEMBLY IS DESIGNED TO CONFORM TO THE LATEST ISSUE OF MIL-DTL-24308.
3. MAXIMUM WIRE INSULATION USED WITH THIS CONNECTOR IS .072 [1.83] DIAMETER WITH GROMMET
4. METAL RETENTION CLIPS ARE INCLUDED IN INSERTS.
5. THIS PLUG WILL MATE WITH ANY RECEPTACLE CONNECTOR WITH THE SAME INSERT ARRANGEMENT.
6. CONTACTS ARE PACKAGED SEPARATELY AND SHIPPED WITH CONNECTOR. (2157481-1 THRU -5 ONLY)
7. UL/CSA DESIGNATION STAMPED IN THIS AREA.
8. EPOXY IS APPLIED BETWEEN FRONT & REAR SHELLS AND INSERT.
9. FOR CONTACT CRIMPING AND CONTACT INSTALLATION AND REMOVAL REFER TO TE I.S. 408-7516.



.039	.429	.534	.605	2.178	2.635	2.406	.423	2.064	50	1-2157481-5
[0.99]	[10.90]	[13.56]	[15.37]	[55.32]	[66.93]	[61.11]	[10.74]	[52.43]		
.039	.429	.422	.494	2.272	2.729	2.500	.311	2.159	37	1-2157481-4
[0.99]	[10.90]	[10.72]	[12.55]	[57.71]	[69.32]	[63.50]	[7.99]	[54.84]		
.039	.429	.422	.494	1.625	2.088	1.852	.311	1.511	25	1-2157481-3
[0.99]	[10.90]	[10.72]	[12.55]	[41.27]	[53.03]	[47.04]	[7.99]	[38.78]		
.030	.429	.422	.494	1.083	1.541	1.312	.311	.971	15	1-2157481-2
[0.76]	[10.90]	[10.72]	[12.55]	[27.51]	[39.14]	[33.32]	[7.99]	[24.66]		
.030	.429	.422	.494	.759	1.213	.984	.311	.643	9	1-2157481-1
[0.76]	[10.90]	[10.72]	[12.55]	[19.28]	[30.81]	[24.99]	[7.99]	[16.33]		
.039	.429	.534	.605	2.178	2.635	2.406	.423	2.064	50	2157481-5
[0.99]	[10.90]	[13.56]	[15.37]	[55.32]	[66.93]	[61.11]	[10.74]	[52.43]		
.039	.429	.422	.494	2.272	2.729	2.500	.311	2.159	37	2157481-4
[0.99]	[10.90]	[10.72]	[12.55]	[57.71]	[69.32]	[63.50]	[7.99]	[54.84]		
.039	.429	.422	.494	1.625	2.088	1.852	.311	1.511	25	2157481-3
[0.99]	[10.90]	[10.72]	[12.55]	[41.27]	[53.03]	[47.04]	[7.99]	[38.78]		
.030	.429	.422	.494	1.083	1.541	1.312	.311	.971	15	2157481-2
[0.76]	[10.90]	[10.72]	[12.55]	[27.51]	[39.14]	[33.32]	[7.99]	[24.66]		
.030	.429	.422	.494	.759	1.213	.984	.311	.643	9	2157481-1
[0.76]	[10.90]	[10.72]	[12.55]	[19.28]	[30.81]	[24.99]	[7.99]	[16.33]		
DIM K	DIM H	DIM G	DIM F	DIM E	DIM D	DIM C	DIM B	DIM A	NO. OF POSITIONS	PART NUMBER

THIS DRAWING IS A CONTROLLED DOCUMENT.

DIMENSIONS: INCHES	TOLERANCES UNLESS OTHERWISE SPECIFIED:	DIN C.C.THOMAS 10-14-14	APVD C.DERRICK 10-14-14	NAME
0 PLC ± -	1 PLC ± -	2 PLC ± -	3 PLC ± .005 [0.13]	4 PLC ANGLES ± ± 1°
MATERIAL	FINISH	WEIGHT 0.000000	SCALE 4:1	SHEET 1 OF 1
CUSTOMER DRAWING		SIZE A1	CAGE CODE 00779	DRAWING NO. 2157481

STE TE Connectivity

RECEPTACLE ASSY, SIZE 1-5, IP67 SERIES 109, AMPLIMITE WITH IF SEAL AND GROMMET