


CABEL CONSTRUCTION

1 Conductor:								
Material	Bare Copper							
Stranding	32x0.10		n° x mm					
Section	24/0.25		AWG/mm²					
Electrical resistant	<80.9(IEC60344) Ohm/Km							
Type of Strand	Cl.6 VDE 0295							
Copper Standart	EN 13602- ETP1, DIN 40500 E-Cu 58							
Conducibility	>100%IACS							
Tensile Strength	>200 (ISO6892/IEC60189-1/EN 50289-3-2) N/mm²							
Elongation	>8 (ISO6892 IEC60189-1/EN 50289-3-2) %							
2 Insulation:								
Conductor nr.	3		4		5		8	
Diameter	1.15 +/-0.10 mm							
Compound	TPE							
Avg. thickness	0.25 (nom.) mm							
Hardness	60 ShD							
Standart	UL 758 - CSA C22.2							
Assembly	Backtorsion: Max lay 16xd, Direction Sx(S)							
Color	see picture (Clockwise end of reel)							
3 Jacket:								
Compound	Special compound (TPU based)							
Avg. thickness	1.00 nom. mm							
Hardness	85 ShA							
Color	see chart 1							
Diameter	4.50 +/- 0.20 mm		4.80 +/- 0.20 mm		5.30 +/- 0.20 mm		6.40 +/- 0.20 mm	
Strandart	UL 758 - CAS C22.2							

<b>ENTER DESCRIPTION</b> EC NO: IPG2015-0539 DRW:FSCHAFHAUSER 2014/09/18 CHKD:REISSNER 2014/09/30 APPR:CBURGER 2014/10/16	<b>QUALITY SYMBOLS</b> ▽=0 ◻=0	<b>GENERAL TOLERANCES (UNLESS SPECIFIED)</b> <table border="1" style="width:100%; border-collapse: collapse;"> <tr> <td></td> <td>mm</td> <td>INCH</td> </tr> <tr> <td>4 PLACES</td> <td>± ---</td> <td>± ---</td> </tr> <tr> <td>3 PLACES</td> <td>± ---</td> <td>± ---</td> </tr> <tr> <td>2 PLACES</td> <td>± ---</td> <td>± ---</td> </tr> <tr> <td>1 PLACE</td> <td>± ---</td> <td>± ---</td> </tr> <tr> <td>0 PLACE</td> <td>± ---</td> <td>± ---</td> </tr> </table>		mm	INCH	4 PLACES	± ---	± ---	3 PLACES	± ---	± ---	2 PLACES	± ---	± ---	1 PLACE	± ---	± ---	0 PLACE	± ---	± ---	<b>DIMENSION STYLE</b> <b>MM ONLY</b> DRAWN BY: FSCHAFHAUSER 2014/09/18 CHECKED BY: REISSNER 2014/09/30 APPROVED BY: CBURGER 2014/10/16	SCALE:      DESIGN UNITS: METRIC THIRD ANGLE PROJECTION	<b>TITLE</b> CABLE TPU 0.25 UNSH DCS WELD SLAG RESISTANCE 
		mm	INCH																				
	4 PLACES	± ---	± ---																				
	3 PLACES	± ---	± ---																				
	2 PLACES	± ---	± ---																				
1 PLACE	± ---	± ---																					
0 PLACE	± ---	± ---																					
		ANGULAR ±---° DRAFT WHERE APPLICABLE MUST REMAIN WITHIN DIMENSIONS	MATERIAL NO.: <b>SEE SHEET 2</b>	DOCUMENT NO.: SD-120209-006	SHEET NO.: 1 OF 2																		
			SIZE: A3 THIS DRAWING CONTAINS INFORMATION THAT IS PROPRIETARY TO MOLEX INCORPORATED AND SHOULD NOT BE USED WITHOUT WRITTEN PERMISSION																				

MECHANICAL AND ELECTRICAL CHARACTERISTICS



Temperature range (static)	max. -40/+90 °C (ISO 6722)
Temperature range (dynamic)	-25/+80 °C "free motion" without periodic recurrence and forced guidance
Temperature range (in drag chain)	-5/+60 °C
Voltage rating	600V
Bending radius (static)	up to 5x O.D.
Bending radius (drag chain)	up to 7,5x O.D.
Max installation pulling force	3pol = 10N / 4pol = 150N / 5pol = 180N / 8pol = 220N
Capacitance (typ)	95 pF/m (IEC 60189-1-8.4)
Voltage test (core/core)	2000Vx1Va.c. (IEC60885-1)
voltage test (core/screen if present)	1000Vx1Va.c. (IEC60885-1)
Insulation resistance (20°C)	>100 MOhmXkm (IEC60189-1 & IEC60885-1 or EN50289-1-4)
Volume resistivity (20°C)	>10 <sup>12</sup> OhmXcm (ASTM D257)
Flame resistant	IEC60332-1, UL Vertical flame test, CSA FT-1
Oil resistant	ISO6722, UL758/2556 (immersion at 100°C in oil IRM902 ex ASTM2)
Free of FCKW, Silicone and Pb	yes
UV resistant	yes (UL1581/2556-300h)
Tear resistant	yes (EN50396)
Hydrolysis resistant	yes (EN50396)
Weld Slag resistance	yes, S-300 MOLEX test
Suitable for Drag Chain application (25°C)	up to 5 Mio (subject to correct installation), Axial D. C., 200m/min, 5m/s²
Suitable for Torsion application (25°C)	max +180°/m, optional-recommended +30°/m
Omologation	UL Style 21215 + CSA; rating 80°C 600V

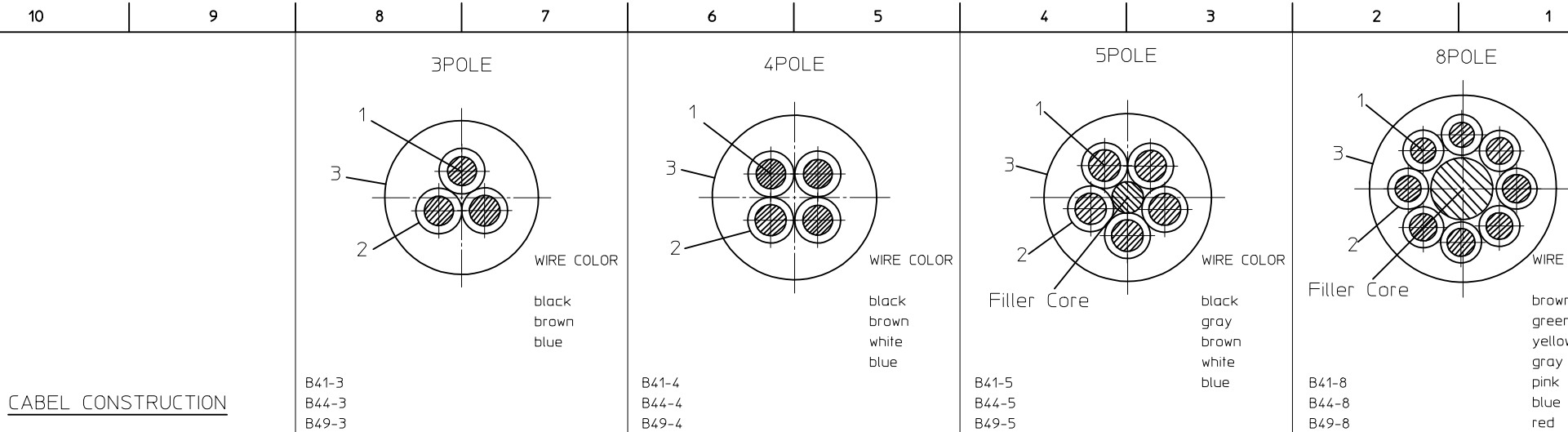
Coil of 200m / 100m

WIRE	CABLE COLOR	PN	ENGINEERING NO.	DESCRIPTION
3POLE	black	1121800067	B41-3-200	COIL 200M CABLE 3X0.25 TPU BK DCS
4POLE	black	1121800068	B41-4-200	COIL 200M CABLE 4X0.25 TPU BK DCS
5POLE	black	1121800069	B41-5-200	COIL 200M CABLE 5X0.25 TPU BK DCS
8POLE	black	1121800006	B41-8-100	COIL 100M CABLE 8X0.25 TPU BK DCS
3POLE	orange	1121800070	B49-3-200	COIL 200M CABLE 3X0.25 TPU OR DCS
4POLE	orange	1121800071	B49-4-200	COIL 200M CABLE 4X0.25 TPU OR DCS
5POLE	orange	1121800072	B49-5-200	COIL 200M CABLE 5X0.25 TPU OR DCS
8POLE	orange	1121800010	B49-8-100	COIL 100M CABLE 8X0.25 TPU OR DCS
3POLE	gray	1121800073	B44-3-200	COIL 200M CABLE 3X0.25 TPU GY DCS
4POLE	gray	1121800074	B44-4-200	COIL 200M CABLE 4X0.25 TPU GY DCS
5POLE	gray	1121800075	B44-5-200	COIL 200M CABLE 5X0.25 TPU GY DCS
8POLE	gray	1121800014	B44-8-100	COIL 100M CABLE 8X0.25 TPU GY DCS

RAW CABLE

WIRE	CABLE COLOR	PN	ENGINEERING NO.	DESCRIPTION
3POLE	black	1202098357	B41-3	Cable 3x0.25 TPU BK D4,50 TPE UNSH DCS weld slag resistance
4POLE	black	1202098358	B41-4	Cable 4x0.25 TPU BK D4,80 TPE UNSH DCS weld slag resistance
5POLE	black	1202098359	B41-5	Cable 5x0.25 TPU BK D5,30 TPE UNSH DCS weld slag resistance
8POLE	black	1202091039	B41-8	Cable 8x0.25 TPU BK D6,40 TPE UNSH DCS weld slag resistance
3POLE	orange	1202098389	B49-3	Cable 3x0.25 TPU OR D4,50 TPE UNSH DCS weld slag resistance
4POLE	orange	1202098390	B49-4	Cable 4x0.25 TPU OR D4,80 TPE UNSH DCS weld slag resistance
5POLE	orange	1202098391	B49-5	Cable 5x0.25 TPU OR D5,30 TPE UNSH DCS weld slag resistance
8POLE	orange	1202091043	B49-8	Cable 8x0.25 TPU OR D6,40 TPE UNSH DCS weld slag resistance
3POLE	gray	1202098392	B44-3	Cable 3x0.25 TPU GY D4,50 TPE UNSH DCS weld slag resistance
4POLE	gray	1202098393	B44-4	Cable 4x0.25 TPU GY D4,80 TPE UNSH DCS weld slag resistance
5POLE	gray	1202098394	B44-5	Cable 5x0.25 TPU GY D5,30 TPE UNSH DCS weld slag resistance
8POLE	gray	1202091047	B44-8	Cable 8x0.25 TPU GY D6,40 TPE UNSH DCS weld slag resistance

ENTER DESCRIPTION EC NO: IPG2015-0539 DRW:NFSCHAFHAUSER 2014/09/18 CHKD:REISSNER 2014/09/30 APPR:CBURGER 2014/10/16	QUALITY SYMBOLS ▽=0 ◻=0	GENERAL TOLERANCES (UNLESS SPECIFIED)		DIMENSION STYLE MM ONLY		SCALE 1:20	DESIGN UNITS METRIC	THIRD ANGLE PROJECTION	
			mm	INCH	DRAWN BY FSCHAFHAUSER	DATE 2014/09/18	CABLE TPU 0.25 UNSH DCS WELD SLAG RESISTANCE <b>molex</b> SD-120209-006 SHEET NO. 2 OF 2		
		4 PLACES	± ---	± ---	CHECKED BY REISSNER	DATE 2014/09/30			
		3 PLACES	± ---	± ---	APPROVED BY CBURGER	DATE 2014/10/16			
2 PLACES	± ---	± ---	MATERIAL NO.	DOCUMENT NO.					
1 PLACE	± ---	± ---	DRAFT WHERE APPLICABLE MUST REMAIN WITHIN DIMENSIONS		SIZE A3	THIS DRAWING CONTAINS INFORMATION THAT IS PROPRIETARY TO MOLEX INCORPORATED AND SHOULD NOT BE USED WITHOUT WRITTEN PERMISSION			
0 PLACE	± ---	± ---							




CABEL CONSTRUCTION

1 Conductor:								
Material	Bare Copper							
Stranding	32x0.10		n° x mm					
Section	24/0.25		AWG/mm <sup>2</sup>					
Electrical resistant	<80.9(IEC60344) Ohm/Km							
Type of Strand	Cl.6 VDE 0295							
Copper Standart	EN 13602- ETP1, DIN 40500 E-Cu 58							
Conducibility	>100%IACS							
Tensile Strength	>200 (ISO6892/IEC60189-1/EN 50289-3-2) N/mm <sup>2</sup>							
Elongation	>8 (ISO6892 IEC60189-1/EN 50289-3-2) %							
2 Insulation:								
Conductor nr.	3		4		5		8	
Diameter	1.15 +/-0.10 mm							
Compound	TPE							
Avg. thickness	0.25 (nom.) mm							
Hardness	60 ShD							
Standart	UL 758 - CSA C22.2							
Assembly	Backtorsion: Max lay 16xd, Direction Sx(S)							
Color	see picture (Clockwise end of reel)							
3 Jacket:								
Compound	Special compound (TPU based)							
Avg. thickness	1.00 nom. mm							
Hardness	85 ShA							
Color	see chart 1							
Diameter	4.50 +/- 0.20 mm		4.80 +/- 0.20 mm		5.30 +/- 0.20 mm		6.40 +/- 0.20 mm	
Strandart	UL 758 - CAS C22.2							

<p style="text-align: center;">ENTER DESCRIPTION</p> <p style="font-size: 8px;">EC NO: IPG2015-0539 DRW:FSCHAFHAUSER 2014/09/18 CHKD:REISSNER 2014/09/30 APPR:CBURGER 2014/10/16</p>	QUALITY SYMBOLS	<p>▼=0</p> <p>◻=0</p>	GENERAL TOLERANCES (UNLESS SPECIFIED)		DIMENSION STYLE <b>MM ONLY</b>		SCALE	DESIGN UNITS <b>METRIC</b>	THIRD ANGLE PROJECTION			
			mm	INCH	DRAWN BY FSCHAFHAUSER	DATE 2014/09/18	<p style="font-size: 12px;">CABLE TPU 0.25 UNSH DCS</p> <p style="font-size: 14px;">WELD SLAG RESISTANCE</p> <p style="font-size: 24px; font-weight: bold;">molex</p> <p style="font-size: 12px;">SD-120209-006</p>					
			4 PLACES	± ---	± ---	CHECKED BY REISSNER						DATE 2014/09/30
			3 PLACES	± ---	± ---	APPROVED BY CBURGER						DATE 2014/10/16
			2 PLACES	± ---	± ---							
	1 PLACE	± ---	± ---			MATERIAL NO.		DOCUMENT NO.		SHEET NO.		
	0 PLACE	± ---	± ---	ANGULAR ± --- °		<b>SEE SHEET 2</b>		SD-120209-006		1 OF 2		
DRAFT WHERE APPLICABLE MUST REMAIN WITHIN DIMENSIONS			SIZE <b>A3</b>		THIS DRAWING CONTAINS INFORMATION THAT IS PROPRIETARY TO MOLEX INCORPORATED AND SHOULD NOT BE USED WITHOUT WRITTEN PERMISSION							

MECHANICAL AND ELECTRICAL CHARACTERISTICS



Temperature range (static)	max. -40/+90 °C (ISO 6722)
Temperature range (dynamic)	-25/+80 °C "free motion" without periodic recurrence and forced guidance
Temperature range (in drag chain)	-5/+60 °C
Voltage rating	600V
Bending radius (static)	up to 5x O.D.
Bending radius (drag chain)	up to 7,5x O.D.
Max installation pulling force	3pol = 10N / 4pol = 150N / 5pol = 180N / 8pol = 220N
Capacitance (typ)	95 pF/m (IEC 60189-1-8.4)
Voltage test (core/core)	2000Vx1Va.c. (IEC60885-1)
voltage test (core/screen if present)	1000Vx1Va.c. (IEC60885-1)
Insulation resistance (20°C)	>100 MOhmXkm (IEC60189-1 & IEC60885-1 or EN50289-1-4)
Volume resistivity (20°C)	>10 <sup>12</sup> OhmXcm (ASTM D257)
Flame resistant	IEC60332-1, UL Vertical flame test, CSA FT-1
Oil resistant	ISO6722, UL758/2556 (immersion at 100°C in oil IRM902 ex ASTM2)
Free of FCKW, Silicone and Pb	yes
UV resistant	yes (UL1581/2556-300h)
Tear resistant	yes (EN50396)
Hydrolysis resistant	yes (EN50396)
Weld Slag resistance	yes, S-300 MOLEX test
Suitable for Drag Chain application (25°C)	up to 5 Mio (subject to correct installation), Axial D. C., 200m/min, 5m/s²
Suitable for Torsion application (25°C)	max +180°/m, optional-recommended +30°/m
Omologation	UL Style 21215 + CSA; rating 80°C 600V

Coil of 200m / 100m

WIRE	CABLE COLOR	PN	ENGINEERING NO.	DESCRIPTION
3POLE	black	1121800067	B41-3-200	COIL 200M CABLE 3X0.25 TPU BK DCS
4POLE	black	1121800068	B41-4-200	COIL 200M CABLE 4X0.25 TPU BK DCS
5POLE	black	1121800069	B41-5-200	COIL 200M CABLE 5X0.25 TPU BK DCS
8POLE	black	1121800006	B41-8-100	COIL 100M CABLE 8X0.25 TPU BK DCS
3POLE	orange	1121800070	B49-3-200	COIL 200M CABLE 3X0.25 TPU OR DCS
4POLE	orange	1121800071	B49-4-200	COIL 200M CABLE 4X0.25 TPU OR DCS
5POLE	orange	1121800072	B49-5-200	COIL 200M CABLE 5X0.25 TPU OR DCS
8POLE	orange	1121800010	B49-8-100	COIL 100M CABLE 8X0.25 TPU OR DCS
3POLE	gray	1121800073	B44-3-200	COIL 200M CABLE 3X0.25 TPU GY DCS
4POLE	gray	1121800074	B44-4-200	COIL 200M CABLE 4X0.25 TPU GY DCS
5POLE	gray	1121800075	B44-5-200	COIL 200M CABLE 5X0.25 TPU GY DCS
8POLE	gray	1121800014	B44-8-100	COIL 100M CABLE 8X0.25 TPU GY DCS

RAW CABLE

WIRE	CABLE COLOR	PN	ENGINEERING NO.	DESCRIPTION
3POLE	black	1202098357	B41-3	Cable 3x0.25 TPU BK D4,50 TPE UNSH DCS weld slag resistance
4POLE	black	1202098358	B41-4	Cable 4x0.25 TPU BK D4,80 TPE UNSH DCS weld slag resistance
5POLE	black	1202098359	B41-5	Cable 5x0.25 TPU BK D5,30 TPE UNSH DCS weld slag resistance
8POLE	black	1202091039	B41-8	Cable 8x0.25 TPU BK D6,40 TPE UNSH DCS weld slag resistance
3POLE	orange	1202098389	B49-3	Cable 3x0.25 TPU OR D4,50 TPE UNSH DCS weld slag resistance
4POLE	orange	1202098390	B49-4	Cable 4x0.25 TPU OR D4,80 TPE UNSH DCS weld slag resistance
5POLE	orange	1202098391	B49-5	Cable 5x0.25 TPU OR D5,30 TPE UNSH DCS weld slag resistance
8POLE	orange	1202091043	B49-8	Cable 8x0.25 TPU OR D6,40 TPE UNSH DCS weld slag resistance
3POLE	gray	1202098392	B44-3	Cable 3x0.25 TPU GY D4,50 TPE UNSH DCS weld slag resistance
4POLE	gray	1202098393	B44-4	Cable 4x0.25 TPU GY D4,80 TPE UNSH DCS weld slag resistance
5POLE	gray	1202098394	B44-5	Cable 5x0.25 TPU GY D5,30 TPE UNSH DCS weld slag resistance
8POLE	gray	1202091047	B44-8	Cable 8x0.25 TPU GY D6,40 TPE UNSH DCS weld slag resistance

ENTER DESCRIPTION EC NO: IPG2015-0539 DRW:NFSCHAFHAUSER 2014/09/18 CHKD:REISSNER 2014/09/30 APPR:CBURGER 2014/10/16	QUALITY SYMBOLS ▽=0 ◻=0	GENERAL TOLERANCES (UNLESS SPECIFIED)		DIMENSION STYLE MM ONLY		SCALE 1:20	DESIGN UNITS METRIC	THIRD ANGLE PROJECTION	
			mm	INCH	DRAWN BY FSCHAFHAUSER	DATE 2014/09/18	CABLE TPU 0.25 UNSH DCS WELD SLAG RESISTANCE <b>molex</b> SD-120209-006 SHEET NO. 2 OF 2		
		4 PLACES	± ---	± ---	CHECKED BY REISSNER	DATE 2014/09/30			
		3 PLACES	± ---	± ---	APPROVED BY CBURGER	DATE 2014/10/16			
2 PLACES	± ---	± ---	MATERIAL NO.	DOCUMENT NO.					
1 PLACE	± ---	± ---	ANGULAR ± --- °		SEE TABLE				
0 PLACE	± ---	± ---	DRAFT WHERE APPLICABLE MUST REMAIN WITHIN DIMENSIONS		SIZE A3		THIS DRAWING CONTAINS INFORMATION THAT IS PROPRIETARY TO MOLEX INCORPORATED AND SHOULD NOT BE USED WITHOUT WRITTEN PERMISSION		