




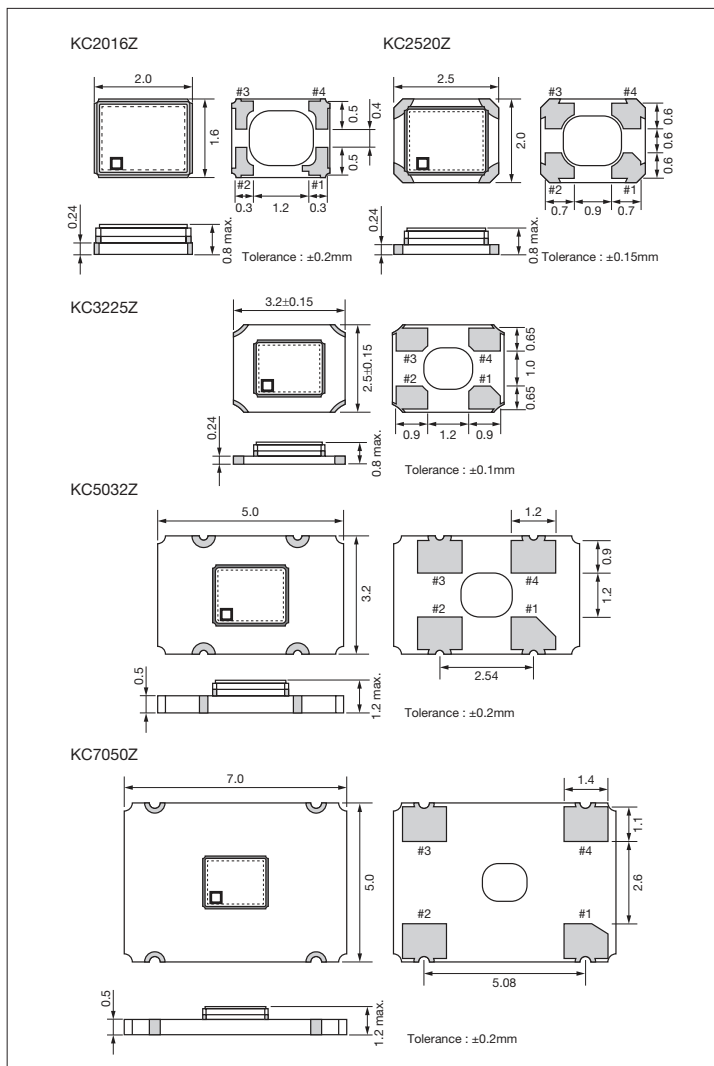
CMOS/ 1.8V, 2.5V, 3.3V/ 2.0×1.6, 2.5×2.0, 3.2×2.5, 5.0×3.2, 7.0×5.0mm



RoHS Compliant

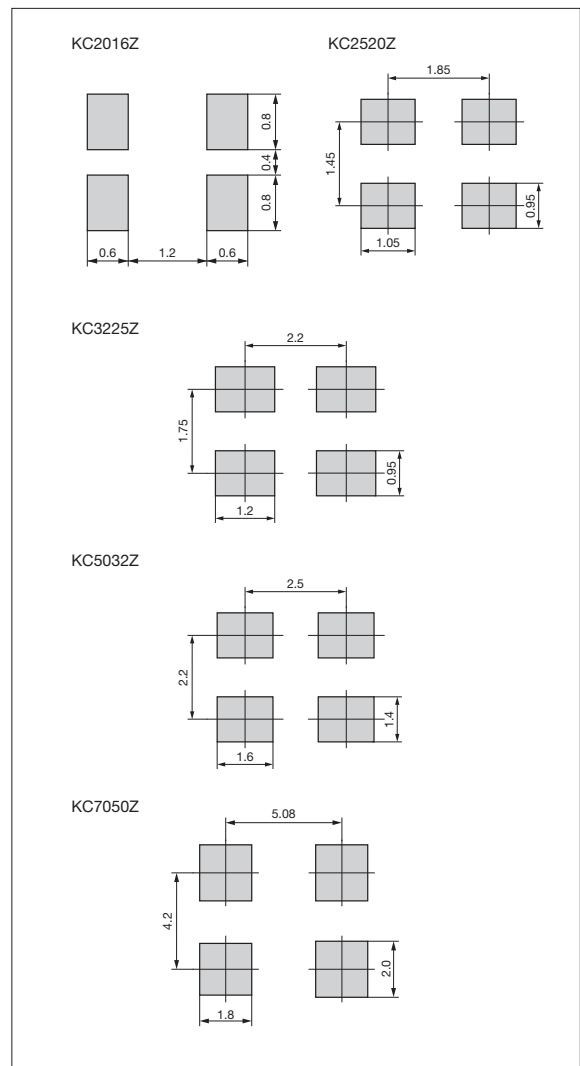
Dimensions

(Unit : mm)



Recommended Land Patterns

(Unit : mm)



Clock Oscillators




Pad Connections	
#1	INH
#2	Case GND
#3	Output
#4	Vcc

INH Function	
Pad1	Pad3 (Output)
Open	Active
"H" Level	Active
"L" Level	High Z (No-Oscillation)



CMOS/ 1.8V, 2.5V, 3.3V / 2.0×1.6, 2.5×2.0, 3.2×2.5, 5.0×3.2, 7.0×5.0mm



RoHS Compliant

Features

- Frequency Range 0.5 to 170 MHz
- CMOS Output
- Short Lead Time
- Heat resistant up to +125°C

Applications

- Consumer/ Networking/ Industrial/ Amuse

Table 1

Freq. Code	Tol. × 10 ⁻⁶	Operating Temperature Range (°C)	Note
S	± 30	-10 to +70	For additional stability, please contact us.
U	± 25		
W	± 20		
G	± 50	-40 to +85	
H	± 30		
J	± 25		
K	± 20	-40 to +105	
L	± 15		
6	± 50		
5	± 30	-40 to +125	
X	± 100		
Z	± 50		
9	± 30		

How to Order

KC□□□□Z 25.0000 C 1 □ X 00
① ② ③ ④ ⑤ ⑥ ⑦

①Series

KC2016Z	2016 Size	KC2520Z	2520 Size
KC3225Z	3225 Size	KC5032Z	5032 Size
KC7050Z	7050 Size		

②Output Frequency (25.0000 : 25MHz)

③Output Type (C : CMOS)

④Supply Voltage

(1 : 1.8V/ 2.5V/ 3.3V Compatible)

⑤Frequency Tolerance (See Table 1)

⑥Symmetry/ INH Function

X	STD 45/ 55%
---	-------------

⑦Individual Specification

(STD Specification is "00".)

Packaging Tape&Reel

KC7050Z/ KC5032Z	1000 pcs./ reel
KC3225Z/ KC2520Z/ KC2016Z	2000 pcs./ reel

Specifications

Item	Symbol	Conditions	Min.	Max.	Unit	
Output Frequency Range	f _o		0.5	170	MHz	
Frequency Tolerance	f _{tol}	Initial tolerance, Operating temperature range, Rated power supply voltage change, Load change, Aging (1 year @25°C), Shock and vibration	See Table 1.			
Storage Temperature Range	T _{stg}		-55	150	°C	
Operating Temperature Range	T _{use}		See Table 1.			
Max. Supply Voltage	—		-0.3	4.5	V	
Supply Voltage	V _{cc}		1.71	3.63	V	
Current Consumption (Noload/ 1.71≤V _{cc} ≤2.25)	I _{cc}	0.5≤f _o <5MHz	—	5.2	mA	
		5≤f _o <15MHz	—	5.8		
		15≤f _o <30MHz	—	6.2		
		30≤f _o <50MHz	—	6.8		
		50≤f _o <60MHz	—	6.8		
		60<f _o <75MHz	—	9		
		75≤f _o <105MHz	—	10		
		105≤f _o <130MHz	—	10.5		
		130≤f _o <160MHz	—	11.5		
160≤f _o ≤170MHz	—	12.5				
Current Consumption (Noload/ 2.25<V _{cc} ≤2.8)	I _{cc}	0.5≤f _o <5MHz	—	5.5	mA	
		5≤f _o <15MHz	—	6		
		15≤f _o <30MHz	—	6.5		
		30≤f _o <50MHz	—	7.2		
		50≤f _o <60MHz	—	7.4		
		60<f _o <75MHz	—	10		
		75≤f _o <105MHz	—	11.5		
		105≤f _o <130MHz	—	12.5		
		130≤f _o <160MHz	—	14		
160≤f _o ≤170MHz	—	15				
Current Consumption (Noload/ 2.8<V _{cc} ≤3.63)	I _{cc}	0.5≤f _o <5MHz	—	5.8	mA	
		5≤f _o <15MHz	—	6.5		
		15≤f _o <30MHz	—	7.3		
		30≤f _o <50MHz	—	8		
		50≤f _o <60MHz	—	8.5		
		60<f _o <75MHz	—	12.5		
		75≤f _o <105MHz	—	14.5		
		105≤f _o <130MHz	—	15.5		
		130≤f _o <160MHz	—	18		
160≤f _o ≤170MHz	—	19.5				
Stand-by Current	I _{std}		—	5	μA	
Symmetry	SYM	@50% V _{cc}	45	55	%	
Rise/ Fall Time (20% to 80% Output Level)	Tr/ Tf	0.5≤f _o ≤60MHz	Loaded/ 1.71≤V _{cc} ≤2.25	—	4	ns
			Loaded/ 2.25<V _{cc} ≤2.8	—	3	
			Loaded/ 2.8<V _{cc} ≤3.63	—	2.5	
		60<f _o ≤170MHz	Loaded/ 1.71≤V _{cc} ≤2.25	—	1.5	
			Loaded/ 2.25<V _{cc} ≤2.8	—	1.3	
Low Level Output Voltage	V _{OL}	I _{OL} = 4mA	—	10% V _{cc}	V	
High Level Output Voltage	V _{OH}	I _{OH} = -4mA	90% V _{cc}	—	V	
Output Load (CMOS)	L _{CMOS}		—	15	pF	
Low Level Input Voltage	V _{IL}		—	30% V _{cc}	V	
High Level Input Voltage	V _{IH}		70% V _{cc}	—	V	
Disable Time	t _{dis}		—	200	ns	
Enable Time	t _{ena}		—	5	ms	
Start-up Time	t _{str}	@Minimum operating voltage to be 0 sec.	—	5	ms	

All electrical characteristics are defined at the maximum load and operating temperature range.

