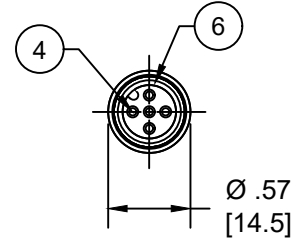
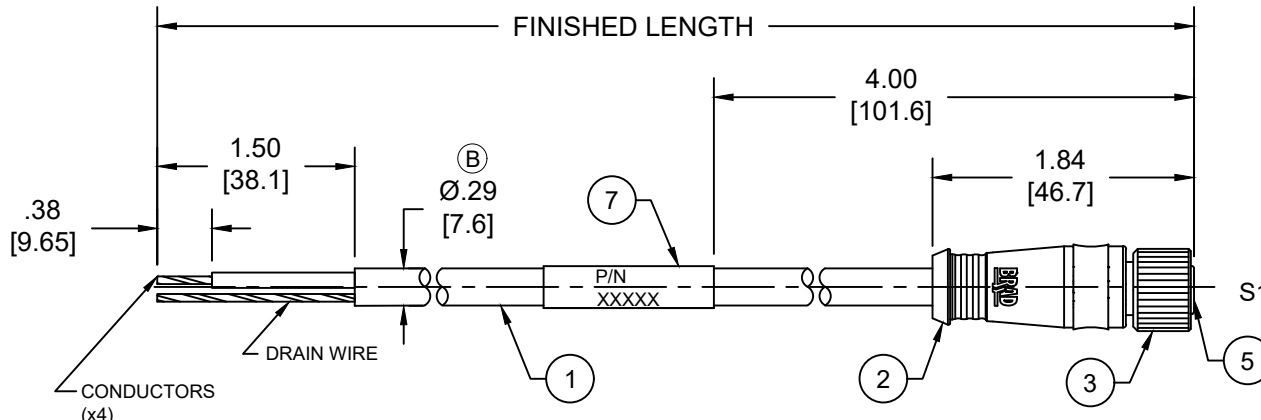
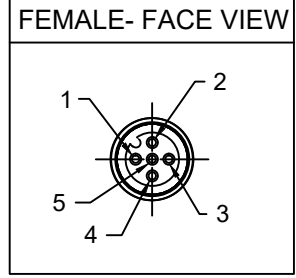
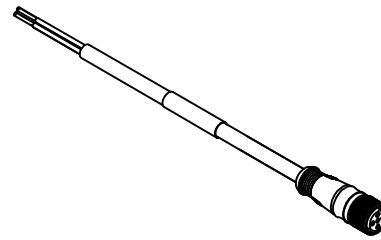


MATERIAL NUMBER	ENGINEERING NUMBER	FINISHED LENGTH
1300270047	DND20A-M005	0.5M [1FT 8 IN]
1300270057	DND20A-M150	15M [49FT 3 IN]
1300270158	DND20A-M300	30M [98FT 5 IN]

PART NUMBER LEGEND (B)
DND20A-M005

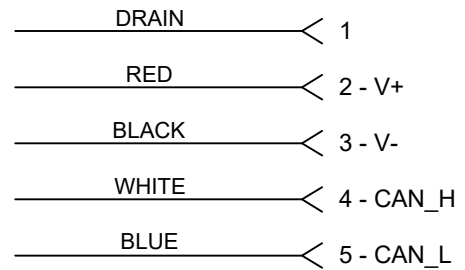
FINISHED LENGTH:
M005 = 0.5 METER
M010 = 1 METER
M100 = 10 METER



NOTES:

- MATERIAL: AS NOTED
- FINISH: AS NOTED
- ELECTRICAL:
VOLTAGE: 250V AC/DC
CURRENT: 4 AMPS
- TEMP RATING: -20°C TO +80°C
- PROTECTION: IP67 (WHEN MATED)
- COUPLING THREAD: M12 X 1
- UL LISTED FILE: E152210 (B)
CSA CERTIFIED FILE: LR6837
- ALL DIMENSIONS ARE FOR REFERENCE UNLESS TOLERANCED OR NOTED OTHERWISE

SCHEMATIC



(B) CABLE LENGTH TOLERANCES

<.3M [1FT]	+19mm-0 [+.75in-0]
.3 - .9M [1 - 3FT]	+44.5mm-0 [+1.75in-0]
.9 - 1.8M [3 - 6FT]	+55.6mm-0 [+2.19in-0]
1.8 - 3.7M [6 - 12FT]	+88.9mm-0 [+3.50in-0]
3.7 - 7.3M [12 - 24FT]	+165.1mm-0 [+6.50in-0]
7.3-14.6M [24 - 48FT]	+317.5mm-0 [+12.50in-0]
14.6 - 30.5M [48-100FT]	+622.3mm-0 [+24.50in-0]
OVER 30M [100FT]	+2% OF FINISHED LENGTH

ITEM	COMPONENT	MATERIAL	FINISH
7	WRAP LABEL	VINYL	BLACK/YELLOW
6	O-RING	NITRILE	RED
5	INSERT	NYLON	BLACK
4	SOCKET CONTACT	COPPER ALLOY	GOLD OVER NICKEL
3	COUPLNG NUT	ZINC DIE CAST	BLACK E-COATED
2	OVERMOLD	TPC	GRAY
1	CABLE #22 AWG DEVICENET	PVC JACKET	GRAY

FUNCTIONAL SYMBOLS 	THIS DRAWING CONTAINS INFORMATION THAT IS PROPRIETARY TO MOLEX ELECTRONIC TECHNOLOGIES, LLC AND SHOULD NOT BE USED WITHOUT WRITTEN PERMISSION																				
	DIMENSION UNITS INCH/MM	SCALE NTS	CURRENT REV DESC: ITEM #2 WAS PVC & ITEM #7 WAS PLASTIC FILM. ADDED UL, CSA, O-RING, CABLE DIA, PN LEGEND & TOL CHART. MODIFIED PN TABLE																		
	GENERAL TOLERANCES (UNLESS SPECIFIED)		EC NO: 704134																		
	DIVISIONAL SYMBOLS	<table border="1"> <tr> <th></th> <th>mm</th> <th>INCH</th> </tr> <tr> <td>4 PLACES</td> <td>±----</td> <td>±----</td> </tr> <tr> <td>3 PLACES</td> <td>±----</td> <td>±----</td> </tr> <tr> <td>2 PLACES</td> <td>±----</td> <td>±----</td> </tr> <tr> <td>1 PLACE</td> <td>±----</td> <td>±----</td> </tr> <tr> <td>0 PLACES</td> <td>±----</td> <td>±----</td> </tr> </table>		mm	INCH	4 PLACES	±----	±----	3 PLACES	±----	±----	2 PLACES	±----	±----	1 PLACE	±----	±----	0 PLACES	±----	±----	DRWN: ABENJAMINLW 2021/06/02 CHK'D: RSTONE 2022/04/27 APPR: BWOODMAN 2022/05/04
	mm	INCH																			
4 PLACES	±----	±----																			
3 PLACES	±----	±----																			
2 PLACES	±----	±----																			
1 PLACE	±----	±----																			
0 PLACES	±----	±----																			
DRAFT WHERE APPLICABLE MUST REMAIN WITHIN DIMENSIONS		THIRD ANGLE PROJECTION	DRAWING A-SIZE	SERIES 130027	DOCUMENT NUMBER SD-130027-007	DOC TYPE PSD	DOC PART 001	REVISION B													
DOCUMENT STATUS P1 RELEASE DATE 2022/05/04 21:13:41		MATERIAL NUMBER CUSTOMER SHEET NUMBER SEE CHART GENERAL MARKET 1 OF 1																			