

$V_{RM} = 1\text{ kV to }4\text{ kV}$
High Voltage Rectifier Diode
SHV-02JN, SHV-05J, SHV-06JN, SHV-08J

Description

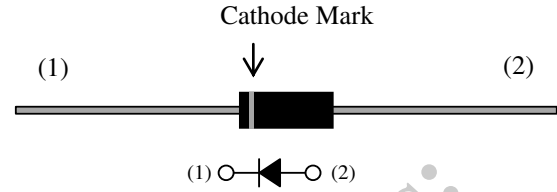
The SHV-02JN, SHV-05J, SHV-06JN, and SHV-08J are high voltage rectifier diodes for the ignition coil of automotive electronics unit, and have high surge capability.

Features

- High Reliability ($T_J = 175\text{ }^\circ\text{C}$)
- Meets Automotive Requirement
- High Surge Capability
- Flammability UL94V-0 (Equivalent)
- RoHS Compliant

Package

Axial

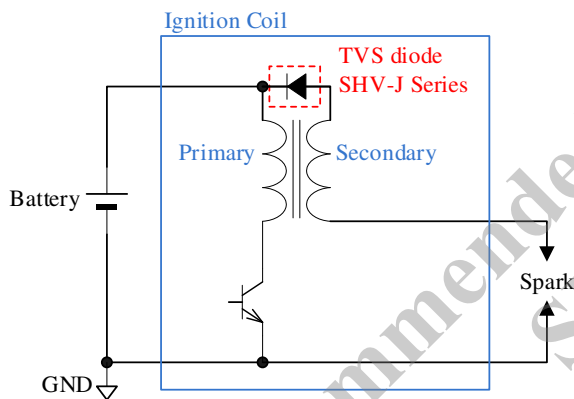


(1) Cathode
 (2) Anode

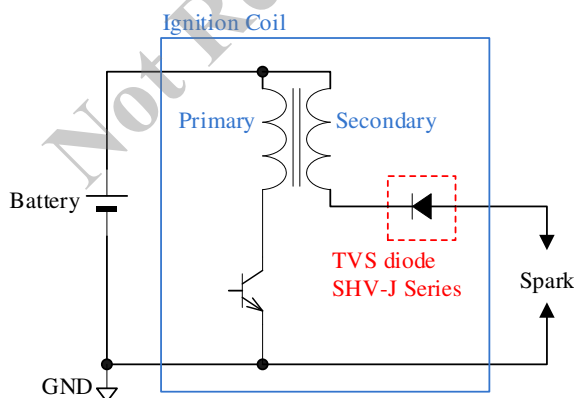
Not to scale

Typical Application

- Typical Application 1



- Typical Application 2



Selection Guide

- Characteristics

Product	$V_{RM}\text{ (max.)}$	I_{RSM}	Typical Application
SHV-02JN	1 kV	30 mA	1
SHV-05J	2.5 kV		1 and 2
SHV-06JN	3 kV		2
SHV-08J	4 kV		2

- Package

Product	Body Diameter (mm)	Body Length (mm)	Lead Width (mm)
SHV-05J	$\phi 2.5$	5.0	$\phi 0.5$
SHV-02JN	$\phi 2.5$	6.5	$\phi 0.5$
SHV-06JN			
SHV-08J	$\phi 3.0$	8.0	$\phi 0.6$

Application

- Ignition coil of automotive electronics unit

Contents

Description ----- 1
Contents ----- 2
Absolute Maximum Ratings ----- 3
Electrical Characteristics ----- 4
SHV-02JN Rating and Characteristic Curves ----- 5
SHV-05J Rating and Characteristic Curves----- 6
SHV-06JN Rating and Characteristic Curves ----- 7
SHV-08J Rating and Characteristic Curves----- 8
Physical Dimensions----- 9
Marking Diagrams ----- 10
Important Notes----- 11

Not Recommended for New Designs:
SHV-08J

SHV-02JN, SHV-05J, SHV-06JN, SHV-08J Series

Absolute Maximum Ratings

Unless otherwise specified, $T_A = 25\text{ }^\circ\text{C}$.

Parameter	Symbol	Conditions	Rating	Unit	Remarks
Peak Repetitive Reverse Voltage	V_{RM}	—	1	kV	SHV-02JN
			2.5		SHV-05J
			3		SHV-06JN
			4		SHV-08J
Surge Reverse Current	I_{RSM}	See Figure 1, single pulse	30	mA	
Average Forward Current	$I_{F(AV)}$	—	30	mA	
Surge Forward Current	I_{FSM}	Half cycle sine-wave, positive side, 10ms, 1 shot	3	A	
Junction Temperature	T_J	—	-40 to 175	$^\circ\text{C}$	
Storage Temperature	T_{STG}	—	-40 to 175	$^\circ\text{C}$	

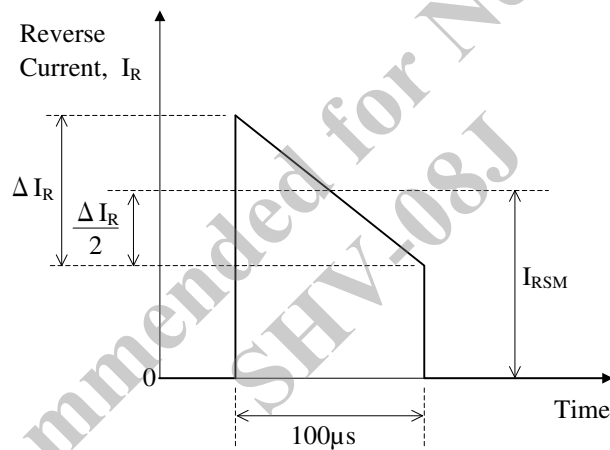


Figure 1. Definition of Surge Reverse Current, I_{RSM}

SHV-02JN, SHV-05J, SHV-06JN, SHV-08J Series

Electrical Characteristics

Unless otherwise specified, $T_A = 25\text{ }^\circ\text{C}$.

Parameter	Symbol	Conditions	Min.	Typ.	Max.	Unit	Remarks
Forward Voltage Drop	V_F	$I_F = 10\text{ mA}$	—	—	2	V	SHV-02JN
			—	—	5		SHV-05J
			—	—	6		SHV-06JN
			—	—	8		SHV-08J
Reverse Leakage Current	I_R	$V_R = V_{RM}$	—	—	10	μA	
Breakdown Voltage	V_Z	$I_Z = 100\text{ }\mu\text{A}$	1.1	—	2	V	SHV-02JN
			2.6	—	5		SHV-05J
			3.2	—	6		SHV-06JN
			4.5	—	8		SHV-08J

Not Recommended for New Designs
SHV-08J

SHV-02JN Rating and Characteristic Curves

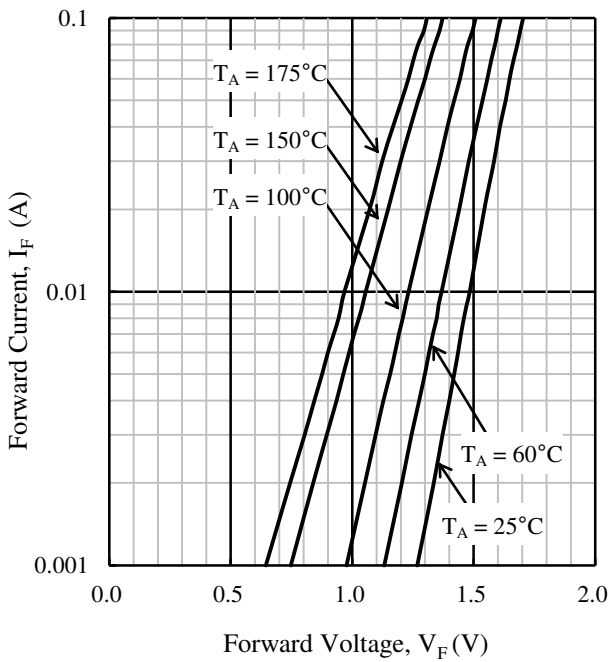


Figure 2. $I_F - V_F$ Typical Characteristics

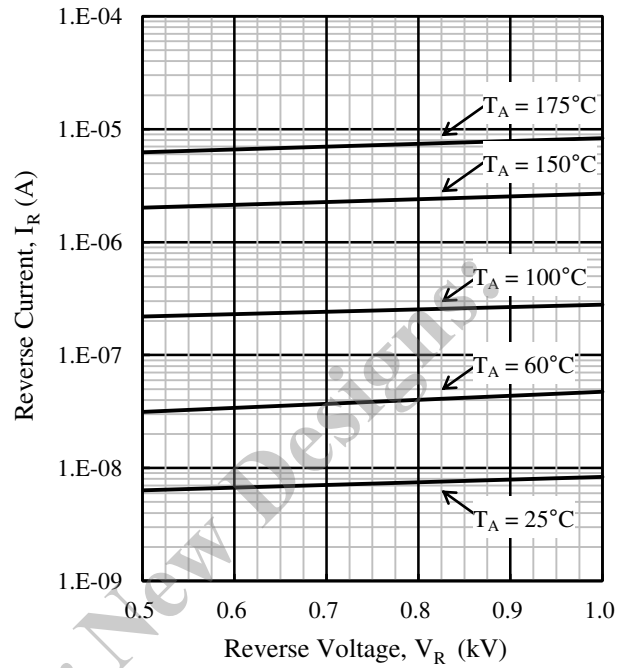


Figure 3. $I_R - V_R$ Typical Characteristics

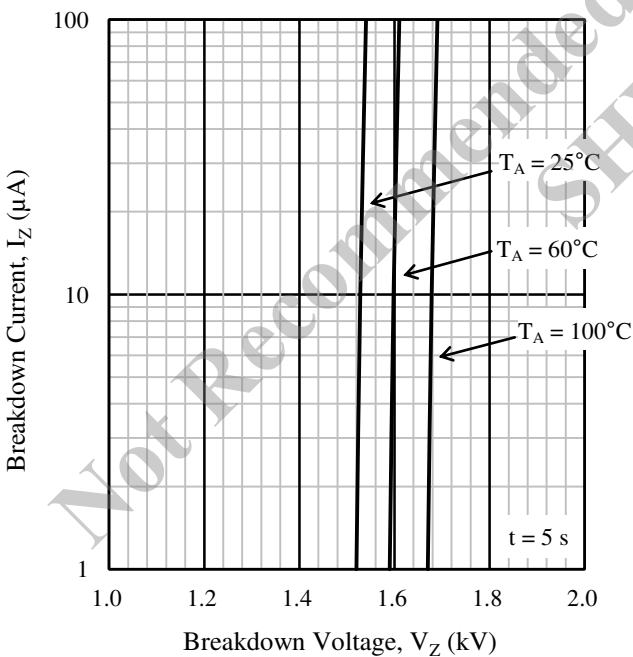


Figure 4. $I_Z - V_Z$ Typical Characteristics

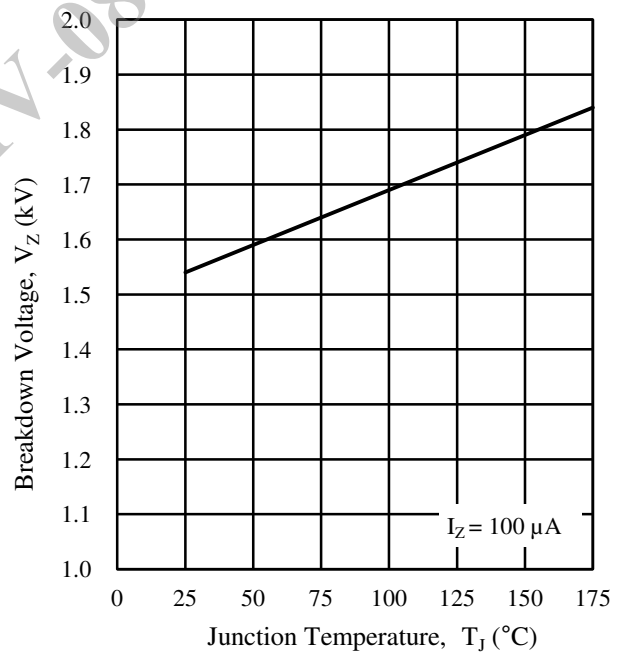


Figure 5. $V_Z - T_J$ Typical Characteristics

SHV-05J Rating and Characteristic Curves

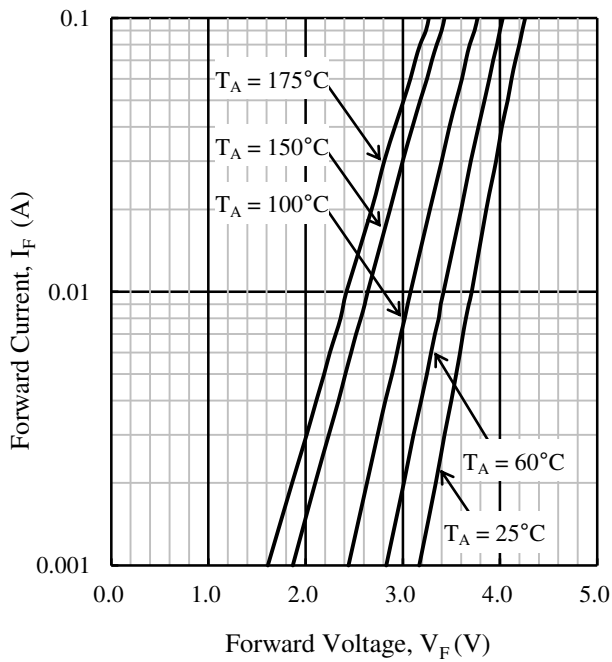


Figure 6. $I_F - V_F$ Typical Characteristics

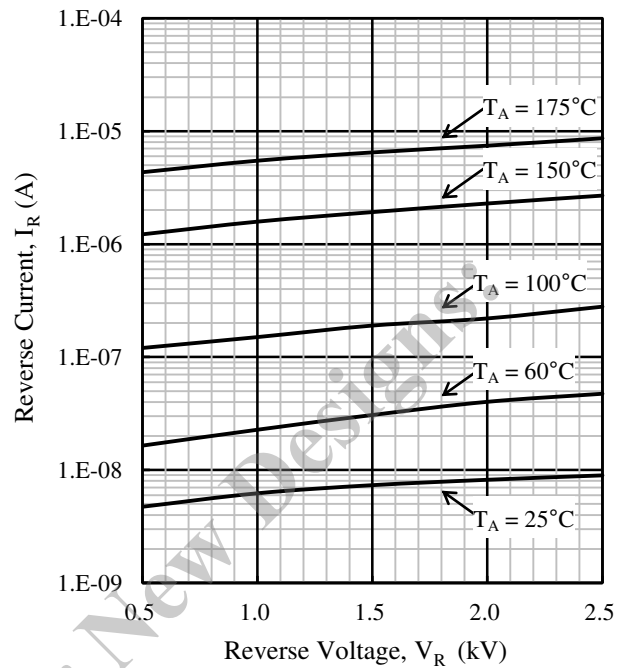


Figure 7. $I_R - V_R$ Typical Characteristics

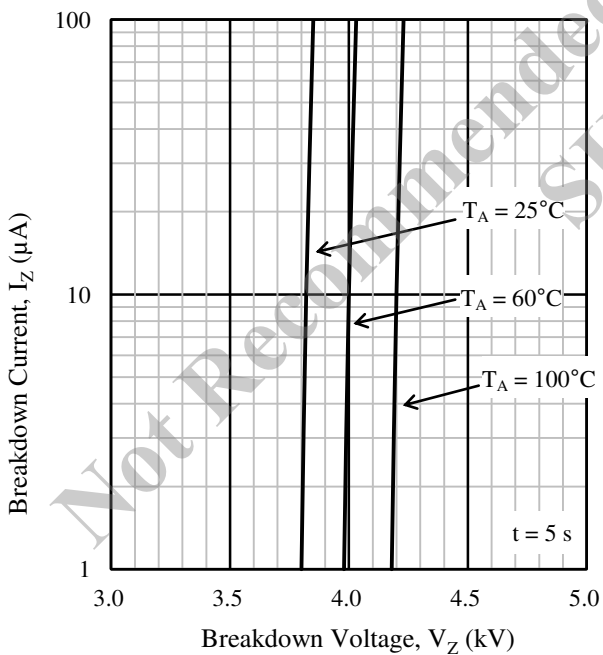


Figure 8. $I_Z - V_Z$ Typical Characteristics

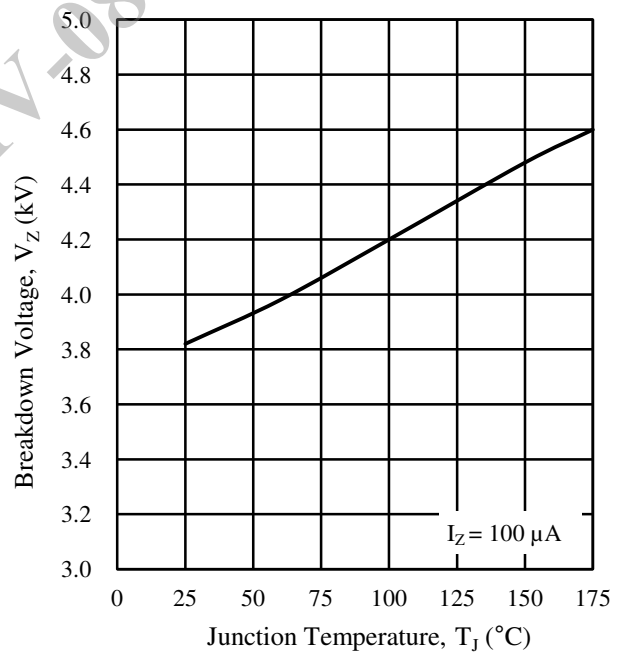


Figure 9. $V_Z - T_J$ Typical Characteristics

SHV-06JN Rating and Characteristic Curves

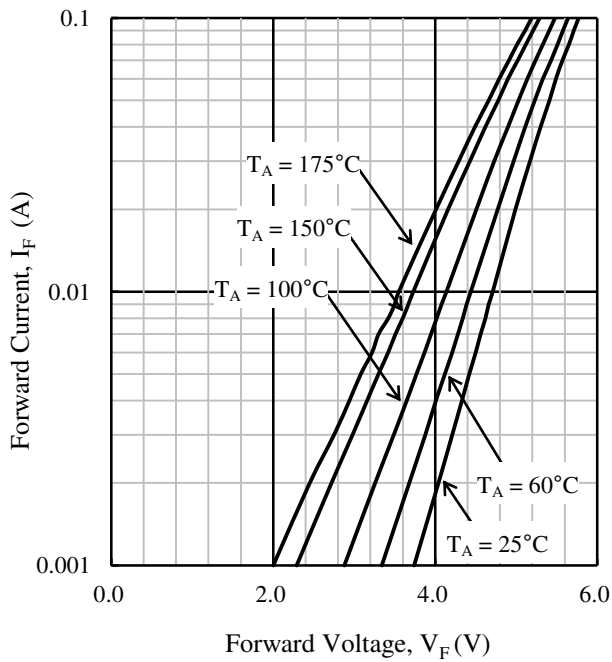


Figure 10. $I_F - V_F$ Typical Characteristics

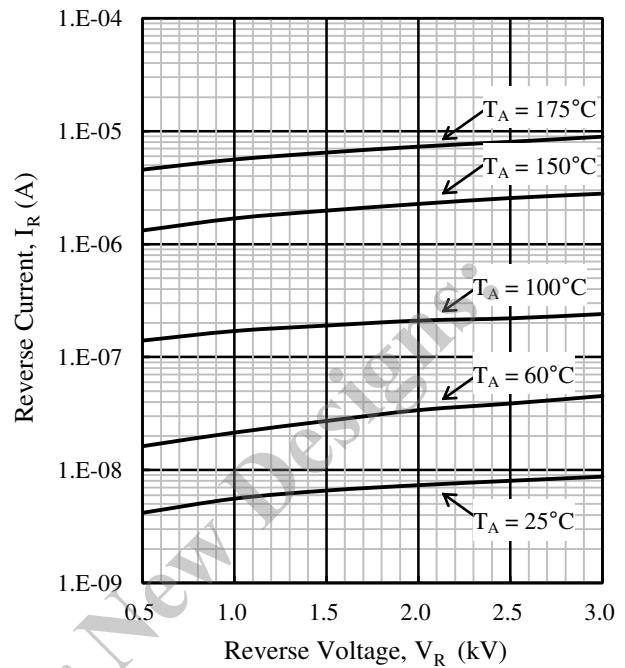


Figure 11. $I_R - V_R$ Typical Characteristics

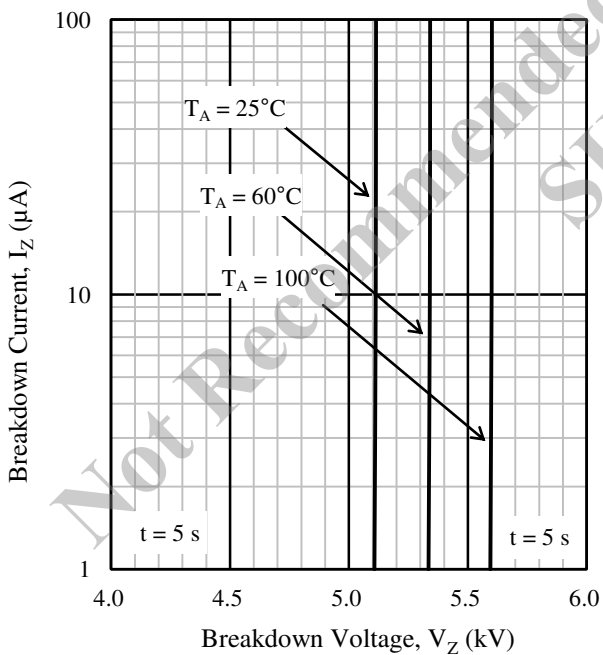


Figure 12. $I_Z - V_Z$ Typical Characteristics

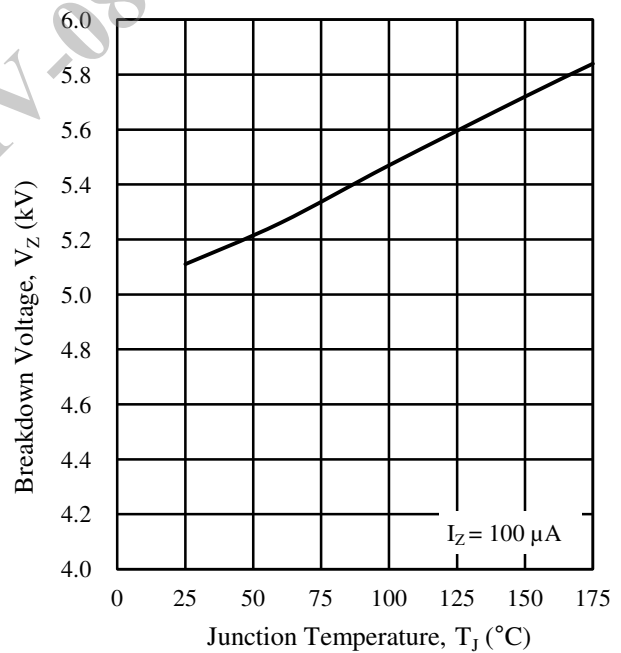


Figure 13. $V_Z - T_J$ Typical Characteristics

SHV-08J Rating and Characteristic Curves

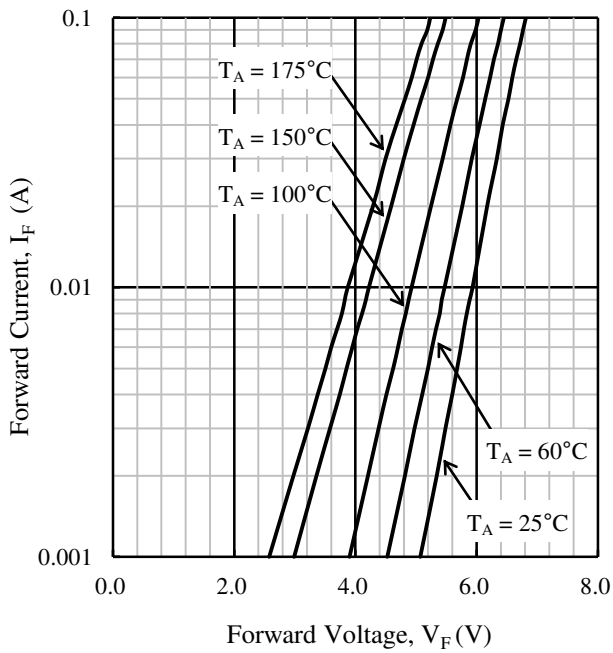


Figure 14. $I_F - V_F$ Typical Characteristics

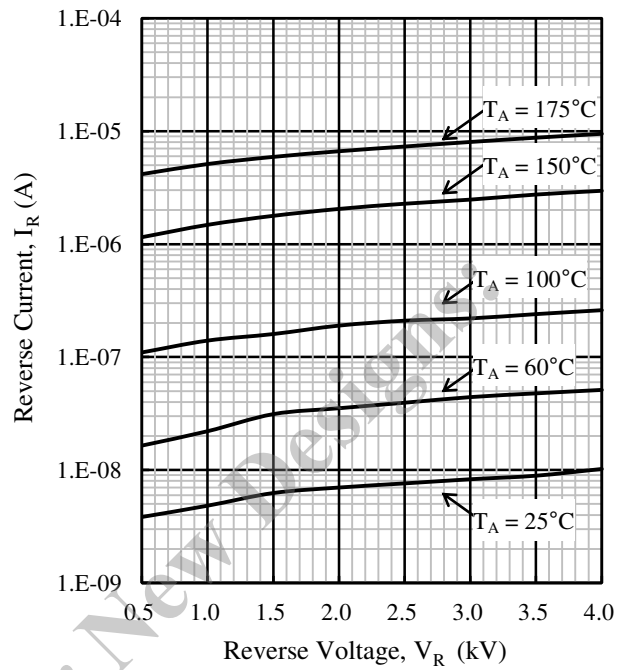


Figure 15. $I_R - V_R$ Typical Characteristics

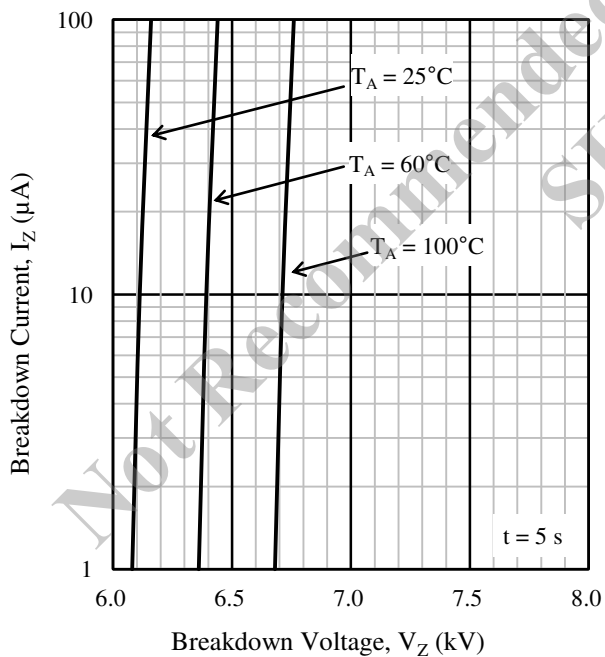


Figure 16. $I_Z - V_Z$ Typical Characteristics

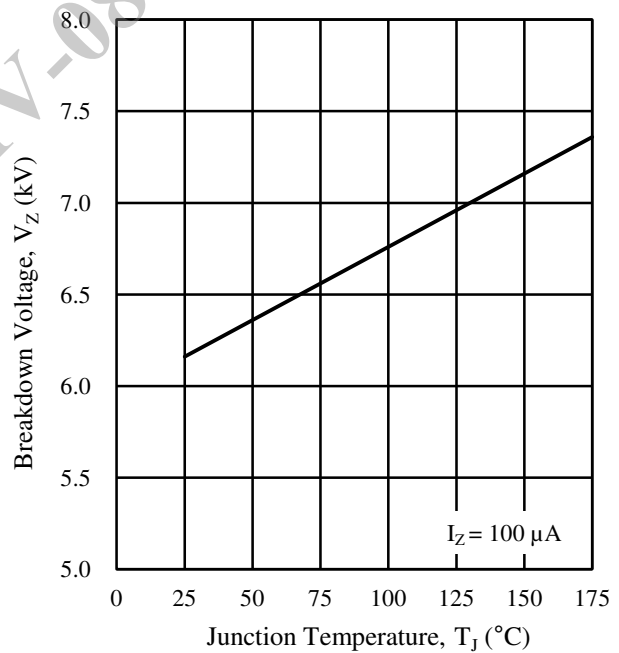


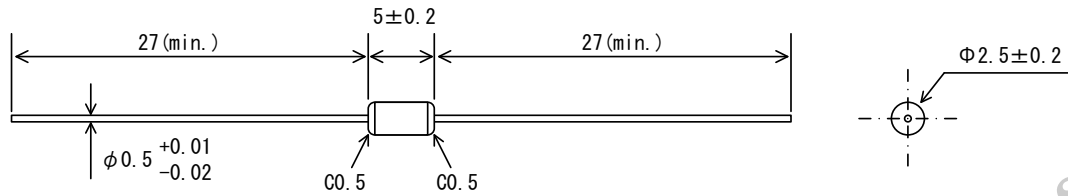
Figure 17. $V_Z - T_J$ Typical Characteristics

SHV-02JN, SHV-05J, SHV-06JN, SHV-08J Series

Physical Dimensions

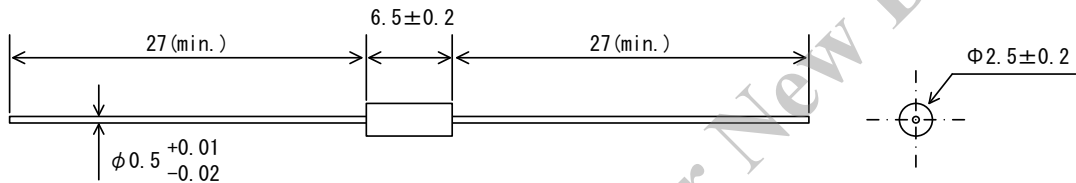
- SHV-05J

Axial ($\phi 2.5 \times 5L / \phi 0.5$)



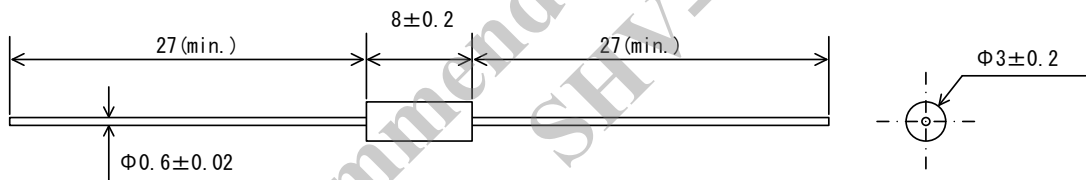
- SHV-02JN, SHV-06JN

Axial ($\phi 2.5 \times 6.5L / \phi 0.5$)



- SHV-08J

Axial ($\phi 3 \times 8L / \phi 0.6$)



NOTES for Axial Packages above:

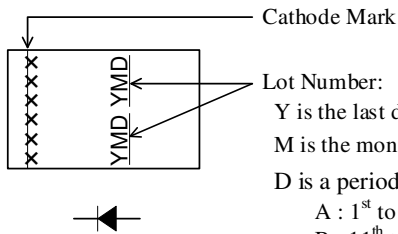
- Dimensions in millimeters
- Bare leads: Pb-free (RoHS compliant)
- When soldering the products, be sure to minimize the working time, within the following limits:
 - Flow: 260 ± 5 °C / 10 ± 1 s, 2 times
 - Soldering Iron: 380 ± 10 °C / 3.5 ± 0.5 s, 1 time (Soldering should be at a distance of at least 1.5 mm from the body of the products.)

SHV-02JN, SHV-05J, SHV-06JN, SHV-08J Series

Marking Diagrams

- SHV-05J

Axial ($\phi 2.5 \times 5L / \phi 0.5$)



Lot Number:

Y is the last digit of the year of manufacture (0 to 9)

M is the month of the year (1 to 9, O, N or D)

D is a period of days (A, B or C),

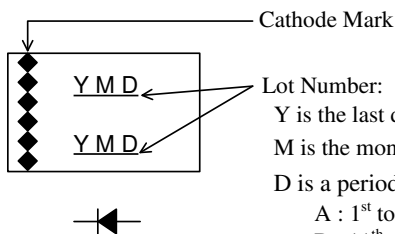
A : 1st to 10th

B : 11th to 20th

C : 21st to 31st

- SHV-02JN

Axial ($\phi 2.5 \times 6.5L / \phi 0.5$)



Lot Number:

Y is the last digit of the year of manufacture (0 to 9)

M is the month of the year (1 to 9, O, N or D)

D is a period of days, (A, B or C)

A : 1st to 10th

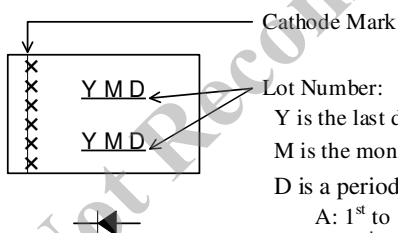
B : 11th to 20th

C : 21st to 31st

- SHV-06JN, SHV-08J

SHV-06JN: Axial ($\phi 2.5 \times 6.5L / \phi 0.5$)

SHV-08J: Axial ($\phi 3 \times 8L / \phi 0.6$)



Lot Number:

Y is the last digit of the year of manufacture (0 to 9)

M is the month of the year (1 to 9, O, N or D)

D is a period of days (A, B or C):

A : 1st to 10th

B : 11th to 20th

C : 21st to 31st

Important Notes

- All data, illustrations, graphs, tables and any other information included in this document as to Sanken's products listed herein (the "Sanken Products") are current as of the date this document is issued. All contents in this document are subject to any change without notice due to improvement of the Sanken Products, etc. Please make sure to confirm with a Sanken sales representative that the contents set forth in this document reflect the latest revisions before use.
- The Sanken Products are intended for use as components of general purpose electronic equipment or apparatus (such as home appliances, office equipment, telecommunication equipment, measuring equipment, etc.). Prior to use of the Sanken Products, please put your signature, or affix your name and seal, on the specification documents of the Sanken Products and return them to Sanken. When considering use of the Sanken Products for any applications that require higher reliability (such as transportation equipment and its control systems, traffic signal control systems or equipment, disaster/crime alarm systems, various safety devices, etc.), you must contact a Sanken sales representative to discuss the suitability of such use and put your signature, or affix your name and seal, on the specification documents of the Sanken Products and return them to Sanken, prior to the use of the Sanken Products. The Sanken Products are not intended for use in any applications that require extremely high reliability such as: aerospace equipment; nuclear power control systems; and medical equipment or systems, whose failure or malfunction may result in death or serious injury to people, i.e., medical devices in Class III or a higher class as defined by relevant laws of Japan (collectively, the "Specific Applications"). Sanken assumes no liability or responsibility whatsoever for any and all damages and losses that may be suffered by you, users or any third party, resulting from the use of the Sanken Products in the Specific Applications or in manner not in compliance with the instructions set forth herein.
- In the event of using the Sanken Products by either (i) combining other products or materials therewith or (ii) physically, chemically or otherwise processing or treating the same, you must duly consider all possible risks that may result from all such uses in advance and proceed therewith at your own responsibility.
- Although Sanken is making efforts to enhance the quality and reliability of its products, it is impossible to completely avoid the occurrence of any failure or defect in semiconductor products at a certain rate. You must take, at your own responsibility, preventative measures including using a sufficient safety design and confirming safety of any equipment or systems in/for which the Sanken Products are used, upon due consideration of a failure occurrence rate or derating, etc., in order not to cause any human injury or death, fire accident or social harm which may result from any failure or malfunction of the Sanken Products. Please refer to the relevant specification documents and Sanken's official website in relation to derating.
- No anti-radioactive ray design has been adopted for the Sanken Products.
- No contents in this document can be transcribed or copied without Sanken's prior written consent.
- The circuit constant, operation examples, circuit examples, pattern layout examples, design examples, recommended examples, all information and evaluation results based thereon, etc., described in this document are presented for the sole purpose of reference of use of the Sanken Products and Sanken assumes no responsibility whatsoever for any and all damages and losses that may be suffered by you, users or any third party, or any possible infringement of any and all property rights including intellectual property rights and any other rights of you, users or any third party, resulting from the foregoing.
- All technical information described in this document (the "Technical Information") is presented for the sole purpose of reference of use of the Sanken Products and no license, express, implied or otherwise, is granted hereby under any intellectual property rights or any other rights of Sanken.
- Unless otherwise agreed in writing between Sanken and you, Sanken makes no warranty of any kind, whether express or implied, including, without limitation, any warranty (i) as to the quality or performance of the Sanken Products (such as implied warranty of merchantability, or implied warranty of fitness for a particular purpose or special environment), (ii) that any Sanken Product is delivered free of claims of third parties by way of infringement or the like, (iii) that may arise from course of performance, course of dealing or usage of trade, and (iv) as to any information contained in this document (including its accuracy, usefulness, or reliability).
- In the event of using the Sanken Products, you must use the same after carefully examining all applicable environmental laws and regulations that regulate the inclusion or use of any particular controlled substances, including, but not limited to, the EU RoHS Directive, so as to be in strict compliance with such applicable laws and regulations.
- You must not use the Sanken Products or the Technical Information for the purpose of any military applications or use, including but not limited to the development of weapons of mass destruction. In the event of exporting the Sanken Products or the Technical Information, or providing them for non-residents, you must comply with all applicable export control laws and regulations in each country including the U.S. Export Administration Regulations (EAR) and the Foreign Exchange and Foreign Trade Act of Japan, and follow the procedures required by such applicable laws and regulations.
- Sanken assumes no responsibility for any troubles, which may occur during the transportation of the Sanken Products including the falling thereof, out of Sanken's distribution network.
- Although Sanken has prepared this document with its due care to pursue the accuracy thereof, Sanken does not warrant that it is error free and Sanken assumes no liability whatsoever for any and all damages and losses which may be suffered by you resulting from any possible errors or omissions in connection with the contents included herein.
- Please refer to the relevant specification documents in relation to particular precautions when using the Sanken Products, and refer to our official website in relation to general instructions and directions for using the Sanken Products.
- All rights and title in and to any specific trademark or tradename belong to Sanken or such original right holder(s).

DSGN-CEZ-16002