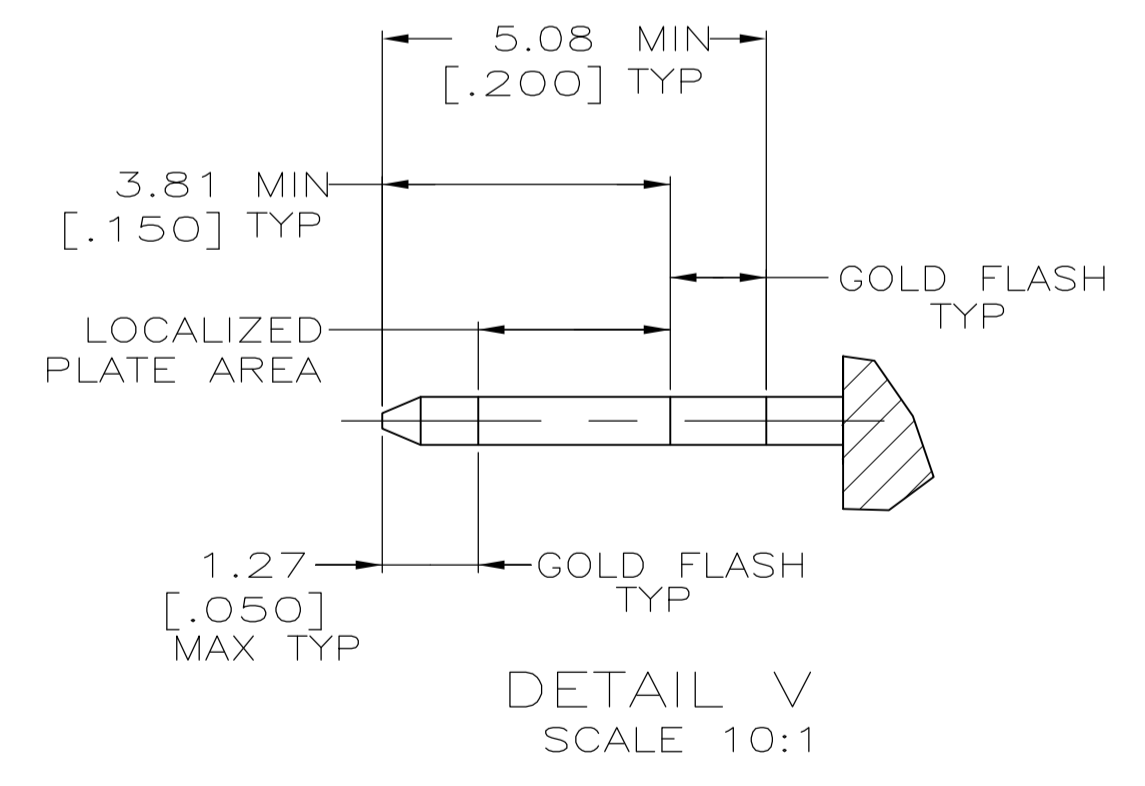
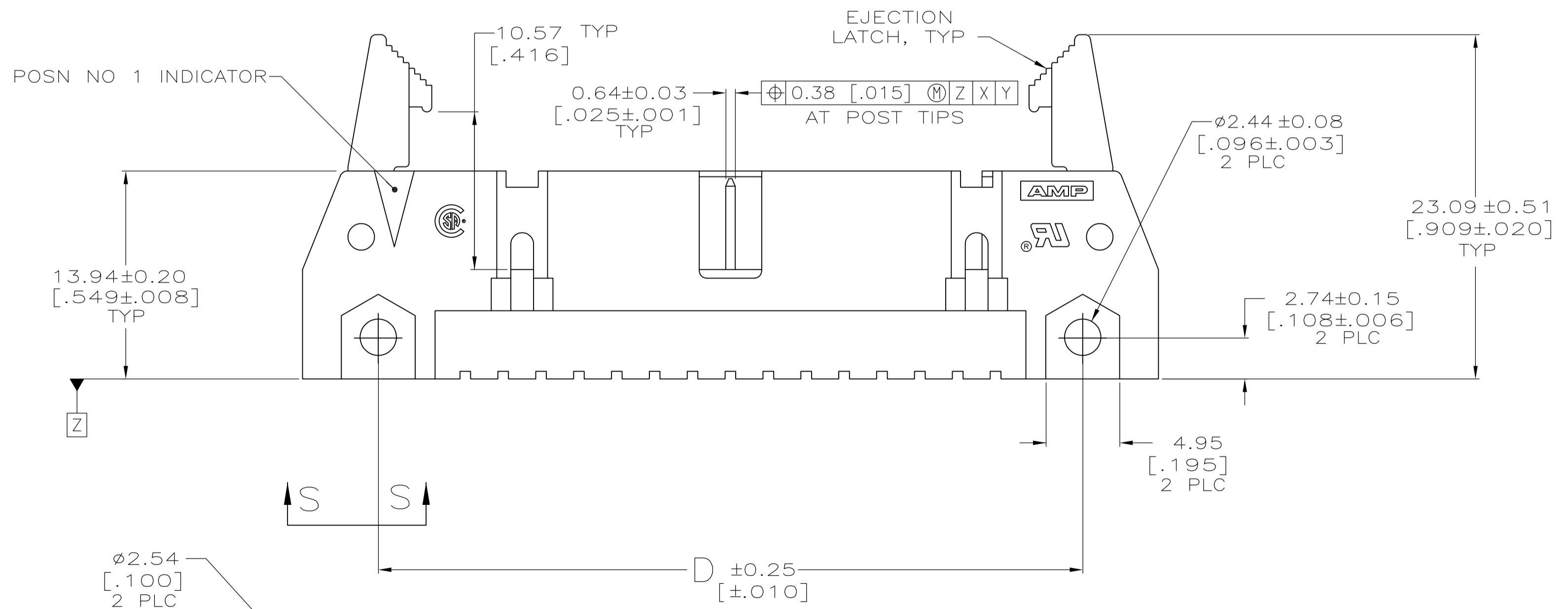
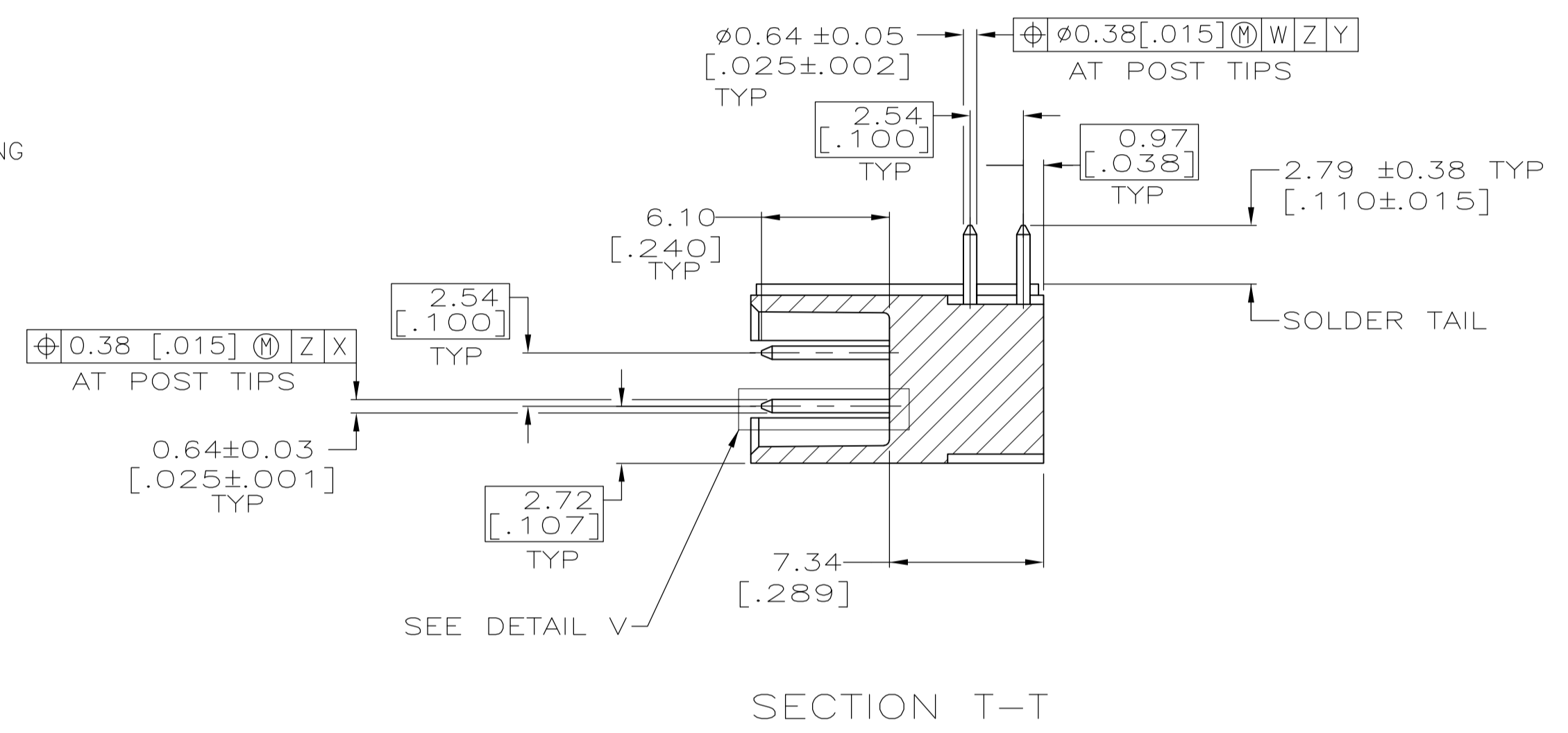
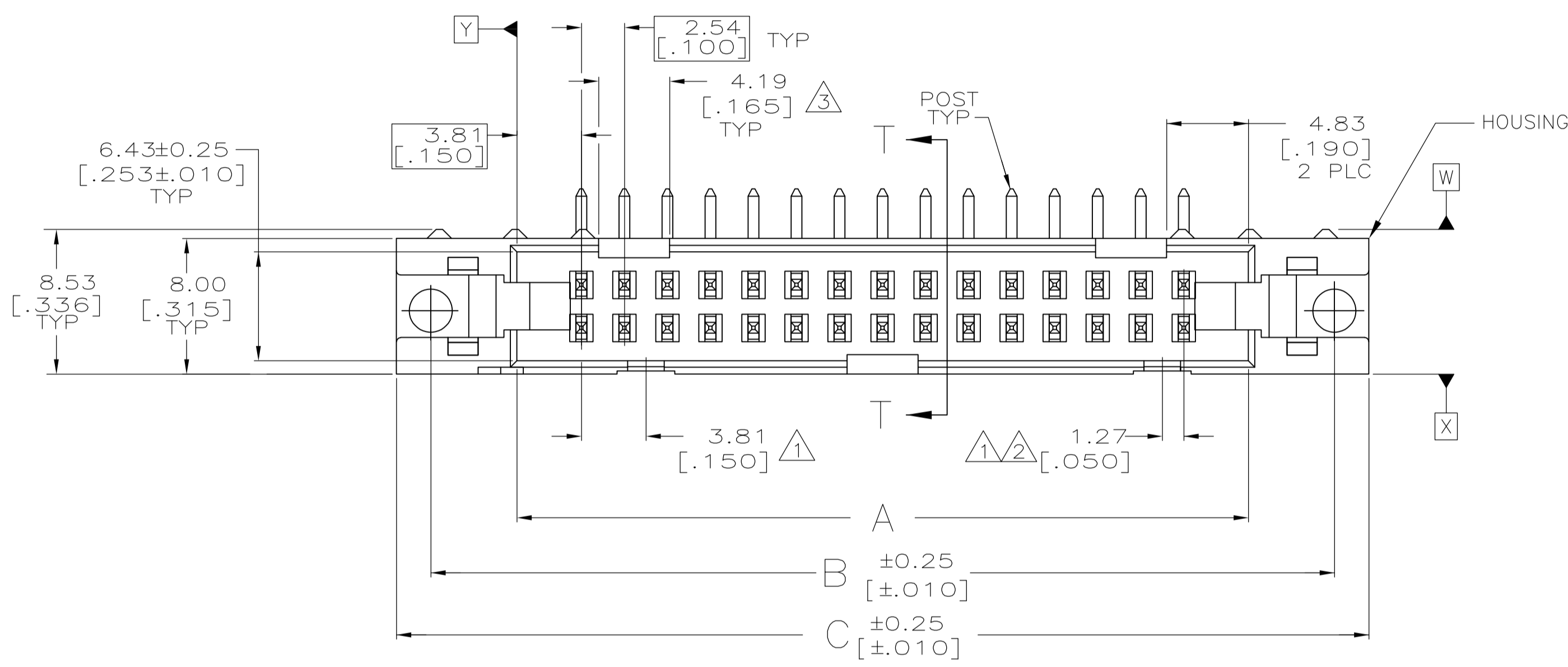
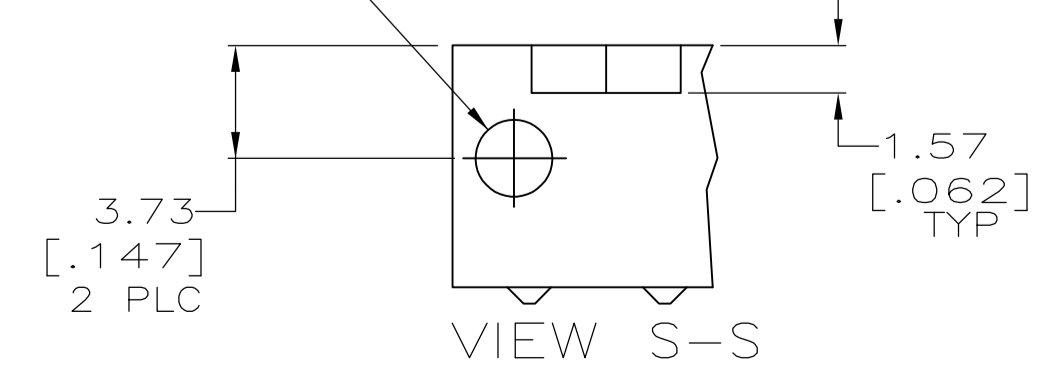


EJECTION LATCHES OMITTED IN
THIS VIEW FOR CLARITY



SEE SHEET 2 FOR TABLE & NOTES



| | | | |
|--|--|----------------------------------|---|
| THIS DRAWING IS A CONTROLLED DOCUMENT. | | DWN C. VALENTINE 07DEC2010 | Tyco Electronics Tyco Electronics Corporation Harrisburg, PA 17105-3608 |
| DIMENSIONS: mm [INCHES] | | CHK S. BOLASH 07DEC2010 | |
| TOLERANCES UNLESS OTHERWISE SPECIFIED: | | APVD S. BOLASH 07DEC2010 | NAME HEADER ASSY, UNIVERSAL, AMP-LATCH |
| 0 PLC ± - | | PRODUCT SPEC 108-40018 | SIZE A1 |
| 1 PLC ± - | | APPLICATION SPEC | CAGE CODE 00779 |
| 2 PLC ± 0.13[.005] | | WEIGHT | DRAWING NO 2169664 |
| 3 PLC ± - | | RESTRICTED TO | SCALE 4:1 |
| 4 PLC ± - | | CUSTOMER DRAWING | SHEET 1 OF 2 |
| ANGLES ± - | | | REV A |

- ① COORDINATE DIMENSION APPLIES FROM BASIC LOCATION.
- ② 10 AND 14 POSITION SIZES CONTAIN ONLY ONE SLOT FOR SNAP-IN POLARIZER (MILITARY POLARIZATION) LOCATED AS SHOWN.
- ③ 10 POSITION SIZES CONTAIN ONLY ONE SLOT FOR DUAL POLARIZATION, LOCATED AS SHOWN.
- 4. RECOMMENDED PRINTED CIRCUIT BOARD THICKNESS IS 1.57 [.062].
- ⑤ DISTANCE REQUIRED BY EJECTION LATCHES IN THE OPEN POSITION.
- ⑥ HOUSING & LATCHES: GLASS FILLED NYLON OR POLYESTER, UL94V-0 RATED, BLACK. POSTS: BRASS.
- ⑦ POSTS: 0.76 μ m[.000030] MIN GOLD PLATE ON THE LOCALIZED PLATE AREA, 2.54 μ m[.000100] MIN TIN PLATE ON THE SOLDER-TAIL, 1.27 μ m[.000050] MIN NICKEL UNDERPLATE ON THE ENTIRE POST.
- ⑧ DATUMS M & N TO BE ESTABLISHED BY CUSTOMER.

| | | | | | | | |
|------------------|------------------|------------------|------------------|------------------|------------------|------------|-------------|
| 60.96 [2.400] | 72.64 [2.860] | 72.64 [2.860] | 82.80 [3.260] | 78.74 [3.100] | 68.58 [2.700] | 50 | 1-2169664-0 |
| 48.26 [1.900] | 59.94 [2.360] | 59.94 [2.360] | 70.10 [2.760] | 66.04 [2.600] | 55.88 [2.200] | 40 | 2169664-9 |
| 40.64 [1.600] | 52.32 [2.060] | 52.32 [2.060] | 62.48 [2.460] | 58.42 [2.300] | 48.26 [1.900] | 34 | 2169664-8 |
| 27.94 [1.100] | 39.62 [1.560] | 39.62 [1.560] | 49.78 [1.960] | 45.72 [1.800] | 35.56 [1.400] | 24 | 2169664-5 |
| 15.24 [.600] | 26.92 [1.060] | 26.92 [1.060] | 37.08 [1.460] | 33.02 [1.300] | 22.86 [.900] | 14 | 2169664-2 |
| 10.16 [.400] | 21.84 [.860] | 21.84 [.860] | 32.00 [1.260] | 27.94 [1.100] | 17.78 [.700] | 10 | 2169664-1 |
| F | E | D | C | B | A | NO OF POSN | PART NUMBER |

| | | | | |
|--|-------------|----------------------------------|---|----------|
| THIS DRAWING IS A CONTROLLED DOCUMENT. | | DWN C. VALENTINE 07DEC2010 | Tyco Electronics Corporation Harrisburg, PA 17105-3608 | |
| DIMENSIONS: mm (INCHES) | | CHK S. BOLASH 07DEC2010 | Tyco Electronics | |
| TOLERANCES UNLESS OTHERWISE SPECIFIED: | | APVD S. BOLASH 07DEC2010 | NAME HEADER ASSY, UNIVERSAL, AMP-LATCH | |
| 0. PLC ± - | | PRODUCT SPEC 108-40018 | | |
| 1. PLC ± - | | APPLICATION SPEC | | |
| 2. PLC ± 0.13[.005] | | SIZE A1 | | |
| 3. PLC ± - | | CAGE CODE 00779 | | |
| 4. PLC ± - | | DRAWING NO 2169664 | | |
| ANGLES ± - | | RESTRICTED TO | | |
| MATERIAL ⑥ | FINISH ⑦ | WEIGHT - | CUSTOMER DRAWING | |
| | | SCALE 1:1 | SHEET 2 OF 2 | REV A |