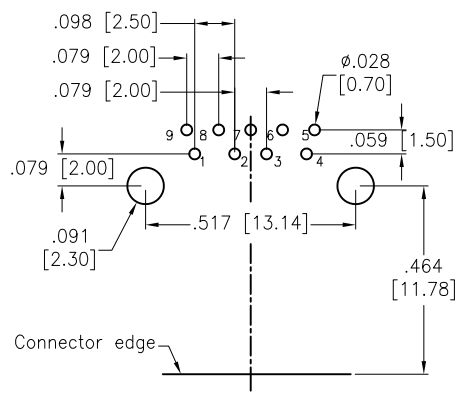
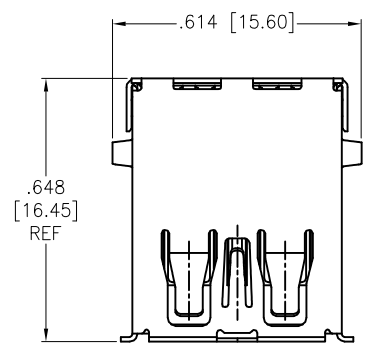
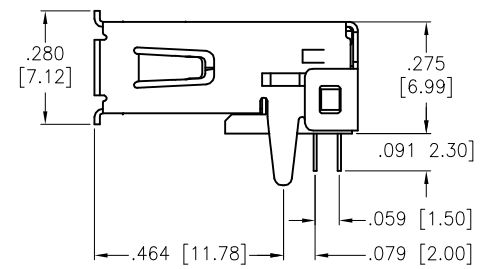
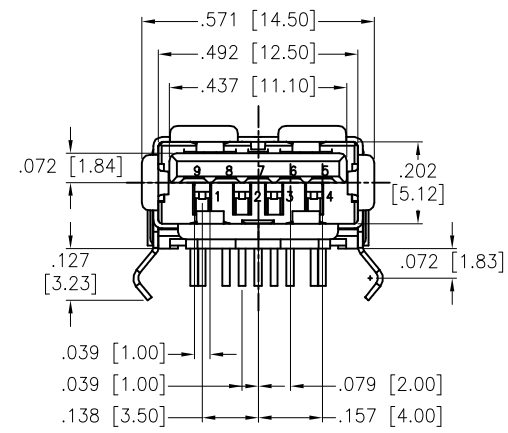


APPROVED: _____
 DATE: _____ TITLE: _____

Rev	AWO #	Description	Date	Appr
-		RELEASED	12/18/09	
A		UPDATED DRAWING	11/6/18	HR/MY
B		UPDATED SPEC.	12/23/19	AY/RT



RECOMMENDED PCB LAYOUT



SPECIFICATIONS:

Material:
 Insulator: PBT, glass reinforced, rated UL 94V-0
 Insulator color: Blue
 Contacts: Copper Alloy
 Shell: Brass, Nickel plated
 Plating:
 Gold flash over Nickel underplate on contact area,
 Tin over Nickel underplate on solder tails.
 Electrical:
 Current rating: 1.8 AMP @ 250VAC
 voltage rating: 30 Vrms max
 Contact resistance: 30 mohms max
 Insulation resistance: 100 Mohms min @ 500 VDC
 Dielectric withstanding voltage: 100 VAC, Test Time: 1 SEC min
 Temperature Rating:
 Operating temperature: -40°C to +85°C
 Environmental:
 Lead free, RoHS compliant.



PIN NO.	1	2	3	4	5	6	7	8	9
SIGNAL NAME	VBUS	D-	D+	GND	SSRX-	SSRX+	GND_DRAIN	SSTX-	SSTX+
REMARK	USB2.0 CONTACT PIN				USB3.0 CONTACT PIN				

CONNECTOR PIN SIGNAL NAME

UNLESS OTHERWISE SPECIFIED ALL DIMENSIONS ARE INCHES [MM] TOLERANCES: EXCEPT AS NOTED		
INCHES HOLES		
.X ± .10	Ø.X ± .10	
.XX ± .020	Ø.XX ± .015	
.XXX ± .015	Ø.XXX ± .010	
APPROVALS		DATE
DRAWN	DY	12/18/09
CHECKED		
APPROVED		

ADAM TECH INTERCONNECTS 909 Rahway Avenue,
 Union, NJ 07083
 Phone: 908-687-5000
 Fax: 908-687-5710

TITLE: UNIVERSAL SERIAL BUS, TYPE A
 FEMALE, RIGHT ANGLE, DIP TYPE

SIZE X	PART NO. USB-A3-S-RA	REV. B
REF: S00005C	SCALE: NTS	SHEET 1 OF 1