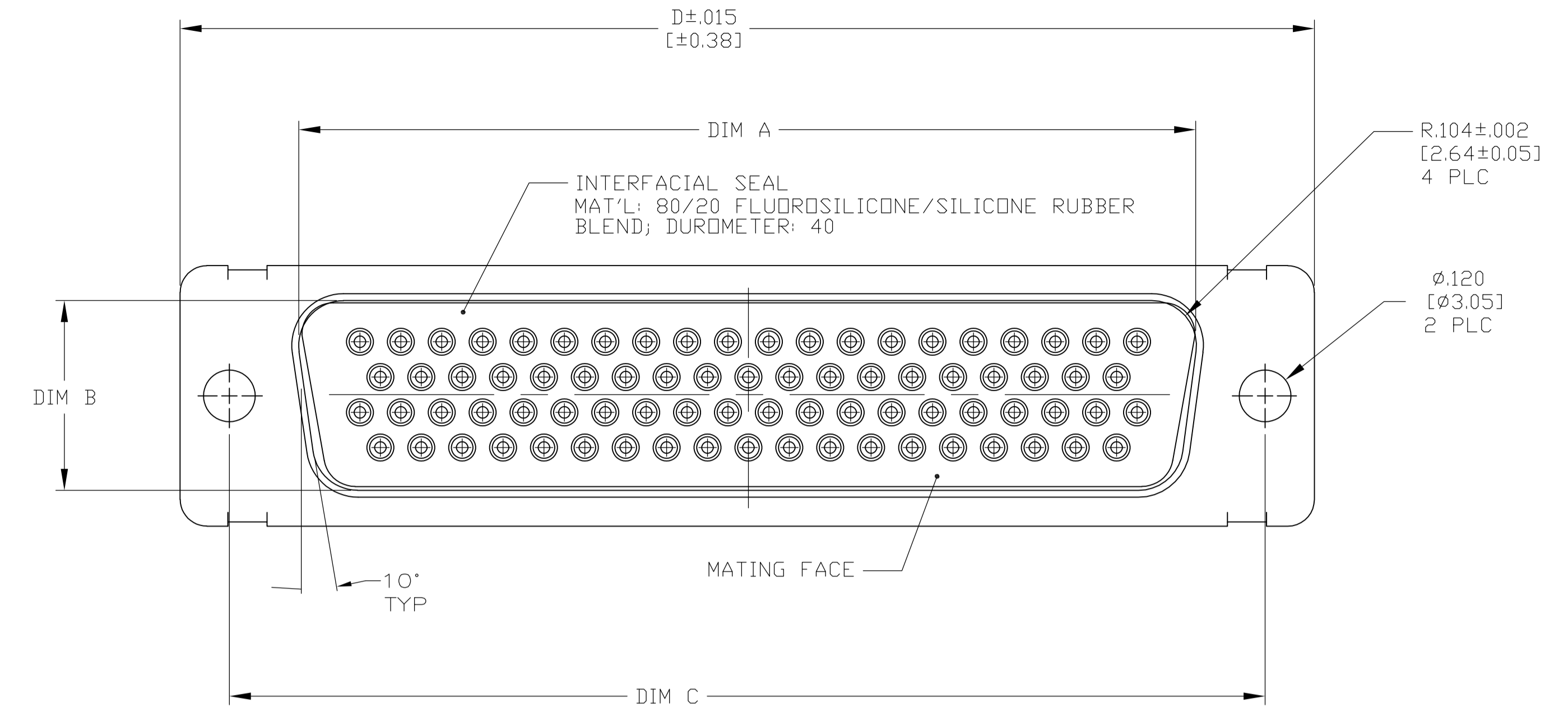
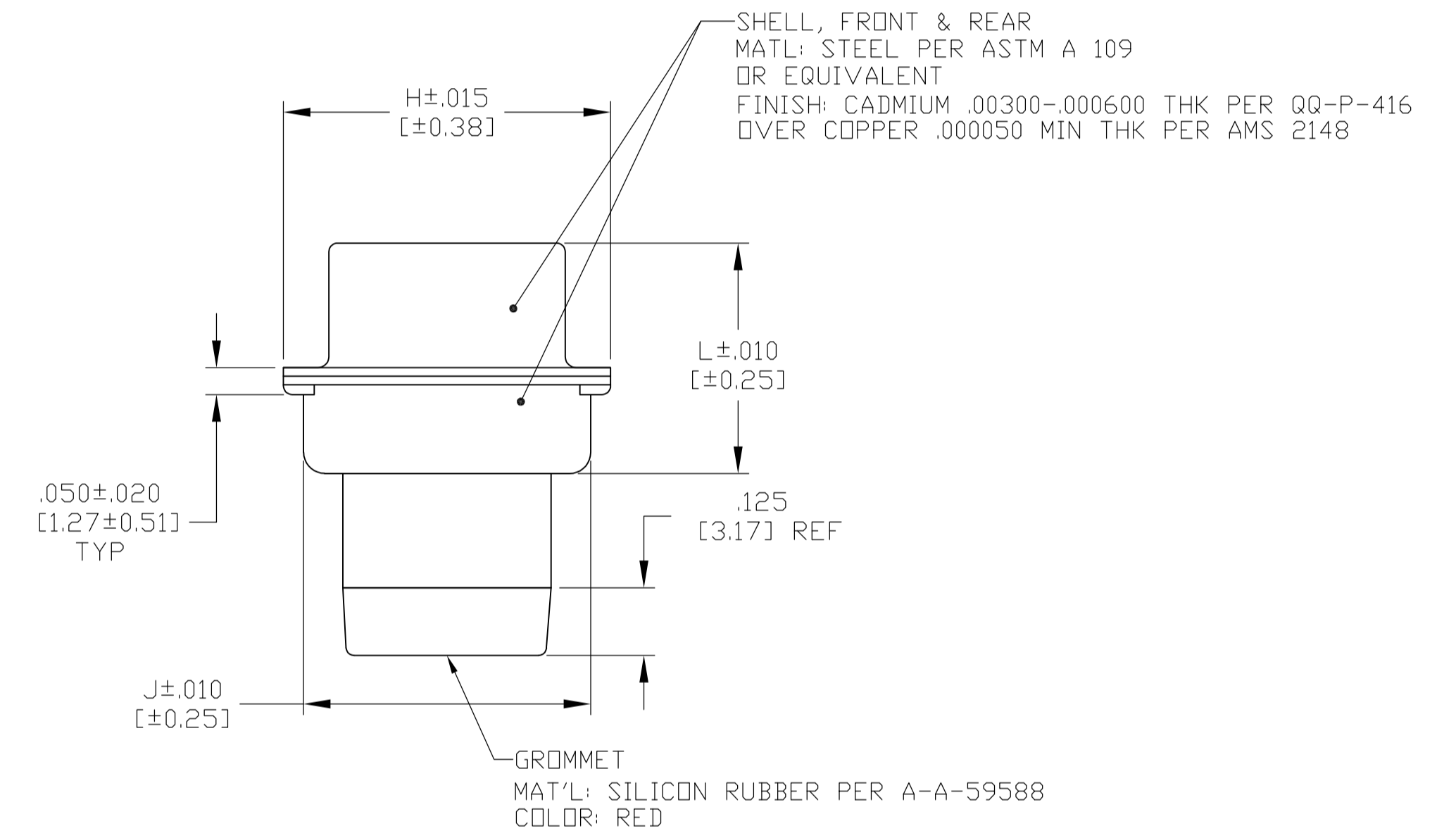
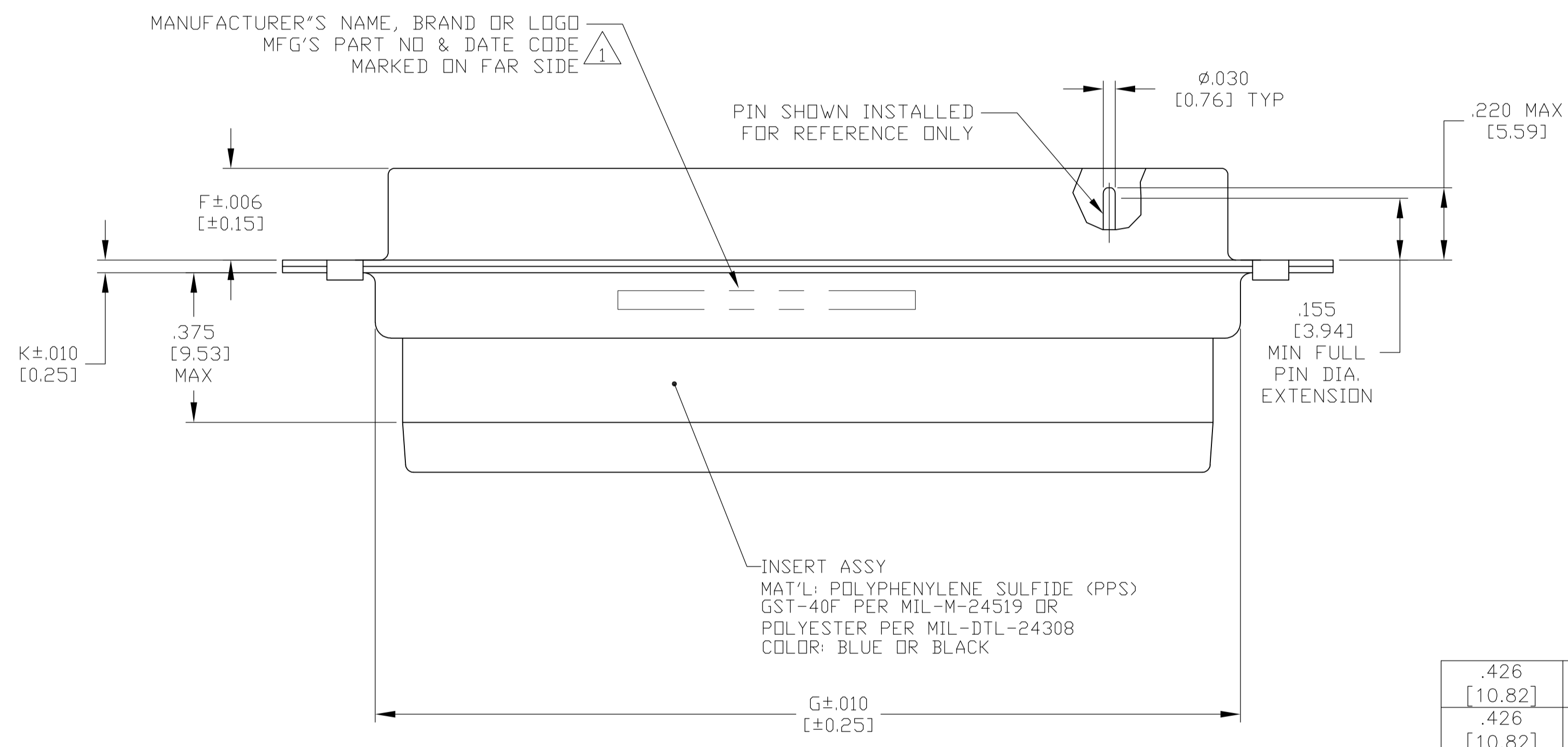


REVISIONS					
P	LTR	DESCRIPTION	DATE	DMN	APVD
D1	REV PER ECO	17-011144	8-16-17	CT	DM



- MARKED WITH .047 [1.19] HIGH CHARACTERS. FAR SIDE REFERS TO WIDE SIDE OF KEYSTONE, NEAR SIDE REFERS TO NARROW SIDE OF KEYSTONE.
- THIS ASSEMBLY IS DESIGNED TO CONFORM TO THE LATEST ISSUE OF MIL-DTL-24308.
- MAXIMUM WIRE INSULATION USED WITH THIS CONNECTOR IS .054 [1.37] DIAMETER WITH GROMMET
- METAL RETENTION CLIPS ARE INCLUDED IN INSERTS.
- THIS PLUG WILL MATE WITH ANY RECEPTACLE CONNECTOR WITH THE SAME INSERT ARRANGEMENT.
- CONTACTS ARE PACKAGED SEPARATELY AND SHIPPED WITH CONNECTOR.
- EPOXY IS APPLIED BETWEEN FRONT & REAR SHELLS AND INSERT.
- FOR CONTACT CRIMPING AND CONTACT INSTALLATION AND REMOVAL REFER TO TE I.S. 408-7516.
- INTERFACIAL SEAL IS BONDED TO FRONT INSERT.



.426	.039	.596	.668	2.302	.230	2.729	2.500	.503	2.212	104	1-2221860-6
[10.82]	[0.99]	[15.14]	[16.97]	[58.47]	[5.84]	[69.32]	[63.50]	[12.78]	[56.18]		
.426	.039	.534	.605	2.178	.230	2.635	2.406	.441	2.079	78	1-2221860-5
[10.82]	[0.99]	[13.56]	[15.37]	[55.32]	[5.84]	[66.93]	[61.11]	[11.20]	[52.81]		
.426	.039	.422	.494	2.272	.230	2.729	2.500	.329	2.182	62	1-2221860-4
[10.82]	[0.99]	[10.72]	[12.55]	[57.71]	[5.84]	[69.32]	[63.50]	[8.36]	[55.42]		
.426	.039	.422	.494	1.625	.230	2.088	1.852	.329	1.534	44	1-2221860-3
[10.82]	[0.99]	[10.72]	[12.55]	[41.27]	[5.84]	[53.03]	[47.04]	[8.36]	[39.96]		
.422	.030	.422	.494	1.083	.235	1.541	1.312	.329	.994	26	1-2221860-2
[10.72]	[0.76]	[10.72]	[12.55]	[27.51]	[5.97]	[39.14]	[33.32]	[8.36]	[25.25]		
.422	.030	.422	.494	.759	.235	1.213	.984	.329	.666	15	1-2221860-1
[10.72]	[0.76]	[10.72]	[12.55]	[19.28]	[5.97]	[30.81]	[24.99]	[8.36]	[16.92]		
.426	.039	.596	.668	2.302	.230	2.729	2.500	.503	2.212	104	2221860-6
[10.82]	[0.99]	[15.14]	[16.97]	[58.47]	[5.84]	[69.32]	[63.50]	[12.78]	[56.18]		
.426	.039	.534	.605	2.178	.230	2.635	2.406	.441	2.079	78	2221860-5
[10.82]	[0.99]	[13.56]	[15.37]	[55.32]	[5.84]	[66.93]	[61.11]	[11.20]	[52.81]		
.426	.039	.422	.494	2.272	.230	2.729	2.500	.329	2.182	62	2221860-4
[10.82]	[0.99]	[10.72]	[12.55]	[57.71]	[5.84]	[69.32]	[63.50]	[8.36]	[55.42]		
.426	.039	.422	.494	1.625	.230	2.088	1.852	.329	1.534	44	2221860-3
[10.82]	[0.99]	[10.72]	[12.55]	[41.27]	[5.84]	[53.03]	[47.04]	[8.36]	[39.96]		
.422	.030	.422	.494	1.083	.235	1.541	1.312	.329	.994	26	2221860-2
[10.72]	[0.76]	[10.72]	[12.55]	[27.51]	[5.97]	[39.14]	[33.32]	[8.36]	[25.25]		
.422	.030	.422	.494	.759	.235	1.213	.984	.329	.666	15	2221860-1
[10.72]	[0.76]	[10.72]	[12.55]	[19.28]	[5.97]	[30.81]	[24.99]	[8.36]	[16.92]		
DIM L	DIM K	DIM J	DIM H	DIM G	DIM F	DIM D	DIM C	DIM B	DIM A	NO. OF POSITIONS	PART NUMBER

THIS DRAWING IS A CONTROLLED DOCUMENT.

DIMENSIONS: INCHES  
 TOLERANCES UNLESS OTHERWISE SPECIFIED:  
 0 PLC ± -  
 1 PLC ± -  
 2 PLC ± -  
 3 PLC ± .005 [0.13]  
 4 PLC ± -  
 ANGLES ± 1°

MATERIAL: SEE CALLOUTS  
 FINISH: SEE CALLOUTS

BIN: C.C.THOMAS 10-14-14  
 CHK: C.DERRICK 10-14-14  
 APVD: C.DERRICK 10-14-14  
 PRODUCT SPEC: ---  
 APPLICATION SPEC: ---  
 WEIGHT: 0.000000  
 CUSTOMER DRAWING

NAME: PLUG ASSY, SIZE 1-6, IP67 SERIES 90, AMPLIMITE WITH IF SEAL AND GROMMET  
 SIZE: A1  
 CAGE CODE: 00779  
 DRAWING NO: 2221860  
 RESTRICTED TO: ---  
 SCALE: 4:1  
 SHEET: 1 of 1  
 REV: D1

**STE** TE Connectivity