

5-103946-3 ✓ ACTIVE

AMPMODU | AMPMODU MTE

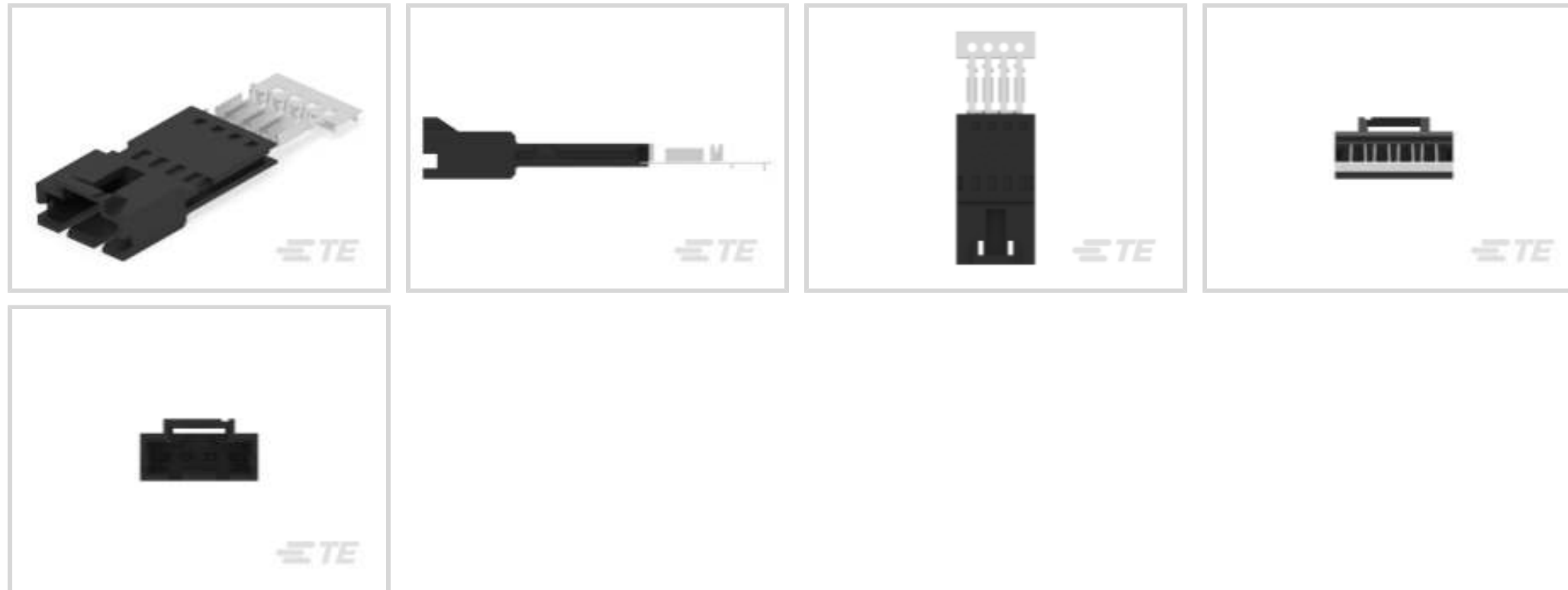
TE Internal #: 5-103946-3

Connector Assembly, Plug, Wire-to-Board, 4 Position, .1 in [2.54 mm] Centerline, Crimp / Insulation Displacement (IDC), 1 Row, Black, AMPMODU MTE

[View on TE.com >](#)



Connectors > PCB Connectors > Wire-to-Board Connectors > Wire-to-Board Connector Assemblies & Housings



Connector Product Type: **Connector Assembly**

Connector & Housing Type: **Plug**

Connector System: **Wire-to-Board**

Number of Positions: **4**

Centerline (Pitch): **2.54 mm [.1 in]**

## Features

### Product Type Features

Connector Product Type	Connector Assembly
Connector & Housing Type	Plug
Connector System	Wire-to-Board
Sealable	No
Connector & Contact Terminates To	Wire & Cable

### Configuration Features

Number of Positions	4
Number of Rows	1

### Electrical Characteristics

Termination Resistance	15 mΩ
Insulation Resistance	5000 MΩ
Dielectric Withstanding Voltage (Max)	600 V
Operating Voltage	267 V

### Body Features



Primary Product Color	Black
-----------------------	-------

### Contact Features

Contact Layout	Inline
----------------	--------

Contact Type	Pin
--------------	-----

PCB Contact Termination Area Plating Material	Tin
---	-----

Contact Base Material	Phosphor Bronze
-----------------------	-----------------

Contact Current Rating (Max)	3 A
------------------------------	-----

### Termination Features

Termination Method to Wire & Cable	Crimp, Insulation Displacement (IDC)
------------------------------------	--------------------------------------

### Mechanical Attachment

Strain Relief	With
---------------	------

Panel Mount Feature	Without
---------------------	---------

PCB Mount Retention	Without
---------------------	---------

Mating Retention Type	Latch
-----------------------	-------

Mating Retention	With
------------------	------

Connector Mounting Type	Cable Mount (Free-Hanging)
-------------------------	----------------------------

### Housing Features

Housing Material	Thermoplastic
------------------	---------------

Centerline (Pitch)	2.54 mm[.1 in]
--------------------	----------------

### Dimensions

Connector Length	5.03 mm[1.98 in]
------------------	------------------

Connector Height	.66 mm[.26 in]
------------------	----------------

Wire Size	.12 – .4 mm <sup>2</sup>
-----------	--------------------------

Row-to-Row Spacing	2.54 mm[.1 in]
--------------------	----------------

### Usage Conditions

Operating Temperature Range	-65 – 105 °C[-85 – 221 °F]
-----------------------------	----------------------------

### Operation/Application

Circuit Application	Signal
---------------------	--------

### Industry Standards

Glow Wire Rating	Standard Part - Not Glow Wire
------------------	-------------------------------

Approved Standards	CSA LR7189, UL E28476
--------------------	-----------------------



UL Flammability Rating	UL 94V-0
------------------------	----------

### Packaging Features

Packaging Quantity	4
Packaging Method	Tube

### Other

Discrete Wire Connector Comment	Maximum insulation diameter is 1.14 [.045] for Pneumatic Terminators., Ribbon Cable Notched handles 22-28 AWG
---------------------------------	---

### Product Compliance

[For compliance documentation, visit the product page on TE.com>](#)

EU RoHS Directive 2011/65/EU	Compliant
EU ELV Directive 2000/53/EC	Compliant
China RoHS 2 Directive MIIT Order No 32, 2016	No Restricted Materials Above Threshold
EU REACH Regulation (EC) No. 1907/2006	Current ECHA Candidate List: JUNE 2023 (235) Candidate List Declared Against: JAN 2023 (233) Does not contain REACH SVHC
Halogen Content	Not Low Halogen - contains Br or Cl > 900 ppm.
Solder Process Capability	Not applicable for solder process capability

#### Product Compliance Disclaimer

This information is provided based on reasonable inquiry of our suppliers and represents our current actual knowledge based on the information they provided. This information is subject to change. The part numbers that TE has identified as EU RoHS compliant have a maximum concentration of 0.1% by weight in homogenous materials for lead, hexavalent chromium, mercury, PBB, PBDE, DBP, BBP, DEHP, DIBP, and 0.01% for cadmium, or qualify for an exemption to these limits as defined in the Annexes of Directive 2011/65/EU (RoHS2). Finished electrical and electronic equipment products will be CE marked as required by Directive 2011/65/EU. Components may not be CE marked. Additionally, the part numbers that TE has identified as EU ELV compliant have a maximum concentration of 0.1% by weight in homogenous materials for lead, hexavalent chromium, and mercury, and 0.01% for cadmium, or qualify for an exemption to these limits as defined in the Annexes of Directive 2000/53/EC (ELV). Regarding the REACH Regulation, the information TE provides on SVHC in articles for this part number is based on the latest European Chemicals Agency (ECHA) 'Guidance on requirements for substances in articles' posted at this URL: <https://echa.europa.eu/guidance-documents/guidance-on-reach>

### Compatible Parts



TE Part # 58074-1  
MTA 50/100/156 MANUAL TOOL  
FRAME

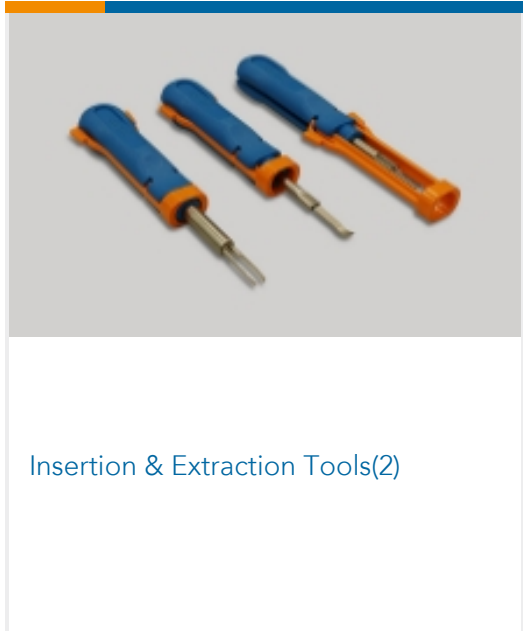


TE Part # 843477-1  
TOOL, EXTRACTION RESET



TE Part # 58336-1  
HEAD (IDC) MODU MTE W/O TL

Also in the Series | **AMPMODU MTE**




Insertion & Extraction Tools(2)




PCB Connector Shrouds(40)



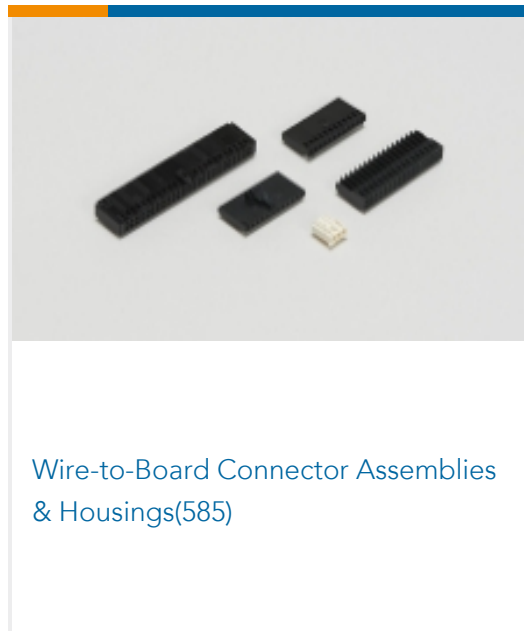
PCB Headers & Receptacles(763)




Ribbon Connector Accessories(1)



Standard Rectangular Connectors(2)



Wire-to-Board Connector Assemblies  
& Housings(585)



Wire-to-Board Connector Contacts(32)

Customers Also Bought



TE Part #1462052-6  
HF6 56=50OHM140MW12V MONO



TE Part #2-2176070-9  
3521 150R 1% 2W



TE Part #2-1879075-5  
THS25 12R 5%




TE Part #91572-1  
CCII TYPE II REC 26-22 ASSY



TE Part #1-2198618-5  
Ni Pltd Plstic Backshell, 15 Way, 45 Deg



TE Part #1-1393194-3  
T77S1D3-05



TE Part #5-104505-6  
MTE PIN 22-26 AWG PLTD



TE Part #2-31090-1  
BUDG R 22-16 COMM 22-18 MIL 5



TE Part #5-103957-3  
5X4 MTE RCPT SR LATCH .100CL



TE Part #5-103946-6  
3X7 MTE SHRD PIN SR POL .100CL

## Documents

### Product Drawings

[4X4 MTE SHRD PIN SR POL .100CL](#)

English

### CAD Files

Customer View Model

[ENG\\_CVM\\_5-103946-3\\_K.3d\\_igs.zip](#)

English

Customer View Model

[ENG\\_CVM\\_5-103946-3\\_K.3d\\_stp.zip](#)

English

Customer View Model

[ENG\\_CVM\\_5-103946-3\\_K.2d\\_dxf.zip](#)

English

[3D PDF](#)

English

By downloading the CAD file I accept and agree to the [Terms and Conditions](#) of use.

### Datasheets & Catalog Pages

[AMP MODU MTE Section of Catalog 1307819](#)

English

[AMPMODU\\_INTERCONNECTION\\_SYSTEM\\_SECTION5\\_CONT](#)

English

[AMPMODU MTE INTERCONNECT SYSTEM](#)

English

### Product Specifications

[Application Specification](#)

English