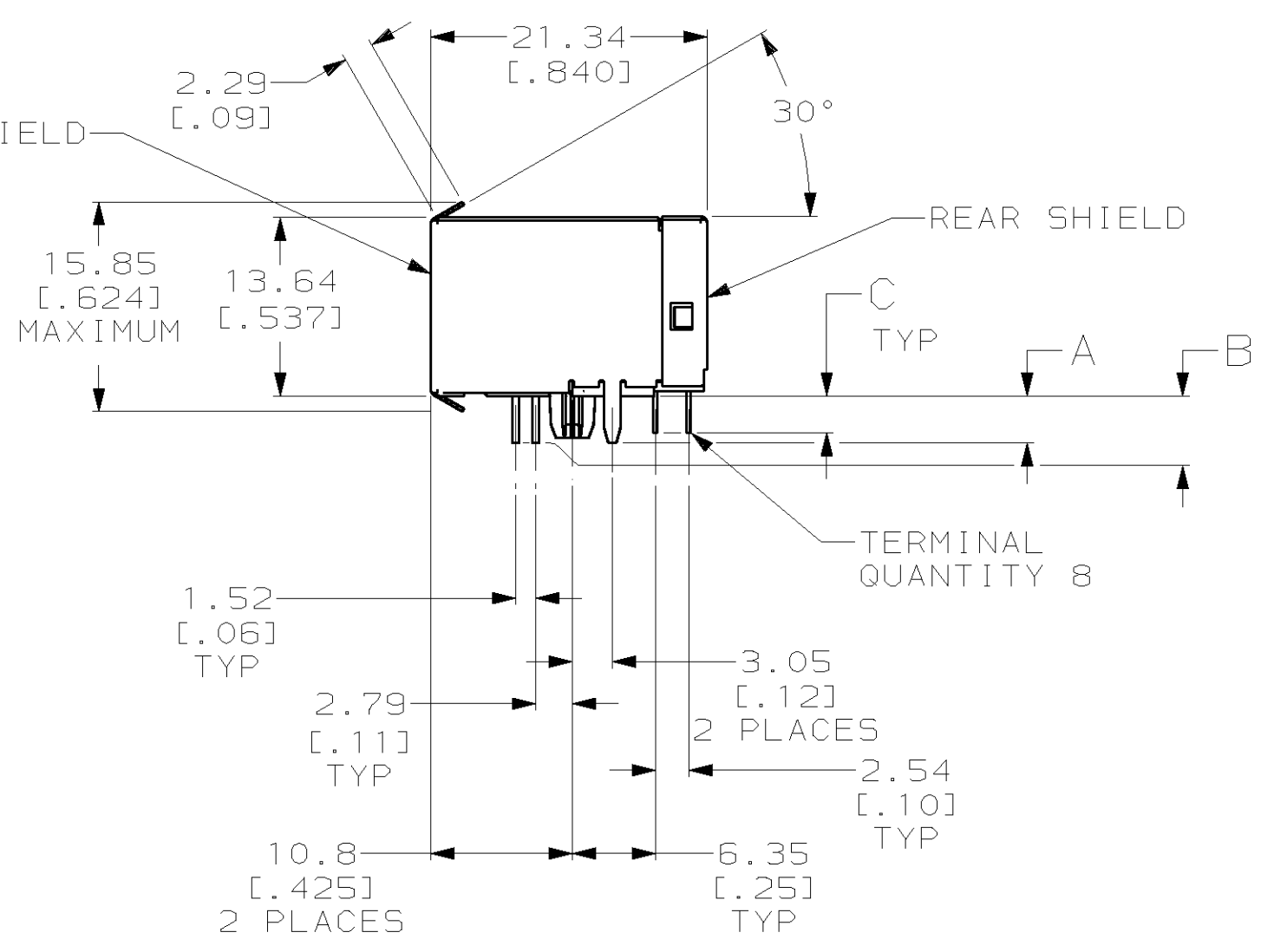
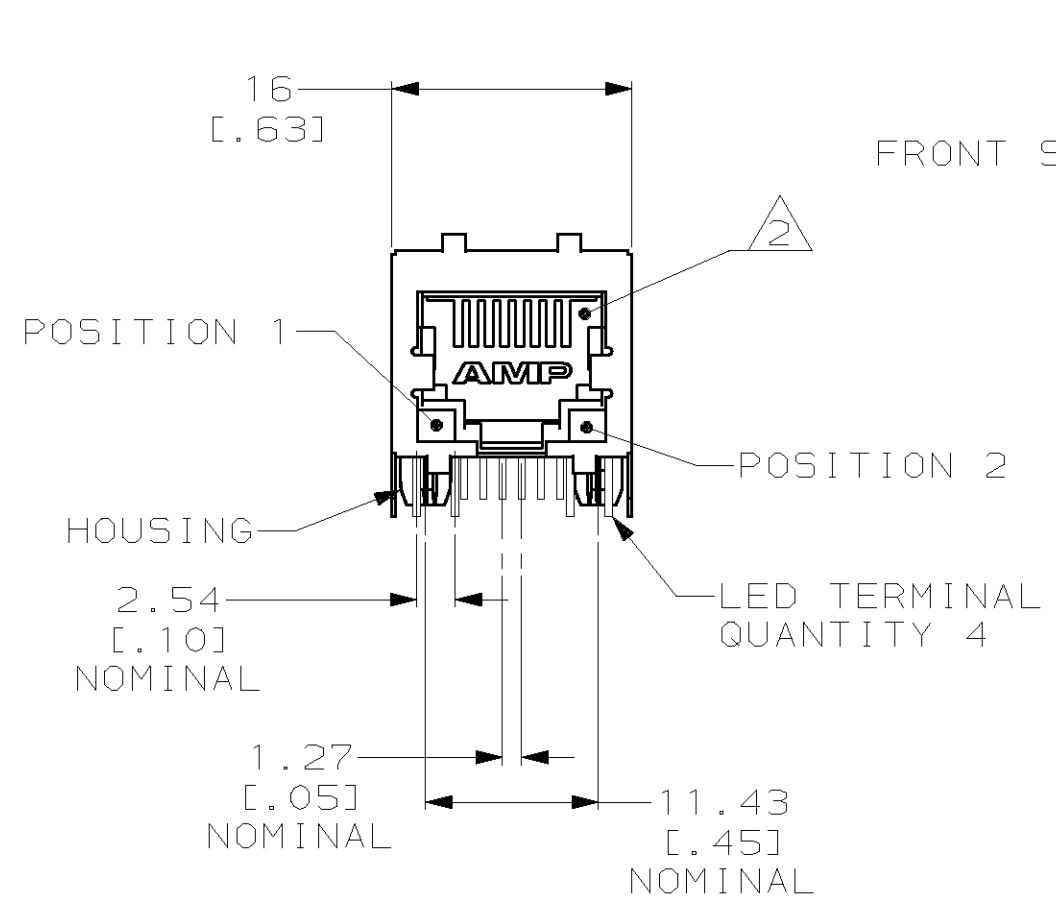
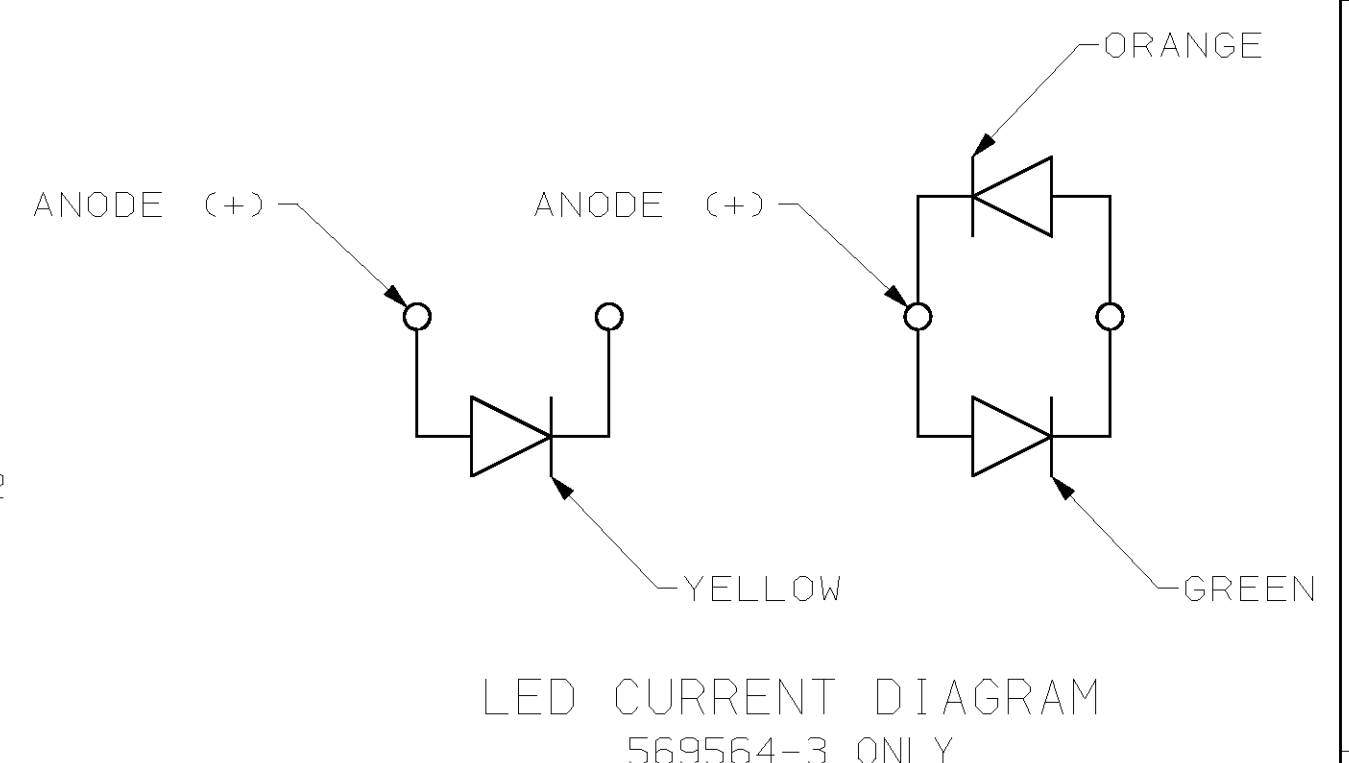
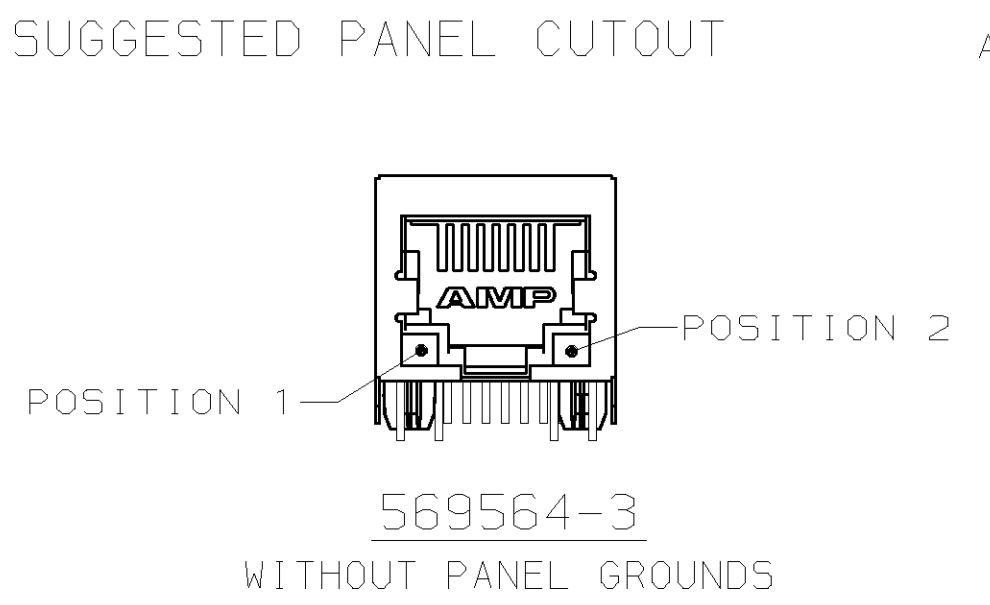
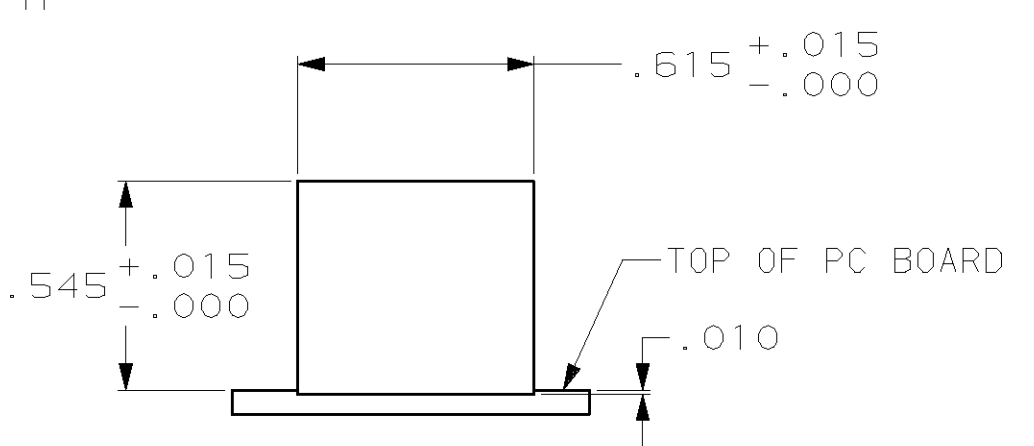
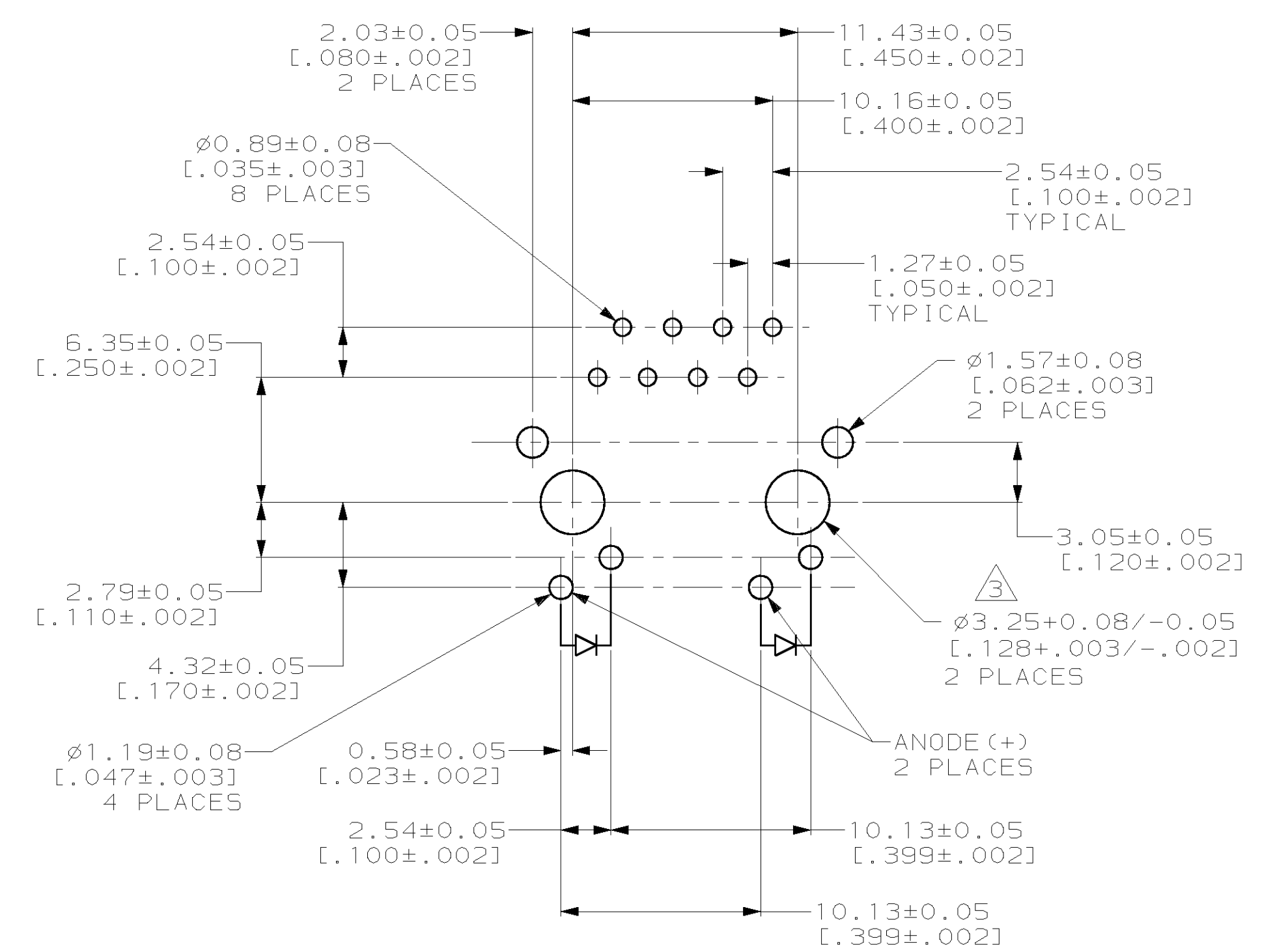


THIS DRAWING IS UNPUBLISHED. RELEASED FOR PUBLICATION
 (C) COPYRIGHT 19 BY AMP INCORPORATED. ALL RIGHTS RESERVED.

LOC	DIST	REVISIONS			
P	LTR	DESCRIPTION	DATE	DWN	APVD
AA	22	K	ADDED: -4 PER EC 0515-0283-02	08AUG02	DD EL



- 1 MATERIAL: HOUSING - HIGH TEMPERATURE NYLON THERMOPLASTIC, BLACK, UL94V-0. TERMINALS - 0.33[.013] THICK PH05 BRONZE PLATED WITH 1.27µm[.000050] MINIMUM THICK HARD GOLD IN LOCALIZED AREA AND 3.81µm[.000150] MINIMUM THICK TIN-LEAD IN SOLDER AREA OVER 1.27µm[.000050] MINIMUM THICK NICKEL UNDERPLATE. SHIELD - 0.254[.010] THICK COPPER ALLOY PLATED WITH 2.03µm[.000080] MINIMUM TIN-LEAD OVER 2.54µm[.000100] MINIMUM COPPER. LIGHT EMITTING DIODE (LED) - DIFFUSED EPOXY LENS, 0.51 x 0.51[.020 x .020] CARBON STEEL WIREFRAME LEADS PREPLATED WITH 2.04µm[.000080] MINIMUM SILVER OVER 1.02µm[.000040] MINIMUM NICKEL UNDERPLATE OVER 1.02µm[.000040] MINIMUM COPPER UNDERPLATE.
- 2 JACK CAVITY CONFORMS TO FCC RULES AND REGULATIONS, PART 68 SUBPART F.
- 3 USE #30 DRILL BIT OR 3.25mm DRILL BIT WHEN PRODUCING THESE PCB HOLES.
- 4. THIS MODULAR JACK WITH INTEGRATED LEDS IS NOT IR REFLOW SOLDERING PROCESS COMPATIBLE.



C	B	A	LED COLOR		PART NUMBER
			POSITION 1	POSITION 2	
2.79 [.11]	3.56 [.14]	4.06 [.16]	GREEN	GREEN	569564-4
2.50 [.10]	2.50 [.10]	3.00 [.12]	YELLOW	GREEN/ORANGE	569564-3
2.79 [.11]	3.56 [.14]	4.06 [.16]	RED	YELLOW	569564-2
2.79 [.11]	3.56 [.14]	4.06 [.16]	GREEN	YELLOW	569564-1

SUPERSEDED BY 569564-1

THIS DRAWING IS A CONTROLLED DOCUMENT.

DWN T. SPRINKLE 06-SEP-95	AMP Incorporated Harrisburg, PA 17105-3608
CHK C. WHITT 27-SEP-95	
APVD J. TONEY 04-OCT-95	
NAME	
DIMENSIONS: mm [INCHES]	PRODUCT SPEC 108-1163
TOLERANCES UNLESS OTHERWISE SPECIFIED:	APPLICATION SPEC 114-2154
0 PLC ±	SIZE CAGE CODE DRAWING NO
1 PLC ±	A2 00779 C-569564
2 PLC ±0.25[.01]	RESTRICTED TO
3 PLC ±0.13[.005]	SCALE 2:1 SHEET 1 OF 1 REV K
4 PLC ±	
ANGLES ±	
FINISH	
MATERIAL	CUSTOMER DRAWING

569564