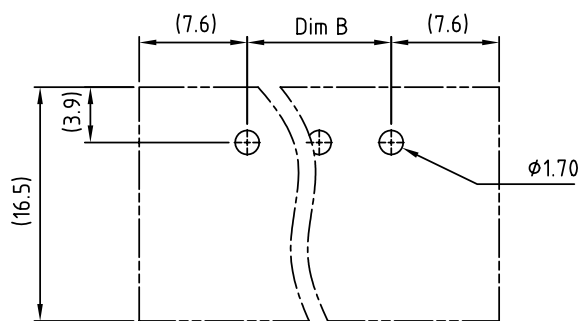
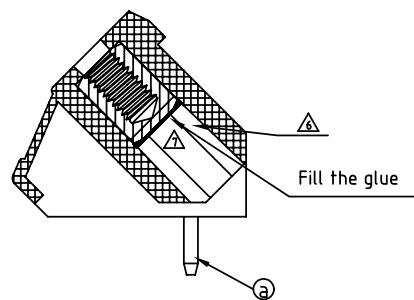
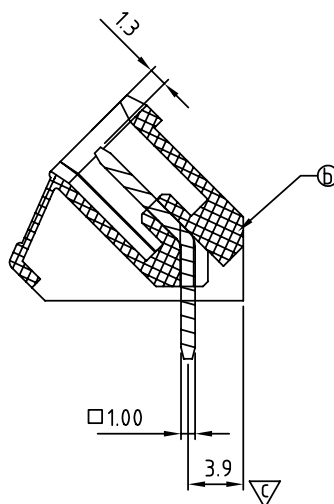
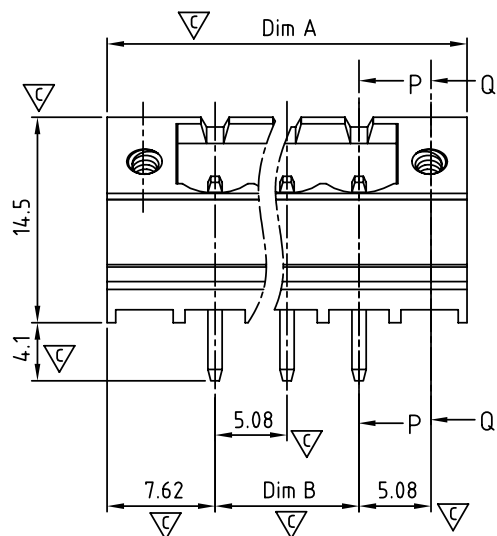


$$\text{DimA} = (N+2) \times 5.08$$

$$\text{DimB} = (N-1) \times 5.08$$

N=NUMBER OF POLES

POLES	TOL
2p-6p	+0.15/-0.15
7p-12p	+0.20/-0.20
13p-18p	+0.30/-0.30
19p-24p	+0.40/-0.40



RECOMMENDED PCB LAYOUT

SIGN	DATE	DESCRIPTION	APPROVER
△	8/07'06	Added VDE and TUV standard	Liang ren song
△	1/27'07	Soldering temperature changed from 245° to 250°	Tony
△	6/19'08	Operating temperature is changed	Marvin
△	10/27'09	with flange is changed	Marvin
△	12/29'10	The material is changed from Brass to Copper	Jacke
△	12/29'10	The design is changed	Chen bo
△	4/28'12	Flanged Nut is changed	Guoxue

THIS IS CAD DRAWING, DO NOT REVISE MANUALLY!!!

Material:

- △ ● Item ③ Male contact pin: Copper Tin plated
- Item ④ Terminal (housing): Thermoplastic (UL94V-0)
- Item ⑤ With flange nut: Brass ,M2.5
- △ Electrical: cULus /VDE/TUV
- Voltage rating: 300V/300V/300V
- Current rating: 15A/17A/20A
- Withstanding Voltage: 1.6 KV/2.5KV/2.5KV
- △ ● Operating temperature: -40°C to +115°C
- △ ● Soldering temperature: 250°C±10°C/5 Sec
- Safety Approval:
- Critical dimension: ∇

VK xx 5 2 x 0 xxxx G

No. OF POLES
02: 2 POLES
:
24: 24 POLES

COLOR

- 0 Black (RAL9005)
- 2 Red (RAL3001/D)
- 3 Orange(RAL2011/P)
- 4 Yellow(RAL1018/A)
- 5 Green(RAL6018/T)
- 6 Blue (RAL5015/A)
- 8 Grey(RAL7035/D)

G RoHS compliant (lead<4%)
In copper Alloy
0000: "@ " Logo
000A: "ANYTEK" Logo
Any special item by customer request.
please contact sales department.

ANYTEK

CUSTOMER COPY

ALL RIGHTS RESERVED. REPRODUCTION OR ISSUE TO THIRD PARTIES IN ANY FORM WHATSOEVER IS NOT PERMITTED WITHOUT WRITTEN AUTHORITY FROM THE PROPRIETOR. PROPERTY OF ANYTEK TECHNOLOGY CO., LTD

TITLE		VK-5.08 Series With flange type		
PART NO.	VKxx52x0xxxxG	DWG NO.	8VK0303	
APPROVED	CHECKED	DESIGNED	DRAWN	CUST NO.
		Guoxue 2012.04.28	Guoxue 2012.04.28	
				Tolerance
				X. ±0.50
				X.X ±0.30
				X.XX ±0.10
				X° ±1°
SHEET: 01/01				REV.: G