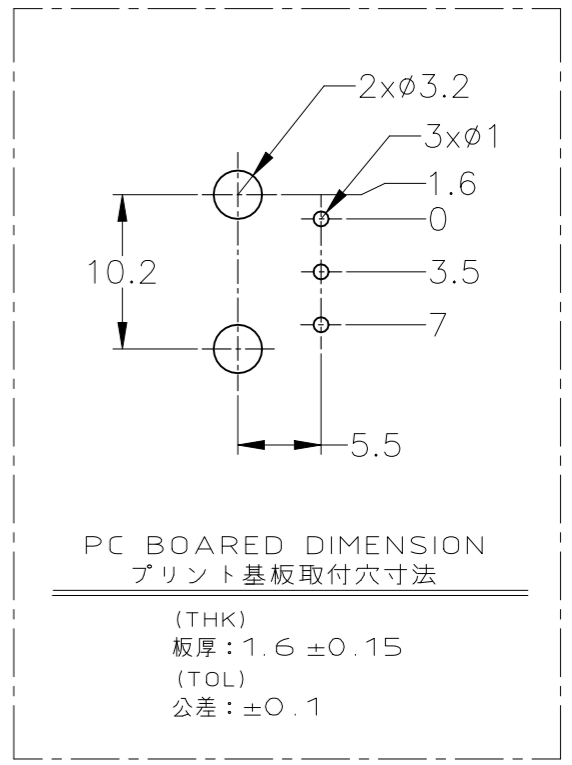
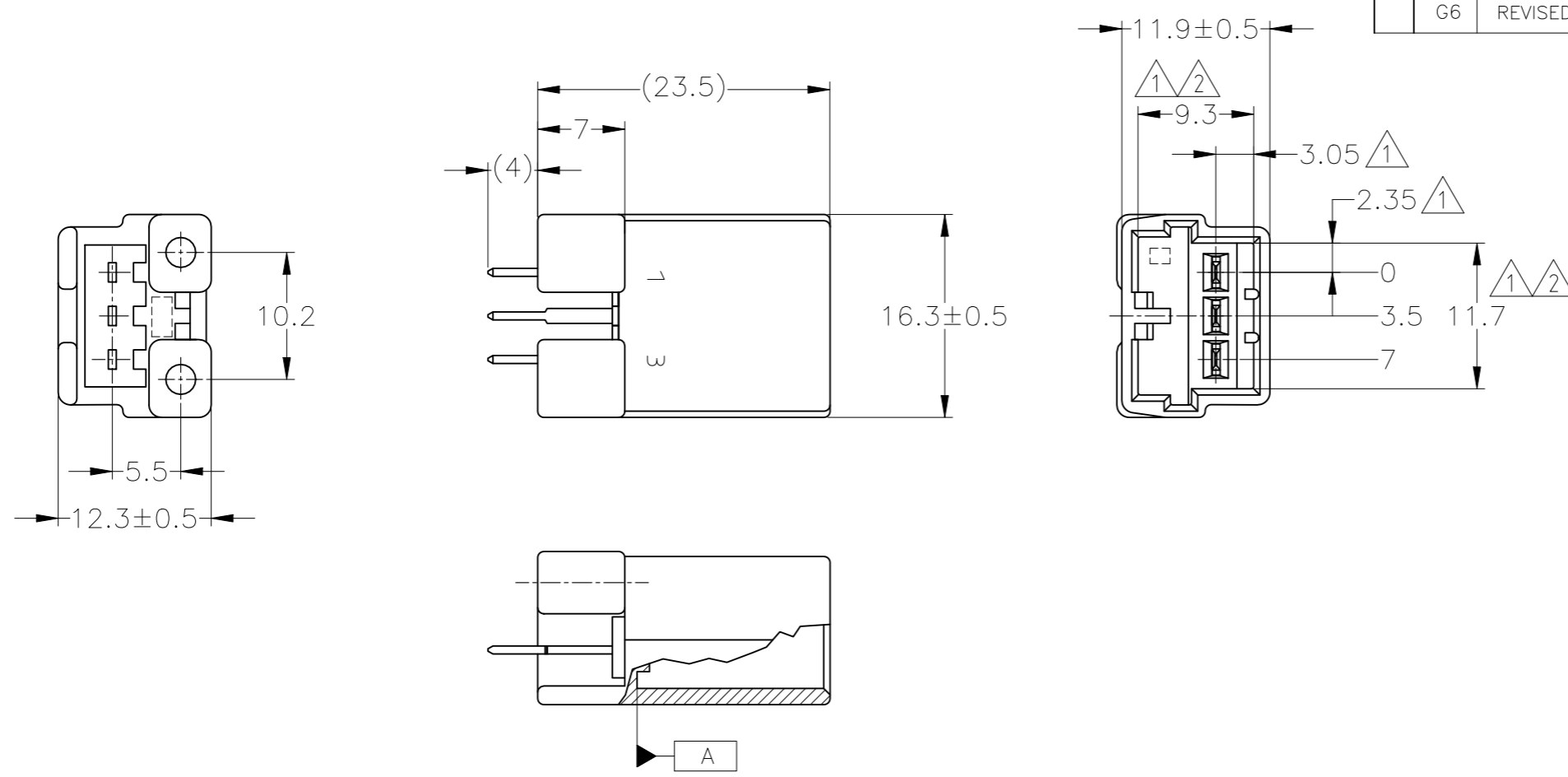
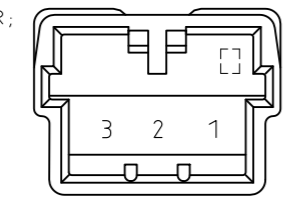


REVISIONS 変更					
P	LTR	DESCRIPTION	DATE	DWN	APVD
G5	REVISED	ECR-16-003276	05SEP2016	KF	HY
G6	REVISED PER	ECR-22-154022	24NOV2022	RK	MT



- ① TO BE MEASURED BETWEEN [A] AND 2
- ② TO BE MATED WITH PLUG HSG SMOOTHLY
- ③ TO BE USE M3 TAPPING SCREW JIS B1115 OR 1122 (TYPE2 OR 4) BEFORE SOLDER (TIGHTENING TORQUE; 0.8N-m MAX.)
- ④ APPLIED PLUG HSG P/N ; 174921
- ⑤ CIRCUIT NUMBER;



- ① [A] 面から2mmの範囲で測定
- ② 相手ハウジングと所定の機能を満たして嵌合できること
- ③ プリント基板への取付けは JIS-B1115又は1122, M3×6ナベ (2種又は4種)のタッピングネジで締付けた後ハンダ付けする (締付トルク; 0.8N-m 以下)
- ④ 嵌合相手ハウジング型番: 174921
- ⑤ 回路番号: 上図参照のこと

TOLERANCE UNLESS OTHERWISE SPECIFIED: 一般公差	
0 < x ≤ 10	±0.2
10 < x ≤ 30	±0.25
30 < x ≤ 100	±0.3
ANGLE ; 角度	±3°

THIS DRAWING IS A CONTROLLED DOCUMENT.	
DIMENSIONS: mm	TOLERANCES UNLESS OTHERWISE SPECIFIED:
	0 PLC ± -
	1 PLC ± -
	2 PLC ± -
	3 PLC ± -
	4 PLC ± -
	ANGLES ± -
MATERIAL PBT 黄銅 (BRASS)	FINISH SEE TABLE

OBSOLETE	SELECTIVE TIN (MATTE)	SELECTIVE GOLD x 3	1~3	NATURAL 自然色	3-5174953-1
	SELECTIVE-TIN	PRE-TIN x 3	-	NATURAL 自然色	4-174953-1
OBSOLETE	TIN-LEAD	SELECTIVE GOLD x 1	2	NATURAL 自然色	2-174953-1
		PRE-TIN x 2	-	NATURAL 自然色	1-174953-1
OBSOLETE		PRE-TIN x 3	-	NATURAL 自然色	174953-3
	SELECTIVE TIN (MATTE)	SELECTIVE-TIN x 3 (BRIGHT)	-	NATURAL 自然色	174953-3
		PRE-TIN x 3	-	BLACK 黒色	174953-2
	SOLDERING SIDE 半田付け部	CONTACT SIDE 接触部側		GOLD PLATED CIRCUIT NO. 金めっき回路番号	COLOR 色
	CONTACT FINISH コンタクト仕上				PART NUMBER 製品型番

DWN A. YAMAGUCHI 17APR01		TE Connectivity	
CHK M. TSUKAKOSHI 17APR01			
APVD M. TSUKAKOSHI 17APR01		NAME	
PRODUCT SPEC 108-5216		.070 SRS MLC 3POSITION CAP HOUSING(W-B V-TYPE) ASSEMBLY	
APPLICATION SPEC		SIZE	CAGE CODE
WEIGHT 3 g		DRAWING NO A300779 C-174953	
CUSTOMER DRAWING		RESTRICTED TO	
SCALE 2:1		SHEET 1 OF 1	REV G6