



LC78_1.0 series

Wide Input Non-Isolated & Regulated, Single Output

Switching Regulator

- ⊕ Cost Effective Switching Regulator
- ⊕ Low Profile (L*W*H = 11.6*6.0*10.2)
- ⊕ Wide 4.5V to 42V Operating Input Range
- ⊕ Efficiency up to 93%
- ⊕ Compatible with LM78 Pin-Out
- ⊕ Short Circuit Protection (SCP)
- ⊕ No Heat Sink Required
- ⊕ Low Ripple and Noise
- ⊕ Low Quiescent Current (No Load) 200uA typ.

The LC78_1.0 series cost effective high efficiency switching regulators are ideally suited to replace LM78xx linear regulators and are pin compatible.

Example:
LC78_05-1.0
 LC78 = Series; 05 = 5Vout; 1.0 = 1.0A



Common specifications	
Short circuit protection:	Continuous, automatic recovery
Temperature rise at full load:	40°C MAX
Cooling:	Free air convection
Operation temperature range:	-40°C~+85°C
Storage temperature range:	-55°C ~+125°C
Lead temperature:	300°C MAX, 1.5mm from case for 10 sec
Operating case temperature:	100°C MAX
Temperature coefficient:	-40°C to +85°C ambient 0.015%/°C TYP
Storage humidity range:	< 95%
MTBF (using MIL-HDBK-217F):	+25°C 2068x10 ³ hours +60°C 975x10 ³ hours
Packing quantities:	42pcs per Tube
Case material:	Non Conductive Black Plastic UL94-V0
Potting material:	Epoxy UL94-V0
Weight:	1.3g

Output specifications						
Item	Test conditions	Min	Typ	Max	Units	
Output voltage accuracy	Vin=min. to max. at full load			±3	%	
Line regulation	Vin= min. to max. at full load			0.4	%	
Load regulation	0% to 100% load			0.6	%	
Ripple + Noise	Vo=5.0VDC at 20MHz Bandwidth			60	mVp-p	
Dynamic load stability	100%-50% load			±150	mV	
Switching frequency			400		KHz	
No load input current				250	uA	
Thermal shutdown	Internal IC junction		150		°C	
Max capacitance load				220	uF	

Note:

1. All specifications measured at TA = 25°C, humidity <75%, nominal input voltage and rated output load unless otherwise specified.
2. Only typical models listed. If you need other model, please confirm the power, input voltage and output voltage, and then phone us.

Product Selection Guide

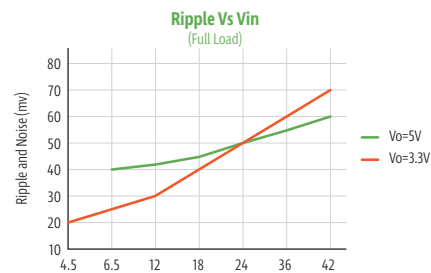
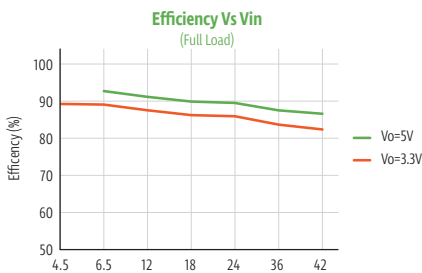
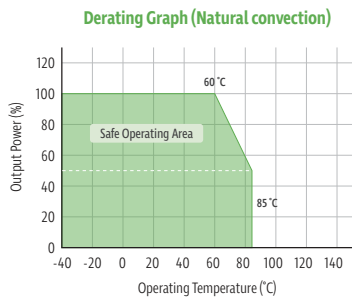
Part Number	Input Voltage Range [VDC]	Output Voltage [VDC]	Output Current [A]	Efficiency [Vin. min]	Efficiency [Vin. max]	Package
LC78_03-1.0	4.5-42	3.3	1.0	89	82	SIP3
LC78_05-1.0	6.5-42	5.0	1.0	93	86	SIP3
LC78_12-1.0	14-42	12	1.0	95	92	SIP3

Add suffix "L" for 90° bend pins, for example: LC78_03-1.0L

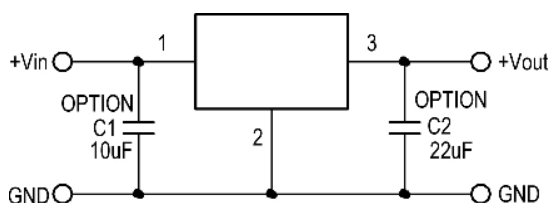
LC78_1.0 series

Wide Input Non-Isolated & Regulated, Single Output

Typical characteristics



Standard application circuit

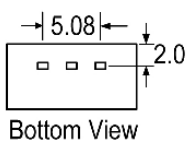
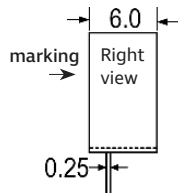
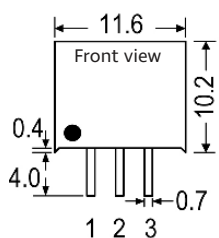


External capacitor table

Part number	C1 (Ceramic Capacitor)	C2 (Ceramic Capacitor)
LC78_03-1.0	10μF/50V	22μF/6.3V
LC78_05-1.0	10μF/50V	22μF/10V

Mechanical dimensions

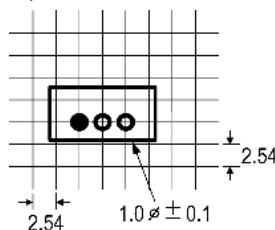
LC78_03-1.0 and LC78_05-1.0



Pin Connection	
Pin#	Out
1	+Vin
2	GND
3	+Vout

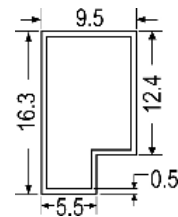
Footprint

Top view



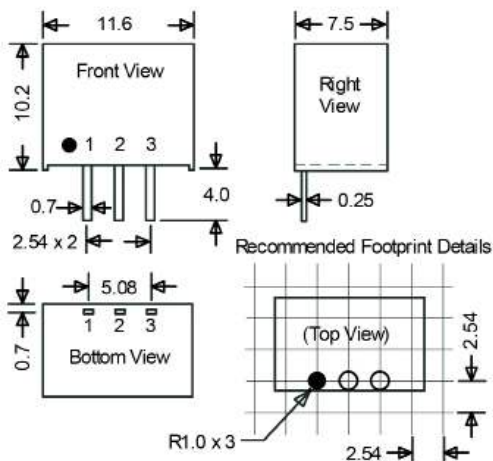
Tolerance:
XX.X ± 0.25 mm
XX.XX ± 0.15 mm

Tube outline



Note:
L = 520 ± 2 mm
Devices per tube quantity: 42 PCS

LC78_12-1.0



Bended pins version:

