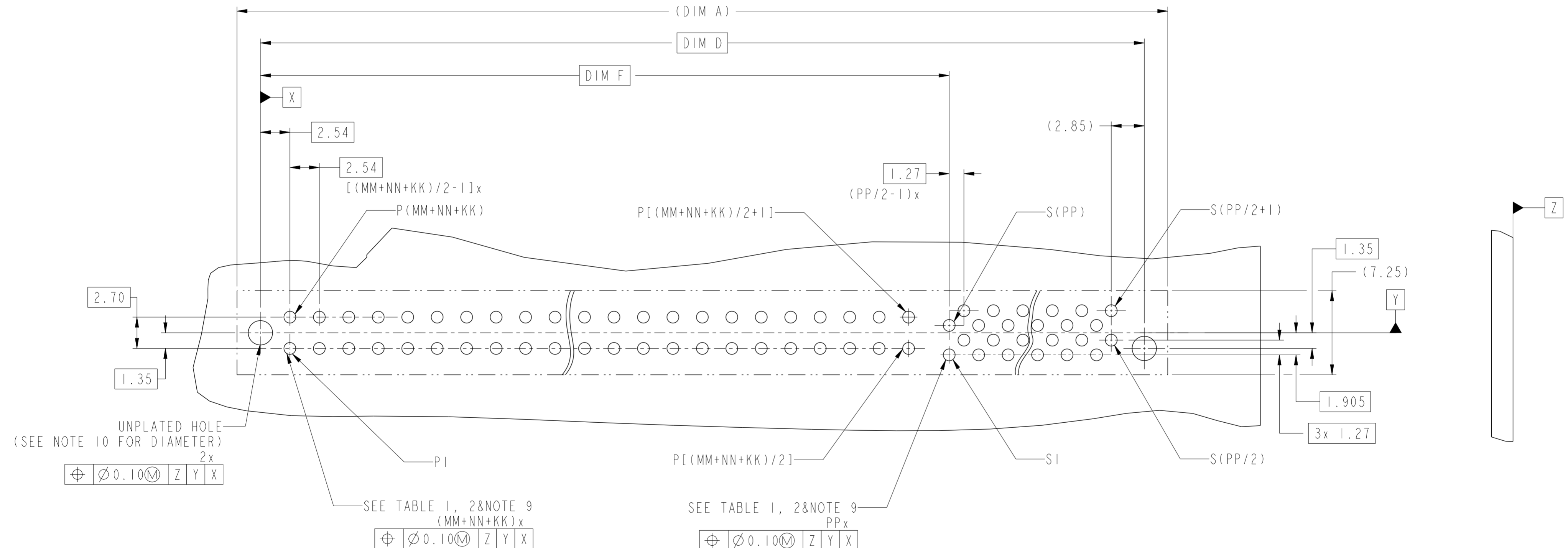


spec ref	-	dr	De-Ming Lu	2013/1103	projection	MM	size	A2	scale	4:1	
tolerance std	ISO 406 ISO 1101	eng	De-Ming Lu	2014/02/19			ecn no	-	rel level	Released	
TOLERANCES UNLESS OTHERWISE SPECIFIED		chr	-	apppr							Pei-Ming Zheng
surface	ISO 1302	linear	0.X	±0.5			title	VERT REC WITH ENHANCED WALLS		dwg no 10127905	rev A
		angular	0°	±2°	www.fci.com	cat. no.	Product - Customer Drw		sheet 1 of 4		

CONTACT TYPE	TOP LAYER DESCRIPTION	TABLE 1 (HPCE / SOLDER TAILS) PLATED THROUGH-HOLE REQUIREMENTS				
		DRILLED HOLE DIAMETER	COPPER THICKNESS	TIN-LEAD THICKNESS	TIN THICKNESS	FINISHED HOLE DIAMETER
POWER & SIGNAL	TIN-LEAD	1.10-1.16 (1.15 DRILL)	0.025 - 0.050	0.005 - 0.015	--	0.94 - 1.10
	IMMERSION TIN	1.10-1.16 (1.15 DRILL)	0.025 - 0.050	--	0.9 - 1.5um	0.94 - 1.10
	COPPER (SEE NOTE 8)	1.10-1.16 (1.15 DRILL)	0.025 - 0.050	--	--	0.94 - 1.10

CONTACT TYPE	TOP LAYER DESCRIPTION	TABLE 2 (HPCE / PRESS-FIT TAILS) PLATED THROUGH-HOLE REQUIREMENTS				
		DRILLED HOLE DIAMETER	COPPER THICKNESS	TIN-LEAD THICKNESS	TIN THICKNESS	FINISHED HOLE DIAMETER
POWER & SIGNAL	TIN-LEAD	0.81-0.86 (0.85 DRILL)	0.025 - 0.050	0.005 - 0.015	--	0.65 - 0.80
	IMMERSION TIN	0.81-0.86 (0.85 DRILL)	0.025 - 0.050	--	0.9 - 1.5um	0.70 - 0.80
	COPPER (SEE NOTE 8)	0.81-0.86 (0.85 DRILL)	0.025 - 0.050	--	--	0.70 - 0.80



UNPLATED HOLE
(SEE NOTE 10 FOR DIAMETER)
2x
⊕ ∅0.10(M) Z Y X

SEE TABLE 1, 2&NOTE 9
(MM+NN+KK)x
⊕ ∅0.10(M) Z Y X

SEE TABLE 1, 2&NOTE 9
PPx
⊕ ∅0.10(M) Z Y X

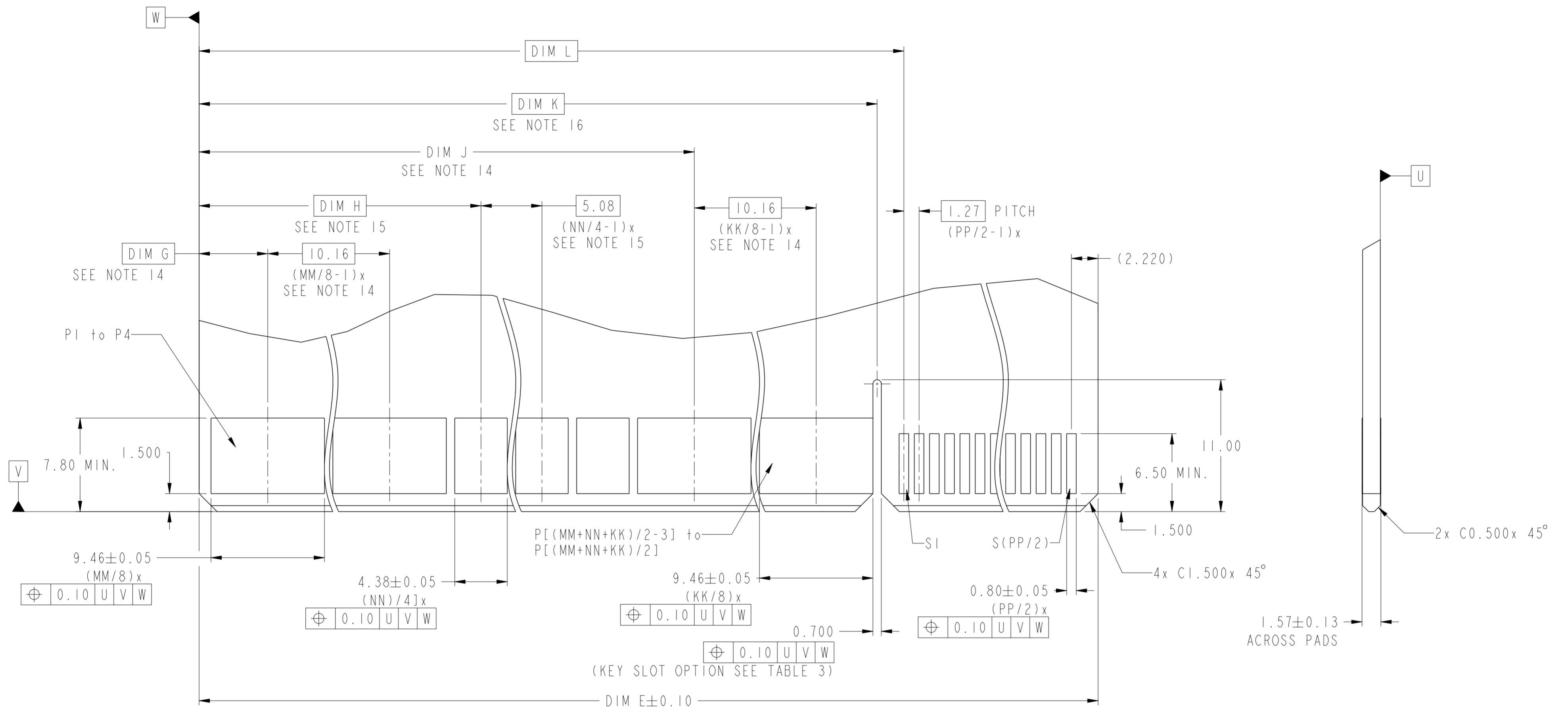
Copyright FCI.
FCI

spec ref	-	dr	De-Ming Lu	2013/1103	projection	MM	size	A2	scale	4:1			
tolerance std	ISO 406 ISO 1101	eng	De-Ming Lu	2014/02/19			ecn no	-	rel level	Released			
TOLERANCES UNLESS OTHERWISE SPECIFIED		chr	-	apppr							Pai-Ming Zheng	2014/02/19	product family
surface	ISO 1302	linear	0.X	±0.5			title	VERT REC WITH ENHANCED WALLS		divg no	10127905	rev	A
		angular	0°	±2°	www.fci.com	cat. no.	Product - Customer Drw		sheet 2 of 4				

PDS: Rev :A

STATUS:Released

Printed: Feb 19, 2014



Copyright FCI.

FCI

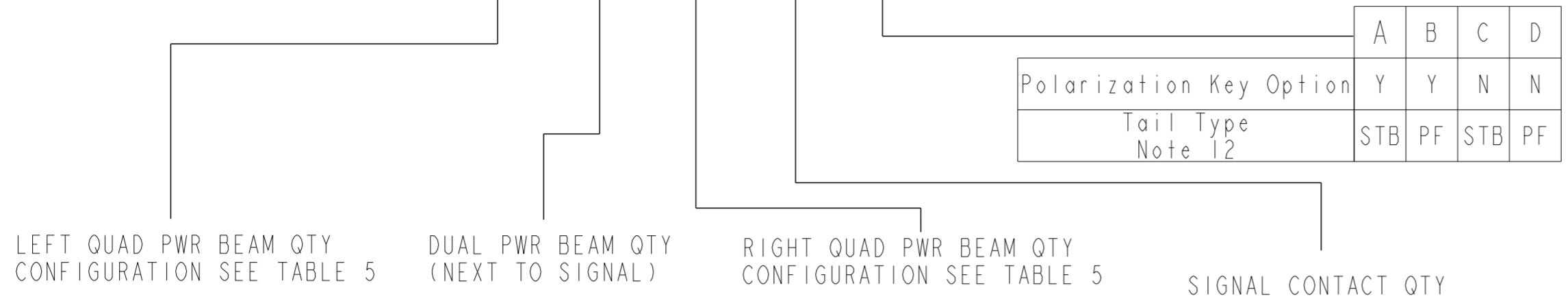
spec ref	-	dr	De-Ming Lu	2013/1103	projection	MM	size	A2	scale	4:1	
tolerance std	ISO 406 ISO 1101	eng	De-Ming Lu	2014/02/19			ecn no	-	rel level	Released	
TOLERANCES UNLESS OTHERWISE SPECIFIED		chr	-	product family			HPCE				
surface	ISO 1302	appr	Pei-Ming Zheng	2014/02/19			title	VERT REC WITH ENHANCED WALLS P+S CONFIGURATION - UNIVERSAL DRAWING	dwg no	10127905	
					www.fci.com		cat. no.	Product - Customer Drw	sheet 3 of 4	rev	A

PDS: Rev :A

STATUS:Released

Printed: Feb 19, 2014

10127905 - MM NN KK PP LF LEAD FREE



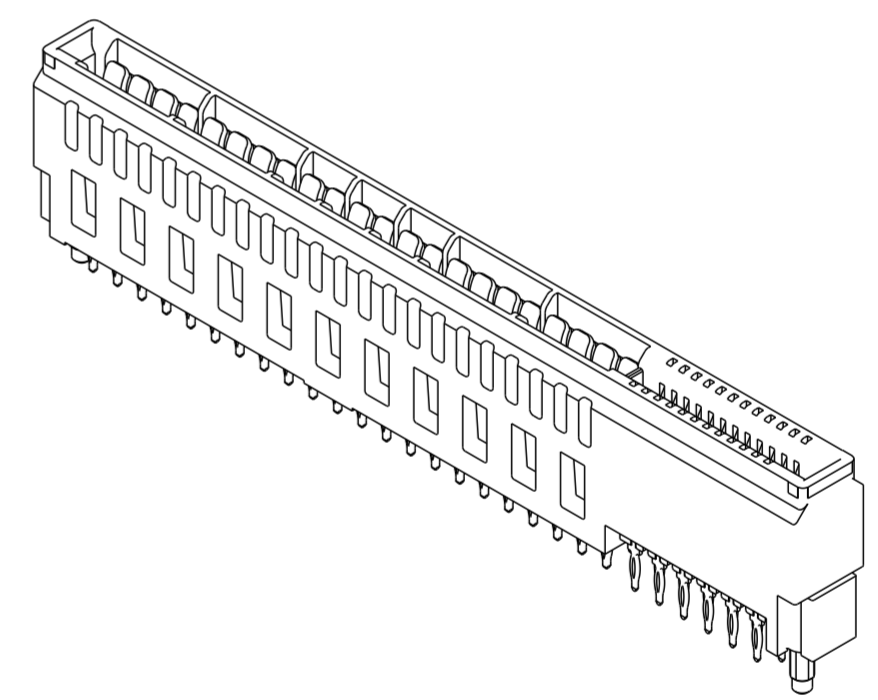
CONFIGURATION:
 I: 4 BEAM (NN = 00 AND KK = 00);
 II: 2 BEAM (MM = 00 AND KK = 00);
 III: 4 BEAM + 2 BEAM (KK = 00);
 IV: 2 BEAM + 4 BEAM (MM = 00);
 V: 4 BEAM + 2 BEAM + 4 BEAM.

TABLE 3. PART NUMBER CODE. HPCE VERT P+S CONFIG (SPECIAL)

NOTES:

- CONNECTOR MATERIALS:
 HOUSING: HIGH TEMPERATURE THERMAL PLASTIC, BLACK
 UL 94V-0 COMPLIANT
 CONTACTS: HIGH PERFORMANCE COPPER ALLOY.
- CONTACT FINISH REF. GS-12-604 SECTION 5.2.
- PRODUCT SPECIFICATION: GS-12-604.
- APPLICATION SPECIFICATION: GS-20-128.
- PRODUCT MARKING (FCI - PART NUMBER & DATE CODE) ON HOUSING IN AREA SHOWN.
- PACKAGING MEETS FCI SPECIFICATION GS-14-937.
- HOUSING COMPONENT WILL WITHSTAND EXPOSURE TO 260°C PEAK TEMPERATURE FOR 60 SECONDS IN A CONVECTION, INFRA-RED, OR VAPOR PHASE REFLOW OVEN.
- COPPER PLATING THICKNESS IN CENTER OF VIA-HOLE CAN BE NO MORE THAN 0.003 LESS THAN OTHER AREAS.
- ALL HOLE SIZES ARE FINISHED HOLE SIZES.
- MOUNTING HOLES ARE UNPLATED
 Ø 2.40 +/- 0.1 FOR PRESS-FIT TAILS
 Ø 2.18 +/- 0.03 FOR SOLDER TAILS
- PRESS FIT APPLICATION TOOL DRAWING : 10119453.
- STB= Solder to board, 1.57-2.38mm PCB thickness.
 PF = Press fit, 1.57mm minimum PCB thickness.
- MAXIMUM OVERALL LENGTH IS 100mm.

- DIM IS NOT APPLICABLE IF NO 4 BEAM CONTACT.
- DIM IS NOT APPLICABLE IF NO 2 BEAM CONTACT.
- DIM IS NOT APPLICABLE IF NO POLARIZATION KEY.
- DUE TO FCI PART NUMBER LENGTH LIMITED, A LETTER WILL REPLACE MM AND KK, DETAIL SEE TABLE 5.



EXAMPLE: 10127905-BI2B24BLF

DIM	TABLE 4: LENGTH FORMULAS	
DIM A (13)	$(MM+KK)/8 \times 10.16 + (NN/4) \times 5.08 + (PP/2) \times 1.27 + 9.12$	
DIM B	DIM A - 5.00	
DIM C	DIM A - 0.94	
DIM D	DIM A - 4.04	
DIM E	DIM A - 5.30	
DIM F	$[(MM+NN+KK)/2] \times 2.54 + 3.50$	
DIM G	CONFIG. I	5.72
	CONFIG. II	-
	CONFIG. III	5.72
	CONFIG. IV	-
	CONFIG. V	5.72
DIM H	CONFIG. I	-
	CONFIG. II	3.18
	CONFIG. III	$(MM / 8 - 1) \times 10.16 + 13.34$
	CONFIG. IV	3.18
	CONFIG. V	$(MM / 8 - 1) \times 10.16 + 13.34$
DIM J	CONFIG. I	-
	CONFIG. II	-
	CONFIG. III	-
	CONFIG. IV	$(NN / 4 - 1) \times 5.08 + 10.80$
	CONFIG. V	$(MM / 8 - 1) \times 10.16 + (NN / 4 - 1) \times 5.08 + 20.96$
DIM K	$(MM+KK)/8 \times 10.16 + (NN/4) \times 5.08 + 0.64$ (WITH KEY)	
	- (NO KEY)	
DIM L	$(MM+KK)/8 \times 10.16 + (NN/4) \times 5.08 + 2.87$	

LETTER	REPRESENT QUAD PWR BEAM QTY
A	08
B	16
C	24
D	32
E	40
F	48
G	56

spec ref	-	dr	De-Ming Lu	2013/1103	projection	MM	size	A2	scale	4:1
tolerance std	ISO 406 ISO 1101	eng	De-Ming Lu	2014/02/19			ecn no	-	rel level	Released
TOLERANCES UNLESS OTHERWISE SPECIFIED		chr	-	apppr						
surface	ISO 1302	linear	0.X	±0.5			title	VERT REC WITH ENHANCED WALLS		
			0.XX	±0.25			part no	10127905		
		angular	0°	±2°			cat. no.	Product - Customer Drw		
							rev	A		

Copyright FCI. FCI