

DMCV 1,5/17-G1F-3,5-LR P26THR - PCB header



1874991

<https://www.phoenixcontact.com/us/products/1874991>

Please be informed that the data shown in this PDF document is generated from our online catalog. Please find the complete data in the user documentation. Our general terms of use for downloads are valid.



PCB headers, nominal cross section: 1.5 mm², color: black, nominal current: 8 A, rated voltage (III/2): 160 V, contact surface: Tin, contact connection type: Pin, number of potentials: 34, number of rows: 2, number of positions: 17, number of connections: 34, product range: DMCV 1,5/...-G1F-THR, pitch: 3.5 mm, mounting: THR soldering, pin layout: Linear pinning, solder pin [P]: 2.6 mm, number of solder pins per potential: 1, plug-in system: COMBICON DFMC 1,5, Pin connector pattern alignment: Standard, locking: Snap-in locking, mounting: Lock & release threaded flange, type of packaging: packed in cardboard

Your advantages

- Designed for integration into the SMT soldering process
- Vertical connection enables multi-row arrangement on the PCB
- Automatic locking and intuitive release through Lock and Release operating lever in contrasting color
- Screwable flange for superior mechanical stability
- Small component size for applications where space is at a premium

Commercial data

Item number	1874991
Packing unit	1 pc
Minimum order quantity	50 pc
Sales key	AA02
Product key	AABTJC
GTIN	4055626339702
Weight per piece (including packing)	6.958 g
Weight per piece (excluding packing)	6.958 g
Customs tariff number	85366930
Country of origin	DE

1874991

<https://www.phoenixcontact.com/us/products/1874991>

Technical data

Product properties

Product line	COMBICON Connectors S
Product type	PCB headers
Product family	DMCV 1,5/..-G1F-THR
Number of positions	17
Pitch	3.5 mm
Number of connections	34
Number of rows	2
Mounting flange	Lock & release threaded flange
Number of potentials	34
Pin layout	Linear pinning
Solder pins per potential	1

Electrical properties

Nominal current I_N	8 A
Nominal voltage U_N	160 V
Degree of pollution	3
Contact resistance	2.1 m Ω
Rated voltage (III/3)	160 V
Rated surge voltage (III/3)	2.5 kV
Rated voltage (III/2)	160 V
Rated surge voltage (III/2)	2.5 kV
Rated voltage (II/2)	250 V
Rated surge voltage (II/2)	2.5 kV

Mounting

Mounting type	THR soldering
Pin layout	Linear pinning

Flange

Tightening torque	0.2 Nm
-------------------	--------

Material specifications

Material data - contact

Note	WEEE/RoHS-compliant, free of whiskers according to IEC 60068-2-82/JEDEC JESD 201
Contact material	Cu alloy
Surface characteristics	Tin-plated
Metal surface contact area (top layer)	Tin (3 - 5 μm Sn)
Metal surface contact area (middle layer)	Nickel (1.3 - 3 μm Ni)
Metal surface soldering area (top layer)	Tin (3 - 5 μm Sn)
Metal surface soldering area (middle layer)	Nickel (1.3 - 3 μm Ni)

DMCV 1,5/17-G1F-3,5-LR P26THR - PCB header



1874991

<https://www.phoenixcontact.com/us/products/1874991>

Material data - housing

Color (Housing)	black (9005)
Insulating material	LCP
Insulating material group	IIIa
CTI according to IEC 60112	175
Flammability rating according to UL 94	V0

Dimensions

Dimensional drawing	
Pitch	3.5 mm
Width [w]	66.5 mm
Height [h]	12.6 mm
Length [l]	10.6 mm
Installed height	10 mm
Solder pin length [P]	2.6 mm
Pin dimensions	0.8 x 0.8 mm

PCB design

Pin spacing	5.50 mm
Hole diameter	1.4 mm

Mechanical tests

Visual inspection

Specification	IEC 60512-1-1:2002-02
Result	Test passed

Dimension check

Specification	IEC 60512-1-2:2002-02
Result	Test passed

Resistance of inscriptions

Specification	IEC 60068-2-70:1995-12
Result	Test passed

Polarization and coding

Specification	IEC 60512-13-5:2006-02
Result	Test passed

Contact holder in insert

Specification	IEC 60512-15-1:2008-05
---------------	------------------------

1874991

<https://www.phoenixcontact.com/us/products/1874991>

Contact holder in insert Requirements >20 N	Test passed
--	-------------

Insertion and withdrawal forces

Result	Test passed
No. of cycles	25
Insertion strength per pos. approx.	3 N
Withdraw strength per pos. approx.	2 N

Electrical tests

Thermal test | Test group C

Specification	IEC 60512-5-1:2002-02
Tested number of positions	20

Insulation resistance

Specification	IEC 60512-3-1:2002-02
Insulation resistance, neighboring positions	> 5 MΩ

Air clearances and creepage distances |

Specification	IEC 60664-1:2007-04
Insulating material group	IIIa
Comparative tracking index (IEC 60112)	CTI 175
Rated insulation voltage (III/3)	160 V
Rated surge voltage (III/3)	2.5 kV
minimum clearance value - non-homogenous field (III/3)	1.5 mm
minimum creepage distance (III/3)	2.5 mm
Rated insulation voltage (III/2)	160 V
Rated surge voltage (III/2)	2.5 kV
minimum clearance value - non-homogenous field (III/2)	1.5 mm
minimum creepage distance (III/2)	1.6 mm
Rated insulation voltage (II/2)	250 V
Rated surge voltage (II/2)	2.5 kV
minimum clearance value - non-homogenous field (II/2)	1.5 mm
minimum creepage distance (II/2)	2.5 mm

Environmental and real-life conditions

Vibration test

Specification	IEC 60068-2-6:2007-12
Frequency	10 - 150 - 10 Hz
Sweep speed	1 octave/min
Amplitude	0.35 mm (10 Hz ... 60.1 Hz)
Sweep speed	5g (60.1 Hz ... 150 Hz)
Test duration per axis	2.5 h

Durability test

DMCV 1,5/17-G1F-3,5-LR P26THR - PCB header



1874991

<https://www.phoenixcontact.com/us/products/1874991>

Specification	IEC 60512-9-1:2010-03
Impulse withstand voltage at sea level	2.95 kV
Contact resistance R ₁	2.1 mΩ
Contact resistance R ₂	2.4 mΩ
Insertion/withdrawal cycles	25

Climatic test

Specification	ISO 6988:1985-02
Corrosive stress	0.2 dm ³ SO ₂ on 300 dm ³ /40 °C/1 cycle
Thermal stress	100 °C/168 h
Power-frequency withstand voltage	1.39 kV

Ambient conditions

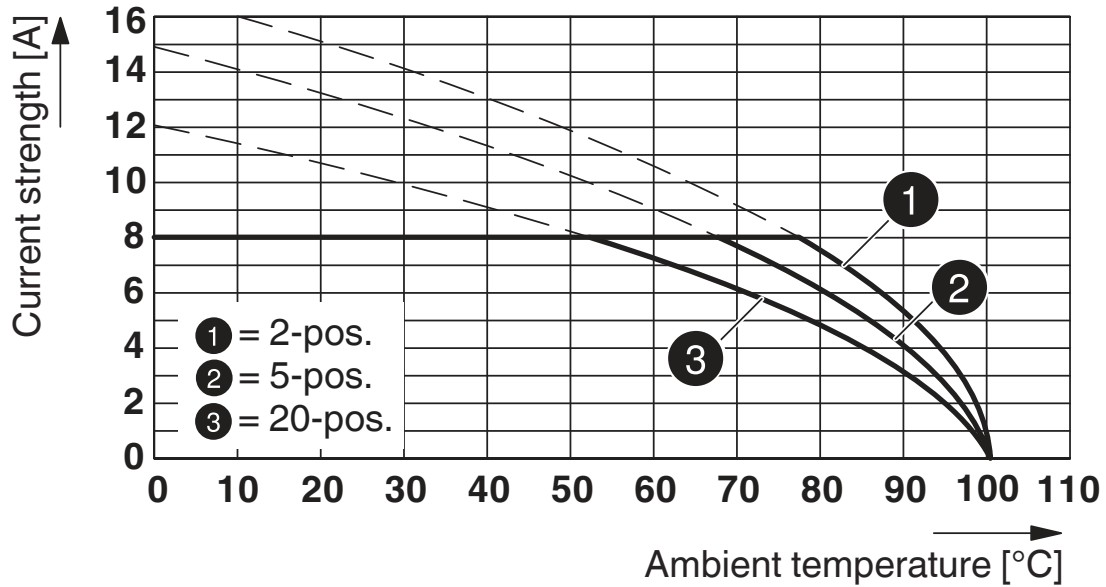
Ambient temperature (operation)	-40 °C ... 100 °C (dependent on the derating curve)
Ambient temperature (storage/transport)	-40 °C ... 70 °C
Relative humidity (storage/transport)	30 % ... 70 %
Ambient temperature (assembly)	-5 °C ... 100 °C

Packaging specifications

Type of packaging	packed in cardboard
-------------------	---------------------

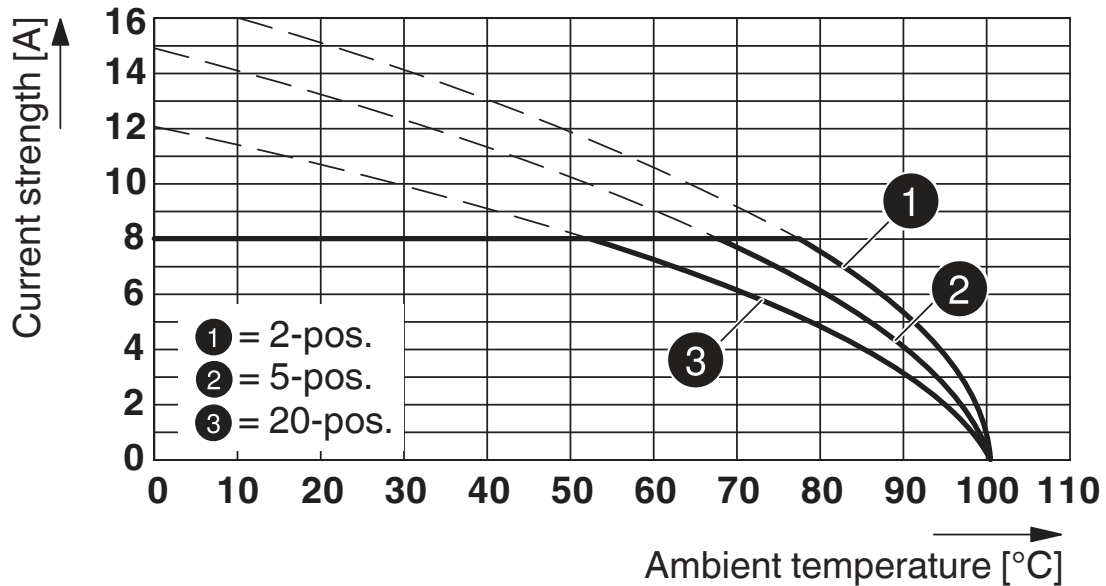
Drawings

Diagram



Type: DFMC 1,5/...-ST-3,5-LR with DMCV 1,5/...-G1F-3,5-LR P20THR

Diagram




Type: DFMC 1,5/...-STF-3,5 with DMCV 1,5/...-G1F-3,5-LR P...THR


1874991

<https://www.phoenixcontact.com/us/products/1874991>

Approvals

To download certificates, visit the product detail page: <https://www.phoenixcontact.com/us/products/1874991>

 **EAC**
Approval ID: B.01687

 **cULus Recognized**
Approval ID: E60425-20110128

	Nominal voltage U_N	Nominal current I_N	Cross section AWG	Cross section mm^2
Use group B	300 V	8 A	-	-
Use group C	50 V	8 A	-	-
Use group D	300 V	8 A	-	-

 **VDE Gutachten mit Fertigungsüberwachung**
Approval ID: 40038423

	Nominal voltage U_N	Nominal current I_N	Cross section AWG	Cross section mm^2
	160 V	8 A	-	-

1874991

<https://www.phoenixcontact.com/us/products/1874991>

Classifications

ECLASS

ECLASS-11.0	27460201
ECLASS-12.0	27460201
ECLASS-13.0	27460201

ETIM

ETIM 8.0	EC002637
----------	----------

UNSPSC

UNSPSC 21.0	39121400
-------------	----------

DMCV 1,5/17-G1F-3,5-LR P26THR - PCB header



1874991

<https://www.phoenixcontact.com/us/products/1874991>

Environmental product compliance

China RoHS	Environmentally friendly use period: unlimited = EFUP-e
	No hazardous substances above threshold values

DMCV 1,5/17-G1F-3,5-LR P26THR - PCB header



1874991

<https://www.phoenixcontact.com/us/products/1874991>


Accessories

DFMC 1,5/17-STF-3,5 - PCB connector

1790441

<https://www.phoenixcontact.com/us/products/1790441>

Plug, nominal current: 8 A, rated voltage (III/2): 160 V, number of positions: 17 with 34 contacts, pitch: 3.5 mm, connection method: spring-cage connection, color: green, contact surface: tin




DFMC 1,5/17-ST-3,5-LR - PCB connector

1790632

<https://www.phoenixcontact.com/us/products/1790632>

Plug, nominal current: 8 A, rated voltage (III/2): 160 V, number of positions: 17 with 34 contacts, pitch: 3.5 mm, connection method: spring-cage connection, color: green, contact surface: tin



Phoenix Contact 2023 © - all rights reserved

<https://www.phoenixcontact.com>

Phoenix Contact USA

586 Fulling Mill Road

Middletown, PA 17057, United States

(+717) 944-1300

info@phoenixcon.com