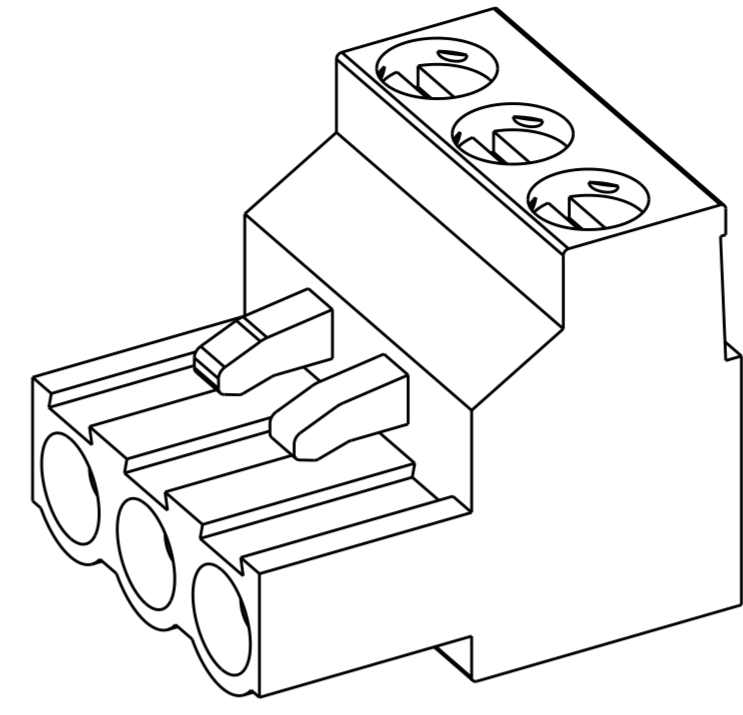
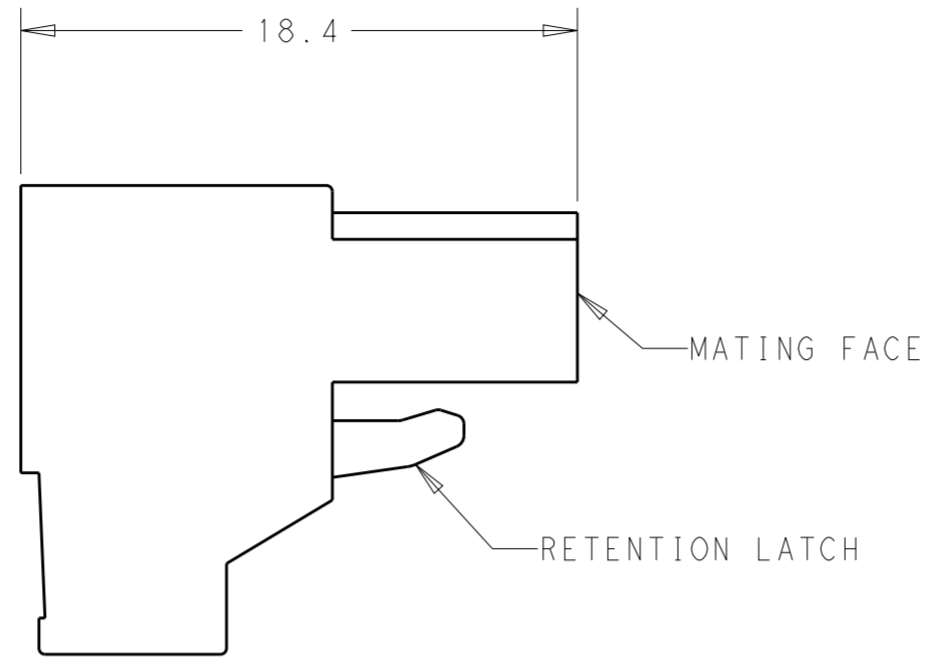
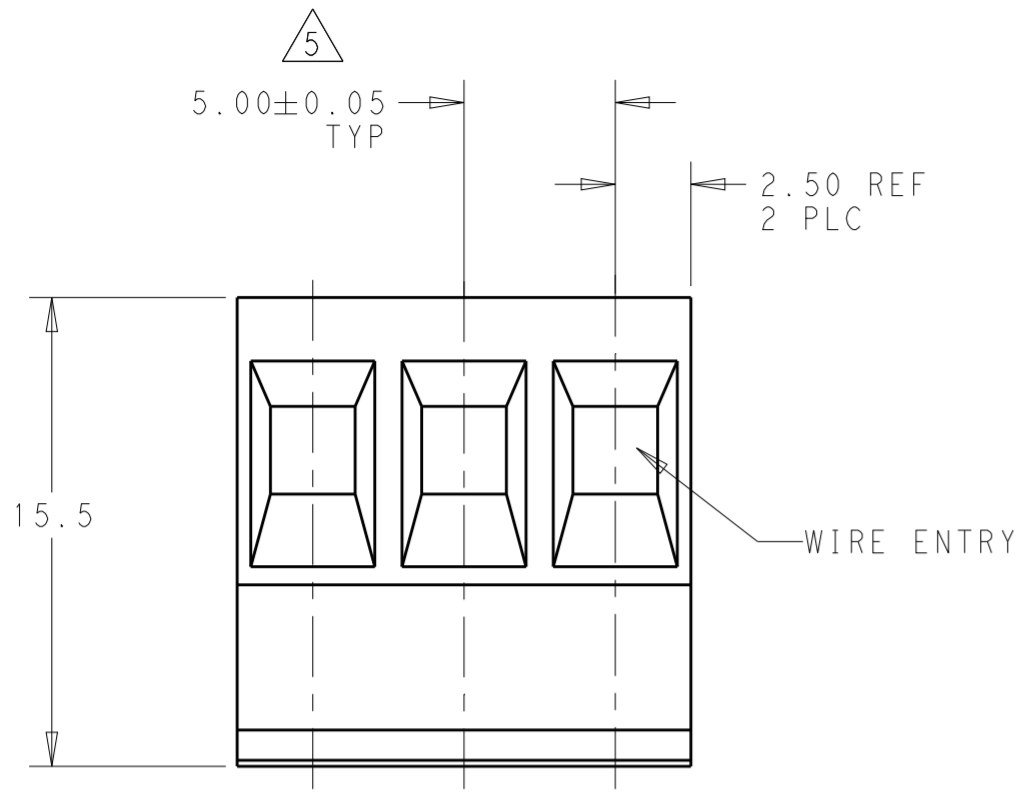
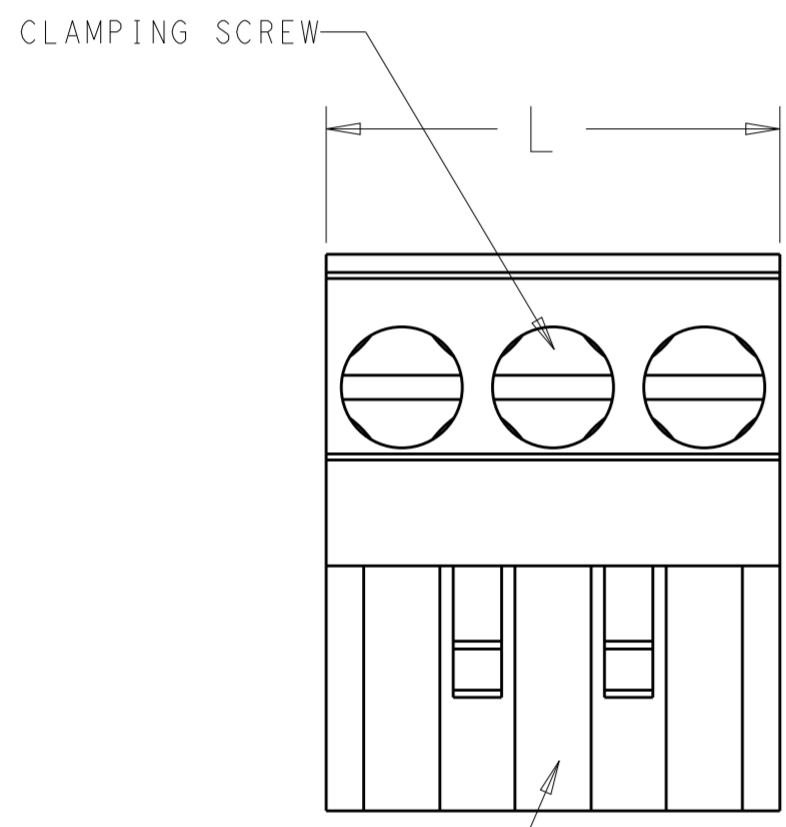


THIS DRAWING IS UNPUBLISHED. RELEASED FOR PUBLICATION 20
 © COPYRIGHT 20 BY - ALL RIGHTS RESERVED.

LOC		DIST		REVISIONS			
P	LTR	DESCRIPTION	DATE	DWN	APVD		
E3		REVISED PER ECO-11-005027	16MAR2011	RK	HMR		
E4		TOLERANCES UPDATED	16JAN2018	FP	PS		



796641-3 AS SHOWN



1. MATERIALS AND FINISH:
 HOUSING: PA 6-6, UL 94-V0, COLOR: BLACK.
 CLAMP: BRASS, NICKEL PLATED.
 DOUBLE SIDE CONTACT SPRING: PHOSPHOR BRONZE, FINISH: SEE TABLE.
 CLAMPING SCREW: M3, BRASS, NICKEL PLATED.
2. END-TO-END STACKABLE WITHOUT LOSS OF CENTERLINE SPACING.
3. WIRE SIZE RANGE: 12-30 AWG.
4. RECOGNIZED UNDER THE COMPONENT PROGRAM OF UNDERWRITERS LABORATORIES INC. FILE N° E60677.
5. NOT CUMULATIVE TOLERANCE
6. BUCHANAN LOGO TO APPEAR ON HOUSING, LOCATION OPTIONAL WHERE SPACE PERMITS.
7. INK MARKING: WHITE COLOR
 NUMERICAL SEQUENCE: FROM LEFT TO RIGHT.

PRELIMINARY	FINISH	THICKNESS	WIDTH	LENGTH	PART NUMBER
PRELIMINARY	.762µm GOLD		40.0	8	4-796641-4
	TIN	SEE DETAIL T	25.0	5	4-796641-2
PRELIMINARY	TIN	SEE DETAIL S	60.0	12	4-796641-1
PRELIMINARY	TIN	SEE DETAIL R	50.0	10	4-796641-0
PRELIMINARY	TIN	SEE DETAIL P	20.0	4	3-796641-9
	TIN	SEE DETAIL N	40.0	8	3-796641-8
	TIN	SEE DETAIL M	30.0	6	3-796641-6
	TIN	SEE DETAIL L	10.0	2	3-796641-2
	TIN		125.0	25	2-796641-5
	TIN		120.0	24	2-796641-4
	TIN		115.0	23	2-796641-3
	TIN		110.0	22	2-796641-2
	TIN		105.0	21	2-796641-1
	TIN		100.0	20	2-796641-0
	TIN		95.0	19	1-796641-9
	TIN		90.0	18	1-796641-8
	TIN		85.0	17	1-796641-7
	TIN		80.0	16	1-796641-6
	TIN		75.0	15	1-796641-5
	TIN		70.0	14	1-796641-4
	TIN		65.0	13	1-796641-3
	TIN		60.0	12	1-796641-2
	TIN		55.0	11	1-796641-1
	TIN		50.0	10	1-796641-0
	TIN		45.0	9	796641-9
	TIN		40.0	8	796641-8
	TIN		35.0	7	796641-7
	TIN		30.0	6	796641-6
	TIN		25.0	5	796641-5
	TIN		20.0	4	796641-4
	TIN		15.0	3	796641-3
	TIN		10.0	2	796641-2
CONTACT FINISH	MARKING	DIM L	NO OF POSN	PART NUMBER	

THIS DRAWING IS A CONTROLLED DOCUMENT.

DWN: S. WELDON 18OCT2000
 CHK: D. BIEVENOUR 18OCT2000
 APVD: D. BIEVENOUR 18OCT2000

STE TE Connectivity

NAME: TERMI-BLOK PLUG, STACKING, 5.00mm PITCH

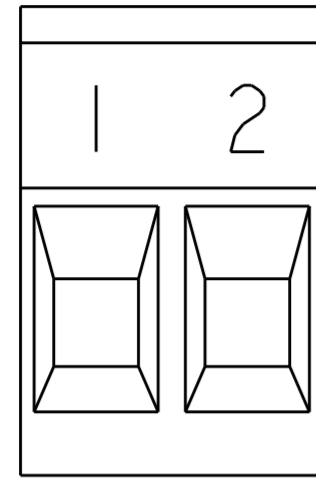
SIZE: A2 CAGE CODE: 00779 DRAWING NO: 796641

RESTRICTED TO: -

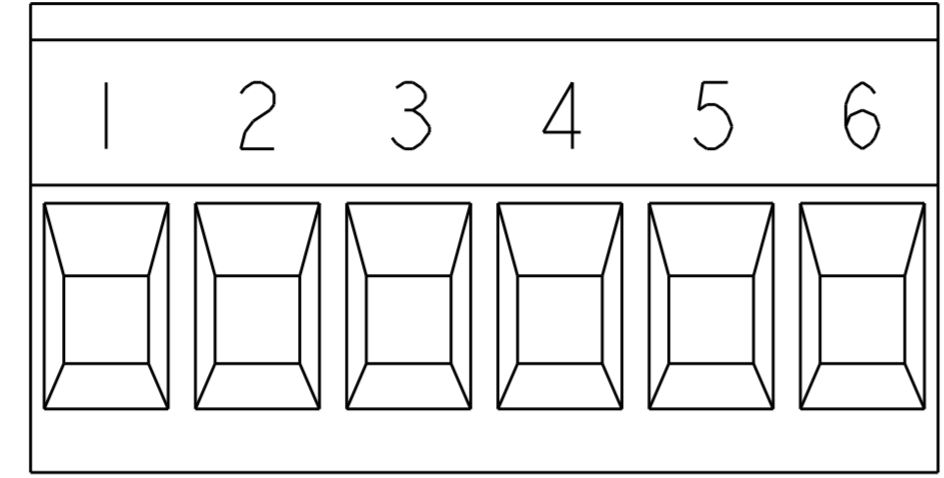
CUSTOMER DRAWING SCALE: 4:1 SHEET 1 OF 2 REV: E4

THIS DRAWING IS UNPUBLISHED. RELEASED FOR PUBLICATION 20
 © COPYRIGHT 20 BY - ALL RIGHTS RESERVED.

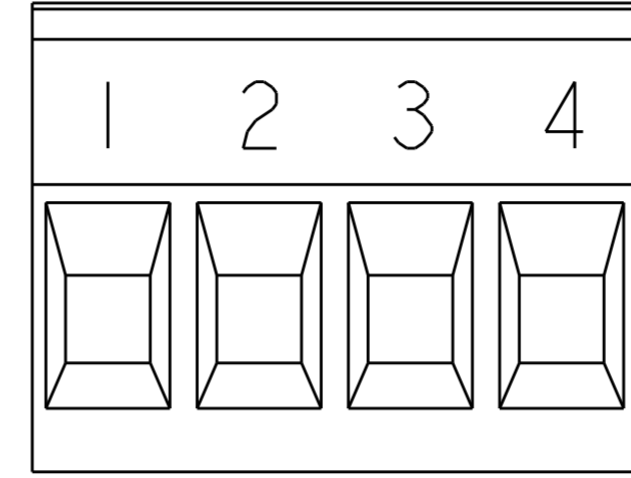
LOC	DIST	REVISIONS			
P	LTR	DESCRIPTION	DATE	DWN	APVD
FT	0	-	SEE SHEET 1	-	-



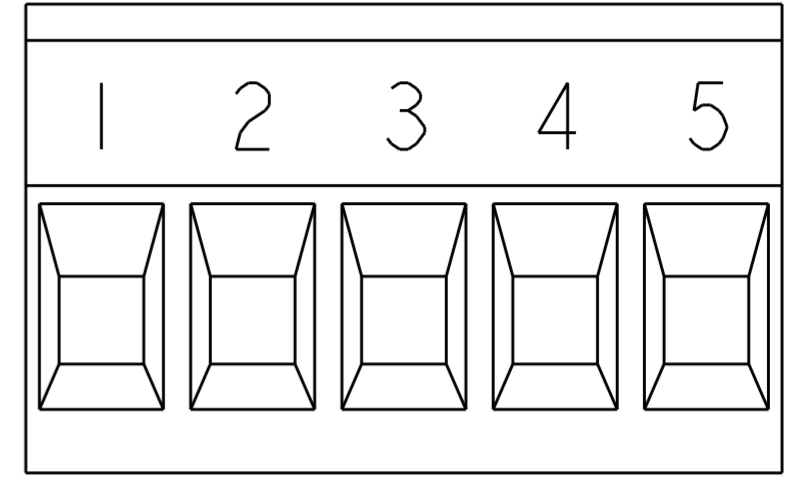
DETAIL L
SCALE 4:1



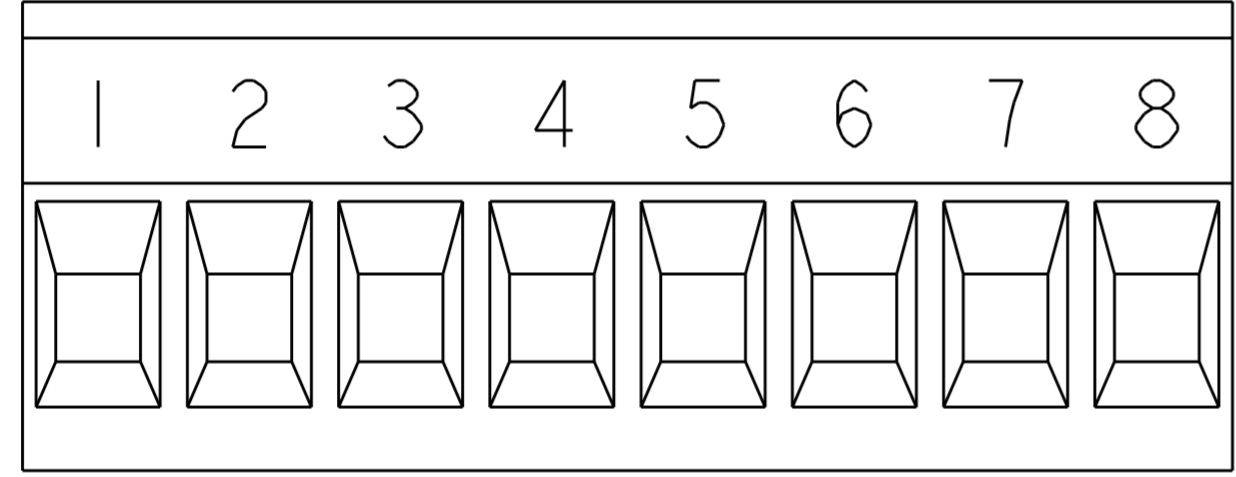
DETAIL M
SCALE 4:1



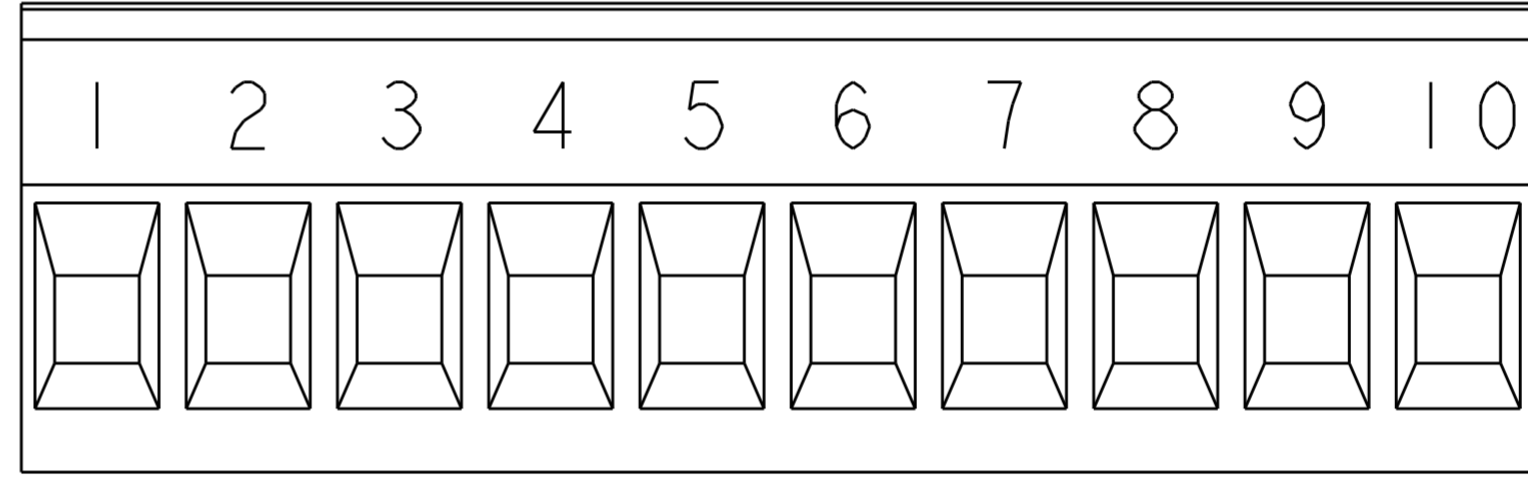
DETAIL P
SCALE 4:1



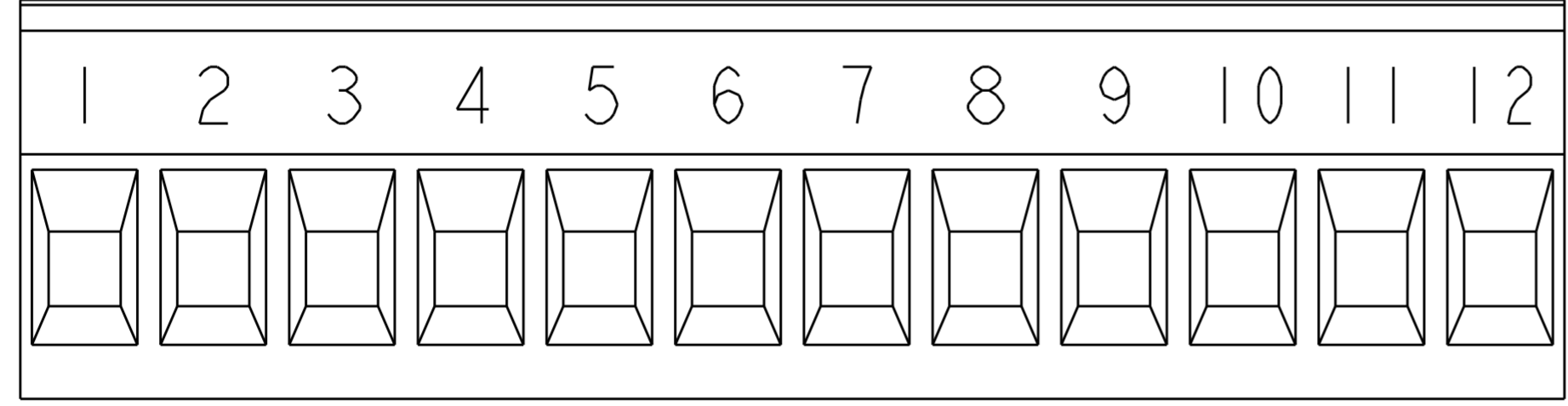
DETAIL T
SCALE 4:1



DETAIL N
SCALE 4:1



DETAIL R
SCALE 4:1



DETAIL S
SCALE 4:1

THIS DRAWING IS A CONTROLLED DOCUMENT.		DWN S. WELDON 18OCT2000	STE TE Connectivity
DIMENSIONS: mm		CHK D. BIEVENOUR 18OCT2000	
TOLERANCES UNLESS OTHERWISE SPECIFIED:		APVD D. BIEVENOUR 18OCT2000	
0 PLC ± 1 PLC ±0.3 2 PLC ± 3 PLC ± 4 PLC ± ANGLES ± FINISH		PRODUCT SPEC - APPLICATION SPEC - WEIGHT - CUSTOMER DRAWING	
MATERIAL		NAME TERMI-BLOK PLUG, STACKING, 5.00mm PITCH	RESTRICTED TO -
		SIZE A200779	DRAWING NO. C-796641
		SCALE 4:1	SHEET 2 OF 2 REV E4