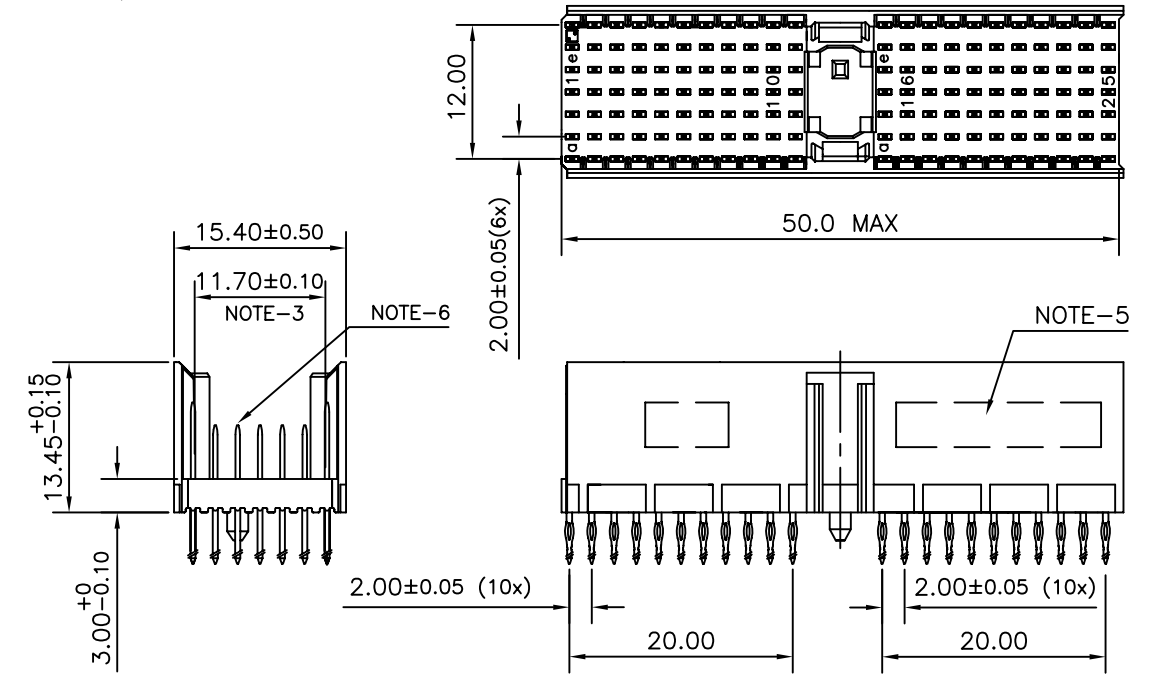


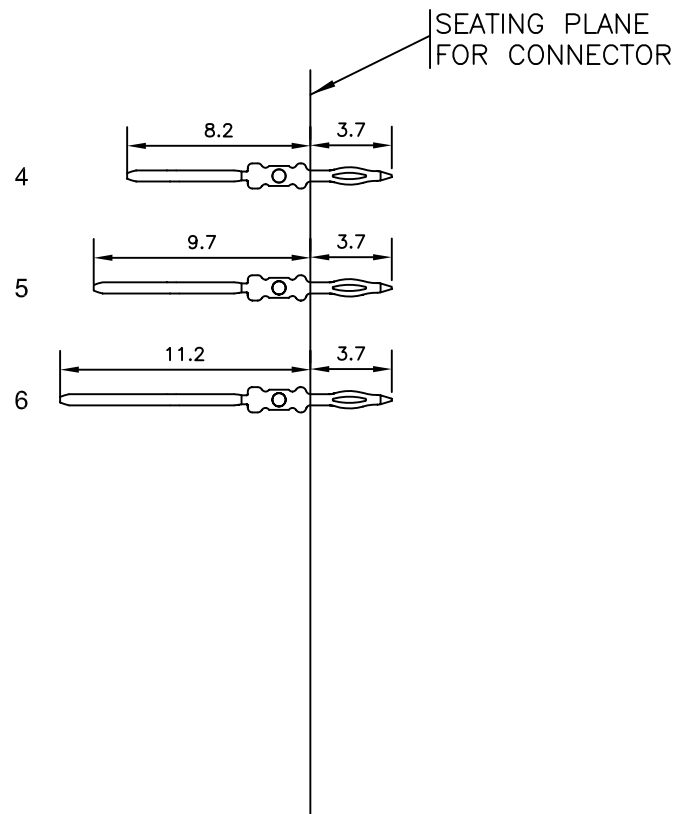
LOADING PATTERN MATING SIDE

f	0	0	0	0	0	0	0	0	0	0	0	0	0	0	0	0	0	0	0	0				
e	5	5	5	6	6	5	5	5	5	5	4			5	5	5	5	5	6	6	5	5	5	5
d	5	5	5	6	6	5	5	5	5	5	5			5	5	5	5	5	6	6	5	5	5	5
c	5	5	5	6	6	5	5	5	5	5	5			5	5	5	5	5	6	6	5	5	5	5
b	5	5	5	6	6	5	5	5	5	5	5			5	5	5	5	5	6	6	5	5	5	5
a	5	5	5	6	6	5	5	5	5	5	5			5	5	5	5	5	6	6	5	5	5	5
z	0	0	0	0	0	0	0	0	0	0	0			0	0	0	0	0	0	0	0	0	0	0
P	0													0										
S	1													5										

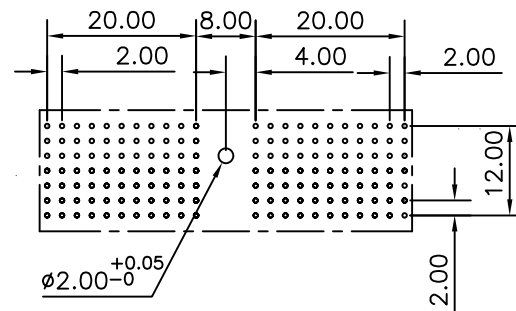
LOADED CONNECTOR ASSEMBLY (FOR EXAMPLE)



CONTACT OVERVIEW



LAY-OUT P.C.B.-HOLE



HM2P07PDN3H0 **LEAD FREE INDICATOR : LF = LEAD FREE (DIGIT 15 & 16)**

PLATING CODE (DIGIT 13 AND 14)
(REF DRW NO. BS,C , 201844 , 003)

NOTES

- THIS PRODUCT IS CSA APPROVED.
 - THIS PRODUCT IS UL RECOGNIZED.
 - MEASURED AT THE BOTTOM.
 - MATERIAL CONTACT: PHOSPHORBRONZE
HOUSING: CREAM WHITE GLASS FILLED POLYESTER UL-94V0
 - CONNECTOR PRINTED WITH P/N AND DATE CODE.
 - FOR ACTUAL CONTACT LOADINGS, SEE LOADING PATTERN MATING SIDE.
 - SHAPE OF CONNECTOR HOUSING CAN ALTER DEPENDING ON PRODUCTION LOCATION
 - THE PRODUCT (LF) MEETS EUROPEAN UNION DIRECTIVES AND OTHER COUNTRY REGULATIONS AS DESCRIBED IN GS-22-008
 - FOR RECOMMENDED PTH DIMENSIONS REFER DRAWING : BS, A , 201572 , 001
- CATALOG NO: HM2P07PDN3H0----

mat'l. code SEE NOTE 4		surface ISO 1302 ✓	tolerance ISO 406 ISO 1101	projection MM	product family MILLIPACS
ltr A	ecn no 110-0218	dr GT	date 2010-11-11	title MPACS 5+2R STR HDR PF CONN TYPE A	
tolerances unless otherwise specified				scale -	
angles 0°±1°		linear .0±0.2 .00±0.1		dwg no sheet 1 of 1 size 5	
dr GEORGE T		2010-11-11		BS, C , 203028,931 A3	
enr ALEX BABU		2010-11-11		type Product Customer Drawing	
chr ALEX BABU		2010-11-11			
appd ALEX BABU		2010-11-11			
sheet index	revision sheet	A	1		