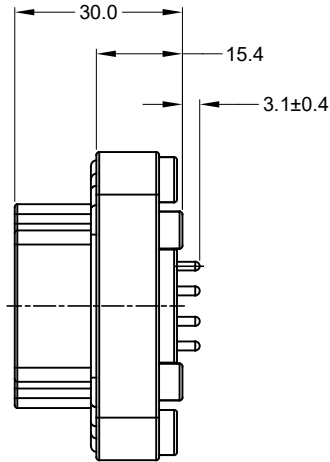
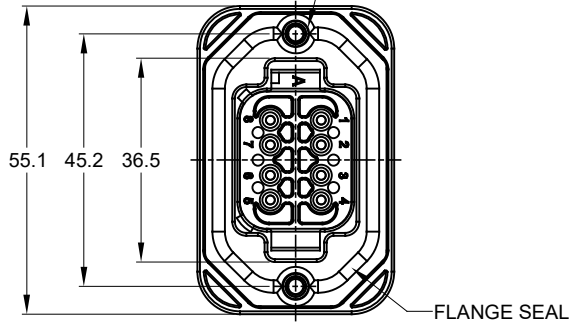
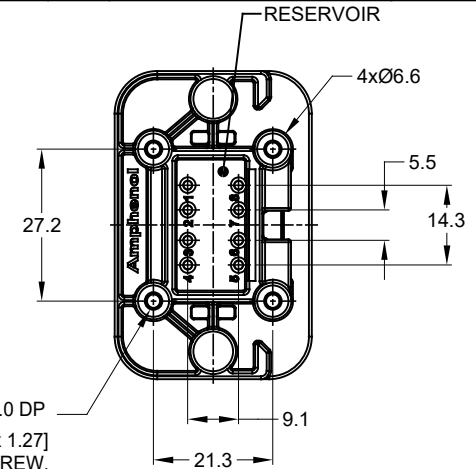


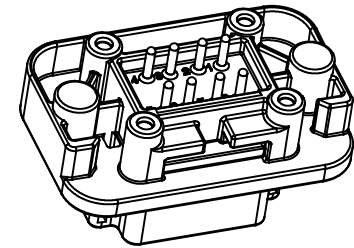
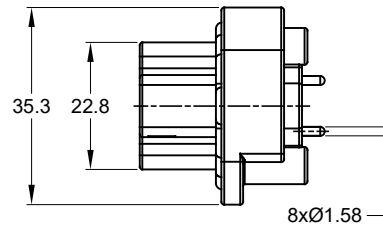
2xØ3.10±0.12x11.18 DP
 RECOMMENDED SCREW: 6-19 [M3.63 x 1.34]
 THREAD-FORMING SCREW,
 TORQUE: 11-15 IN-LB [1.24-1.70 NM]



REVISIONS					
REV	ECO	DESCRIPTION	DATE	BY	APPR
A1	--	RELEASE NEW DRAWING	19JUN18	JONY	TOMMY
A2	--	REVISED DRAWING	10JUL20	JHEAD	DH



4xØ2.79±0.12 x8.0 DP
 RECOMMENDED SCREW: 4-20 [M3.12 x 1.27]
 THREAD-FORMING SCREW,
 TORQUE:6-10 IN-LB [0.68-1.13 NM]



NOTES: UNLESS OTHERWISE SPECIFIED

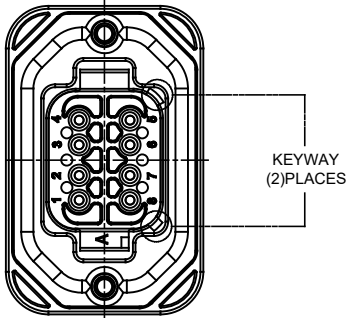
- MATERIAL:
 HOUSING: THERMOPLASTIC
 SEAL: SILICONE RUBBER
 CONTACT: COPPER ALLOY
- MODIFICATIONS: FLANGE, PCB MOUNT STRAIGHT
- SPECIFICATIONS:
 - CURRENT RATING: 13 AMPS
 - OPERATING TEMPERATURE: -55°C TO +125°C
 - DIELECTRIC WITHSTANDING VOLTAGE: LESS THAN 2 MILLIAMPS CURRENT LEAKAGE @ 1500 VOLTS AC.
 - INSULATION RESISTANCE: 1000 MEGOHMS MIN @ 25°C.
 - MOISTURE RESISTANCE: IP67 (MATED CONDITION)
 - MATING CYCLE DURABILITY: 100 CYCLES
 - RoHS COMPLIANT
- MATING PART: AT06-08S* PLUG (* = MODIFICATIONS)
- ALL DIMENSIONS ARE FOR REFERENCE USE ONLY.
- POTTED CONNECTORS SPECIFIED FOR UP TO 5 P.S.I. APPLICATIONS.

AT15-08PX-BMXX		REF: DT15-08PA, DT15-08PB, DT15-08PC, DT15-08PD, DT15-08PA-G003, DT15-08PB-G003, DT15-08PC-G003	
PART NUMBER		DESCRIPTION	
QUANTITY		ITEM	
MATERIALS LIST			
UNLESS OTHERWISE SPECIFIED 1) All dimensions are in metric (mm); 2) Tolerances are as follows: 1 PL DEC ±0.30 2 PL DEC ±0.15 3 PL DEC ±0.08 3) Note reference =		SIGNATURES DATE DRAWN: JONY XIE 19JUN18 CHECKED: ORION LI 19JUN18 ENGINEER: APPROVAL: TOMMY XIE 19JUN18	
MATERIAL SPECIFICATIONS:		CUSTOMER:	
PROCESS SPECIFICATIONS:		THIS DRAWING IS SUPPLIED FOR INFORMATION ONLY. DESIGN FEATURES, SPECIFICATIONS AND PERFORMANCE DATA SHOWN HEREON ARE THE PROPERTY OF THE AMPHENOL CORPORATION. NO RIGHTS OF REPRODUCTION ARE IMPLIED. ALL DIMENSIONS ARE SUBJECT TO NORMAL MANUFACTURING VARIATIONS.	
NEXT ASSY:		SIZE: B TYPE: C- DWG NO: AT15-08PX-BMXX REVISION: A2	SCALE: NONE SHEET 1 OF 3

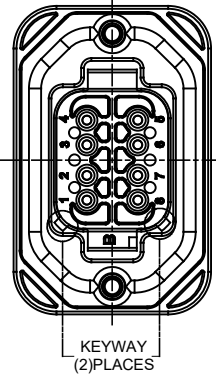
TITLE: PCB MOUNT RECEPTACLE 8PIN STRAIGHT AT SERIES
 DWG NO.: AT15-08PX-BMXX
 REV: A2
 SH: 1
 OF: 3

REVISIONS					
REV	ECO	DESCRIPTION	DATE	BY	APPR
A1	--	RELEASE NEW DRAWING	19JUN18	JONY	TOMMY
A2	--	REVISED DRAWING	10JUL20	JHEAD	DH

P/N AT15-08PA-BMXX
KEY-A CONFIGURATION
STANDARD COLOR: GREY



P/N AT15-08PB-BMXX
KEY-B CONFIGURATION
STANDARD COLOR: BLACK



AT15-08PA-BMXX VARIANTS		
CONTACT PLATING	POTTING OR NOT IN RESERVOIR	PART NUMBER
GOLD	NO POTTING	AT15-08PA-BM01
GOLD	POTTING	AT15-08PA-BM02
TIN	NO POTTING	AT15-08PA-BM03
TIN	POTTING	AT15-08PA-BM04

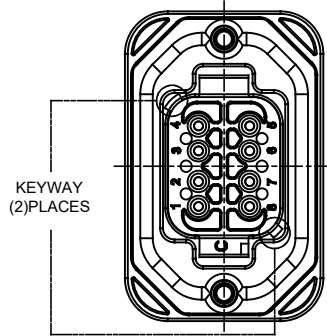
AT15-08PB-BMXX VARIANTS		
CONTACT PLATING	POTTING OR NOT IN RESERVOIR	PART NUMBER
GOLD	NO POTTING	AT15-08PB-BM01
GOLD	POTTING	AT15-08PB-BM02
TIN	NO POTTING	AT15-08PB-BM03
TIN	POTTING	AT15-08PB-BM04

AT15-08PX-BMXX															
QUANTITY	PART NUMBER	DESCRIPTION	ITEM												
MATERIALS LIST															
<small>UNLESS OTHERWISE SPECIFIED: 1) All dimensions are in metric(mm). 2) Tolerances are as follows: 1 PL DEC ±0.30 2 PL DEC ±0.15 3 PL DEC ±0.08 3) Note reference = </small>		<table border="1"> <thead> <tr> <th>SIGNATURES</th> <th>DATE</th> </tr> </thead> <tbody> <tr> <td>DRAWN: JONY XIE</td> <td>19JUN18</td> </tr> <tr> <td>CHECKED: CRONLI</td> <td>19JUN18</td> </tr> <tr> <td>ENGINEER:</td> <td></td> </tr> <tr> <td>APPROVAL: TOMMY XIE</td> <td>19JUN18</td> </tr> </tbody> </table>		SIGNATURES	DATE	DRAWN: JONY XIE	19JUN18	CHECKED: CRONLI	19JUN18	ENGINEER:		APPROVAL: TOMMY XIE	19JUN18		
SIGNATURES	DATE														
DRAWN: JONY XIE	19JUN18														
CHECKED: CRONLI	19JUN18														
ENGINEER:															
APPROVAL: TOMMY XIE	19JUN18														
MATERIAL SPECIFICATIONS:		<p style="text-align: center;">Amphenol</p> <p style="text-align: center;">Sine Systems - www.amphenol-sine.com 44724 Morley Drive Clinton Township, MI 48036</p>													
PROCESS SPECIFICATIONS:		<p style="text-align: center;">BOARDLOCK PCB MOUNT RECEPTACLE, 8 PIN, STRAIGHT, AT SERIES</p>													
NEXT ASSY:		<table border="1"> <tr> <td>SIZE</td> <td>TYPE</td> <td>DWG NO.</td> <td>REVISION</td> </tr> <tr> <td>B</td> <td>C-</td> <td>AT15-08PX-BMXX</td> <td>A2</td> </tr> <tr> <td colspan="2">SCALE: NONE</td> <td colspan="2">SHEET 2 OF 3</td> </tr> </table>		SIZE	TYPE	DWG NO.	REVISION	B	C-	AT15-08PX-BMXX	A2	SCALE: NONE		SHEET 2 OF 3	
SIZE	TYPE	DWG NO.	REVISION												
B	C-	AT15-08PX-BMXX	A2												
SCALE: NONE		SHEET 2 OF 3													

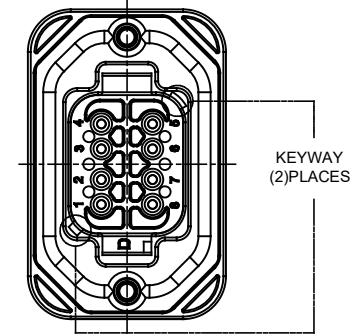
TITLE: PCB MOUNT RECEPTACLE, 8PIN, STRAIGHT, AT SERIES
DWG NO: AT15-08PX-BMXX
REV: A2
SH: 2
OF: 3

REVISIONS					
REV	ECO	DESCRIPTION	DATE	BY	APPR
A1	--	RELEASE NEW DRAWING	19JUN18	JONY	TOMMY
A2	--	REVISED DRAWING	10JUL20	JHEAD	DH

P/N AT15-08PC-BMXX
KEY-C CONFIGURATION
STANDARD COLOR: GREEN

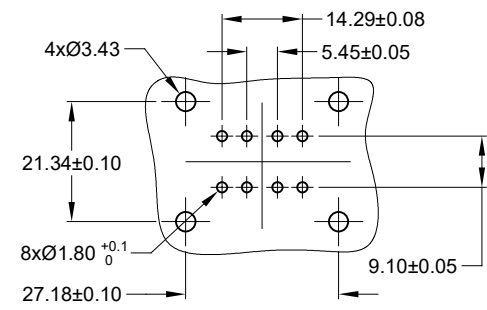
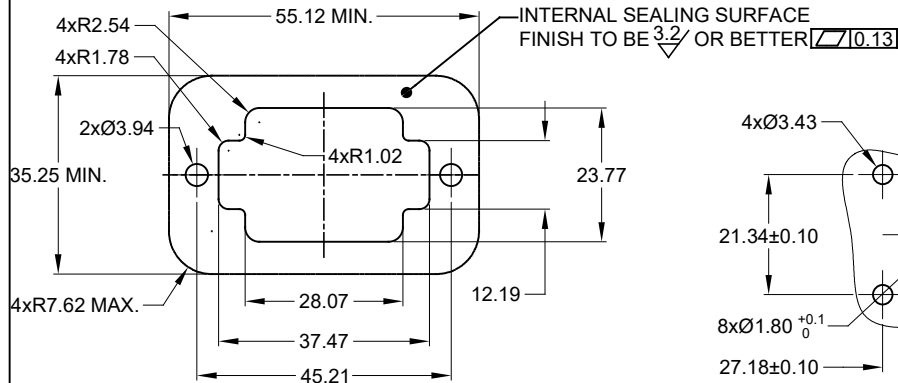


P/N AT15-08PD-BMXX
KEY-D CONFIGURATION
STANDARD COLOR: BROWN



AT15-08PC-BMXX VARIANTS		
CONTACT PLATING	POTTING OR NOT IN RESERVOIR	PART NUMBER
GOLD	NO POTTING	AT15-08PC-BM01
GOLD	POTTING	AT15-08PC-BM02
TIN	NO POTTING	AT15-08PC-BM03
TIN	POTTING	AT15-08PC-BM04

AT15-08PD-BMXX VARIANTS		
CONTACT PLATING	POTTING OR NOT IN RESERVOIR	PART NUMBER
GOLD	NO POTTING	AT15-08PD-BM01
GOLD	POTTING	AT15-08PD-BM02
TIN	NO POTTING	AT15-08PD-BM03
TIN	POTTING	AT15-08PD-BM04



AT15-08PX-BMXX		DESCRIPTION		ITEM
QUANTITY	PART NUMBER			
MATERIALS LIST				
UNLESS OTHERWISE SPECIFIED 1) All dimensions are in metric(mm). 2) Tolerances are as follows: 1 PL DEC ±0.30 2 PL DEC ±0.15 3 PL DEC ±0.08 3) Note reference = Δ		SIGNATURES DRAWN: JONY XIE CHECKED: ORION LI ENGINEER: APPROVAL: TOMMY XIE CUSTOMER:	DATE 19JUN18 19JUN18 19JUN18	Amphenol Sine Systems - www.amphenol-sine.com 44724 Morley Drive Clinton Township, MI 48036
MATERIAL SPECIFICATIONS:		THIS DRAWING IS SUPPLIED FOR INFORMATION ONLY. DESIGN FEATURES, SPECIFICATIONS AND PERFORMANCE DATA SHOWN HEREON ARE THE PROPERTY OF THE AMPHENOL CORPORATION. NO RIGHTS OF REPRODUCTION ARE IMPLIED. ALL DIMENSIONS ARE SUBJECT TO NORMAL MANUFACTURING VARIATIONS.		
PROCESS SPECIFICATIONS:		BOARDLOCK PCB MOUNT RECEPTACLE, 8 PIN, STRAIGHT, AT SERIES		REVISION
NEXT ASSY:		SIZE B	TYPE C-	DWG NO. AT15-08PX-BMXX
		SCALE NONE	SHEET 3 OF 3	

TITLE: PCB MOUNT RECEPTACLE 8PIN STRAIGHT AT SERIES
DWG NO: AT15-08PX-BMXX
REV: A2
SH: 3
OF: 3