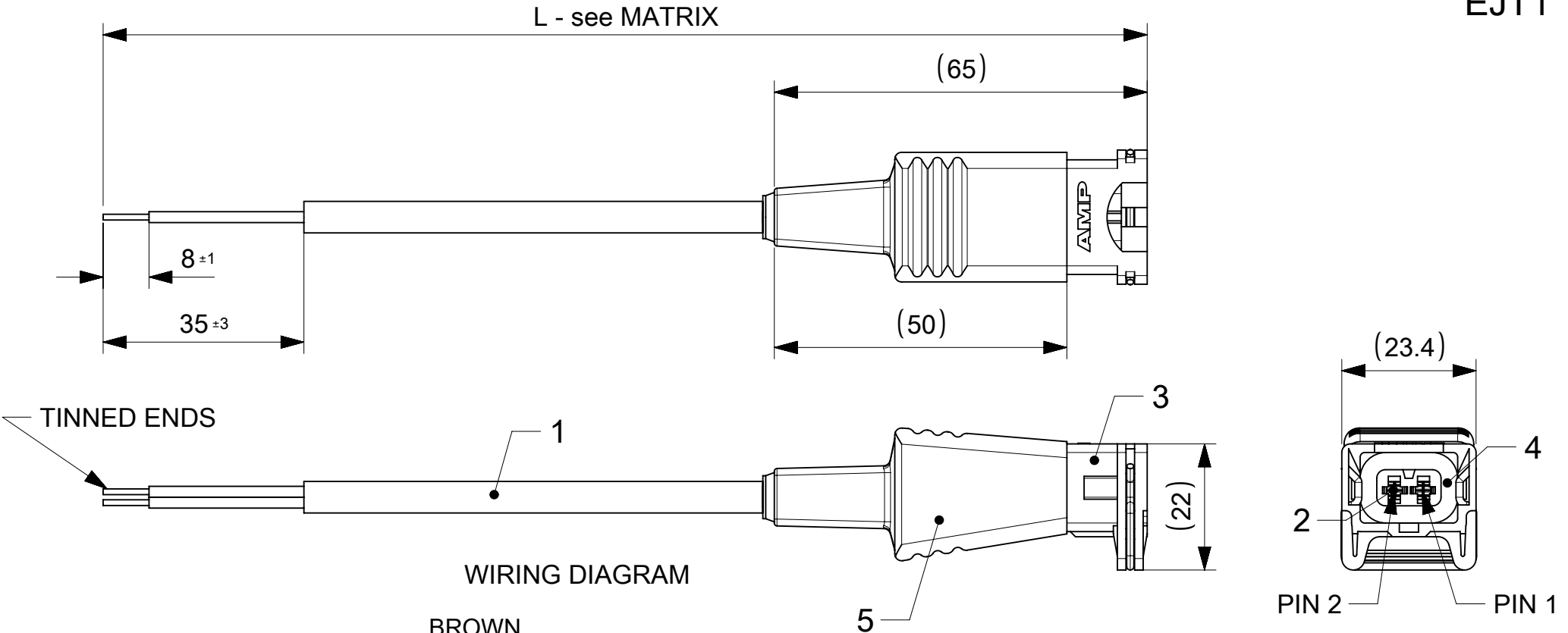


EJT1



BILL OF MATERIALS

ITEM	QTY.	DESCRIPTION	MATERIAL	FINISH/COLOR
1	-	CABLE	SEE MATRIX	-
2	2	CONTACT FEMALE	PH. BRONZE	-
3	1	HOUSING 2P	PA6.6	BLACK
4	1	GASKET	SILICONE	WHITE
5	-	MOULDING MATERIAL	PP	BLACK

THIS DRAWING CONTAINS INFORMATION THAT IS PROPRIETARY TO MOLEX ELECTRONIC TECHNOLOGIES, LLC AND SHOULD NOT BE USED WITHOUT WRITTEN PERMISSION									
FUNCTIONAL SYMBOLS	DIMENSION UNITS	SCALE	CURRENT REV DESC:						
$\nabla_A = 0$	mm	1:1	EC NO: 681912 DRWN: APAWLAK01 2021/10/12 CHK'D: RSILLER 2021/10/19 APPR: RSILLER 2021/10/19						
$\nabla_E = 0$	GENERAL TOLERANCES (UNLESS SPECIFIED)								
$\nabla_P = 0$	ANGULAR TOL ± °								
DIVISIONAL SYMBOLS	4 PLACES	±	INITIAL REVISION: DRWN: APAWLAK01 2021/10/12 APPR: RSILLER 2021/10/19						
	3 PLACES	±							
	2 PLACES	±							
	1 PLACE	±	DOCUMENT NUMBER: 1210460005 DOC TYPE: PSD DOC PART: 000 REVISION: A						
	0 PLACES	±							
	DRAFT WHERE APPLICABLE MUST REMAIN WITHIN DIMENSIONS								
	THIRD ANGLE PROJECTION	DRAWING	SERIES	MATERIAL NUMBER	CUSTOMER	SHEET NUMBER			
		A4-SIZE	121046	SEE SHEET 2	GENERAL MARKET	1 OF 2			

PART No MATRIX

E J T 1 X X X X X X

JUNIOR CONNECTORS

CONNECTOR TYPE:
1 - 2 WIRES, STRAIGHT

CABLE TYPE:
B3 - PUR BLACK 2x18AWG
N2 - PVC BLACK 2x0.5mm²
N3 - PVC BLACK 2x0.75mm²
P2 - PUR BLACK 2x0.5mm²
P3 - PUR BLACK 2x0.75mm²

HEAD COLOR:
N - BLACK
A - UL BLACK

CABLE LENGTH [cm]
050 = 50cm
300 = 300cm
10K = 1000cm

PART LIST

MOLEX PN	ENGINEERING NO	L±TOL. [mm]
1210460005	EJT1P3N200	2000±30
1210460006	EJT1P3N500	5000±40
1210460008	EJT1P3N300	3000±30
1210460009	EJT1P2N100	1000±20
1210460011	EJT1P3N100	1000±20
1210460012	EJT1P3N800	8000±50
1210460013	EJT1N3N150	1500±30
1210460014	EJT1P2N300	3000±30
1210460015	EJT1P3N150	1500±30
1210460024	EJT1P2N400	4000±40
1210460025	EJT1N3N100	1000±20
1210460026	EJT1P2N600	6000±50
1210460027	EJT1P3N10K	10000±50
1210460028	EJT1N3N200	2000±30
1210460034	EJT1P2N10K	10000±50
1210560056	EJT1N2N300	3000±30
1210560201	EJT1N2N100	1000±20
1210560249	EJT1B3A500	5000±40

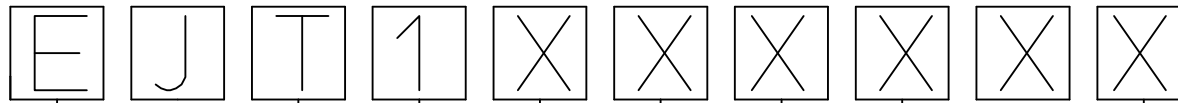
TABLE OF LENGHT TOLERANCES

OVER	UP TO AND INCLUDING	TOLERANCE
0	1000	±20
1000	3000	±30
3000	5000	±40
5000	10000	±50
10000	15000	±100
15000	20000	±150
20000		±L/100

FUNCTIONAL SYMBOLS = 0 = 0 = 0 DIVISIONAL SYMBOLS	THIS DRAWING CONTAINS INFORMATION THAT IS PROPRIETARY TO MOLEX ELECTRONIC TECHNOLOGIES, LLC AND SHOULD NOT BE USED WITHOUT WRITTEN PERMISSION		DIMENSION UNITS: mm SCALE: 1:1		CURRENT REV DESC: EC NO: 681912 DRWN: APAWLAK01 2021/10/12 CHK'D: RSILLER 2021/10/19 APPR: RSILLER 2021/10/19	 JUNIOR TIMER 2P FE STR EJT1XXXXXX		
	GENERAL TOLERANCES (UNLESS SPECIFIED) ANGULAR TOL ± ° 4 PLACES ± 3 PLACES ± 2 PLACES ± 1 PLACE ± 0 PLACES ±		INITIAL REVISION: DRWN: APAWLAK01 2021/10/12 APPR: RSILLER 2021/10/19					
DRAFT WHERE APPLICABLE MUST REMAIN WITHIN DIMENSIONS		THIRD ANGLE PROJECTION	DRAWING: A4-SIZE	SERIES: 121046	DOCUMENT NUMBER: 1210460005	DOC TYPE: PSD	DOC PART: 000	REVISION: A
			MATERIAL NUMBER: SEE PART LIST	CUSTOMER: GENERAL MARKET	SHEET NUMBER: 2 OF 2			

DOCUMENT STATUS: P1 RELEASE DATE: 2021/10/19 12:55:13

PN KEY



JUNIOR CONNECTORS

CONNECTOR TYPE: _____

1 - 2 WIRES, STRAIGHT

CABLE TYPE, SEE SHEET 2, CHART 1 AND CHART 2 _____

HEAD COLOR: _____

G=GRAY; N=BLACK; T=TRANSPARENT; A=CSA-UL BLACK; B=CSA-UL GRAY

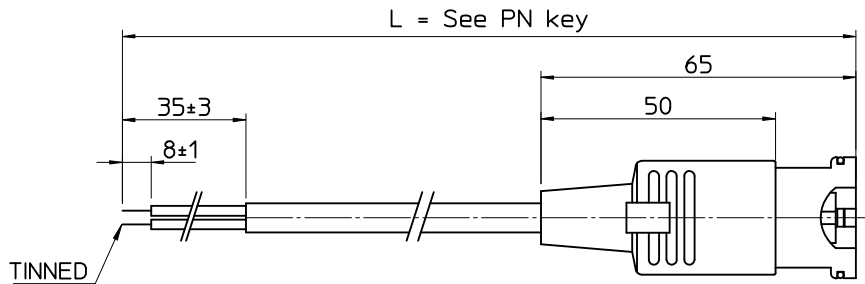
CABLE LENGTH IN CENTIMETRES: _____

EXAMPLE: 050=50 CM, 300=300 CM.

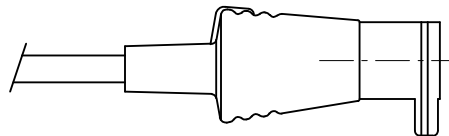

Table of length tolerances [mm]		
Over	Up to and including	Tolerance
0	1000	±20
1000	3000	±30
3000	5000	±40
5000	10000	±50
10000	15000	±100
15000	20000	±150
20000		±L/100

TABLE 1

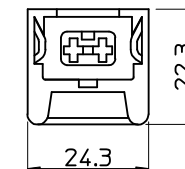
MOLEX PN	Engineering No.	L [mm]
1210460005	EJT1P3N200	2000
1210460006	EJT1P3N500	5000
1210460008	EJT1P3N300	3000
1210460009	EJT1P2N100	1000
1210460011	EJT1P3N100	1000
1210460012	EJT1P3N800	8000
1210460013	EJT1N3N150	1500
1210460014	EJT1P2N300	3000
1210460015	EJT1P3N150	1500
1210460024	EJT1P2N400	4000
1210460025	EJT1N3N100	1000
1210460026	EJT1P2N600	6000
1210460027	EJT1P3N10K	10000
1210460028	EJT1N3N200	2000
1210460034	EJT1P2N10K	10000
1210560056	EJT1N2N300	3000
1210560201	EJT1N2N100	1000



ELECTRICAL DIAGRAM



Face View



2
1
2
1

NOTES:
1. Dimensions without tolerances are referential

ORIGINAL RELEASE EC NO: IPG2016-0461 DRWN: JMARSZALEK 2014/05/31 CHKD: APPR: MIWASIECZKO 2015/09/28	QUALITY SYMBOLS ▽=0 ◻=0	GENERAL TOLERANCES (UNLESS SPECIFIED) <table border="1"> <thead> <tr> <th></th> <th>mm</th> <th>INCH</th> </tr> </thead> <tbody> <tr> <td>4 PLACES</td> <td>± ---</td> <td>± ---</td> </tr> <tr> <td>3 PLACES</td> <td>± ---</td> <td>± ---</td> </tr> <tr> <td>2 PLACES</td> <td>± ---</td> <td>± ---</td> </tr> <tr> <td>1 PLACE</td> <td>± ---</td> <td>± ---</td> </tr> <tr> <td>0 PLACE</td> <td>± ---</td> <td>± ---</td> </tr> </tbody> </table>		mm	INCH	4 PLACES	± ---	± ---	3 PLACES	± ---	± ---	2 PLACES	± ---	± ---	1 PLACE	± ---	± ---	0 PLACE	± ---	± ---	DIMENSION STYLE MM ONLY	SCALE -	DESIGN UNITS METRIC	THIRD ANGLE PROJECTION
		mm	INCH																					
	4 PLACES	± ---	± ---																					
	3 PLACES	± ---	± ---																					
2 PLACES	± ---	± ---																						
1 PLACE	± ---	± ---																						
0 PLACE	± ---	± ---																						
DESCRIPTION A	DRAFT WHERE APPLICABLE MUST REMAIN WITHIN DIMENSIONS	DRAWN BY JMARSZALEK	DATE 2014/05/31	TITLE EJT1XXXXXX JUNIOR TIMER 2P FE STR																				
		APPROVED BY MIWASIECZKO	DATE 2015/09/28	DOCUMENT NO. SD-121046-002																				
		MATERIAL NO. SEE PN KEY		SHEET NO. 1 OF 2																				

molex

THIS DRAWING CONTAINS INFORMATION THAT IS PROPRIETARY TO MOLEX INCORPORATED AND SHOULD NOT BE USED WITHOUT WRITTEN PERMISSION


TABLE 2 - CABLES

TABLE 2 - CABLES

Molex PN Raw cable	Cable type	Cable code	Wires no.	Cross Section	Jacket material	Jacket color	Diameter Ø [mm]	Wire colors
1210180384	R	3	3	0.75 mm ²	TPR HAL. FREE	Black	6.5±0.2	BN, BU, GN/YE
1210180094	T	3	3	0.75 mm ²	PUR CSA/UL 20668	Yellow	6.5±0.2	BN, BU, GN/YE
1210180309	Y	3	3	0.75 mm ²	SILICONE RUBBER	Red	6.5±0.2	BN, BU, GN/YE
1210180081	F	4	3	1 mm ²	PVC CNOMO	Grey	7.1+0.2/-0	BK1, BK2, GN/YE
1210180042	I	4	2	1 mm ²	PVC CEI 2022 II O.R.	Grey	7.1+0.2/-0	BN, BU
1210180079	I	4	3	1 mm ²	PVC CEI 2022 II O.R.	Grey	7.1+0.2/-0	BN, BU, GN/YE
1210180036	N	4	2	1 mm ²	PVC H05VV-F	Black	6.5±0.2	BN, BU
1210180082	N	4	3	1 mm ²	PVC H05VV-F	Black	6.9±0.2	BN, BU, GN/YE
1210180117	R	4	3	1 mm ²	TPR HAL. FREE	Black	7.1±0.2	BN, BU, GN/YE
1210180085	N	5	3	1.5 mm ²	PVC H05VV-F	Black	7.9±0.2	BN, BU, GN/YE
1210180313	I	6	2	0.35 mm ²	PVC CEI 2011	Grey	4.8±0.2	BN, WH
1210180149	I	9	4	0.75 mm ²	PVC CEI 2022 II	Grey	7.3±0.2	BN, BU, BK, GN/YE

TABLE 1 - TYPES OF CABLES

Code	Cable types	Features	Cross Section
N	PVC	Application general purpose cable which has good resistance to water, but usually poor oil resistance.	0.5 mm ² 0.75 mm ² 1 mm ²
I	CEI	Approved to IEC 332-2A, flame retardant and self extinguishing. Limited resistant to mineral oils.	0.5 mm ² 0.75 mm ² 1 mm ²
P	PUR	Offer good resistance to oil and chemicals. Can swell when constantly immersed in water.	0.5 mm ² 0.75 mm ² 1 mm ²
A	PVC CSA-UL	Approved to CSA-UL 2661, application general purpose cable which has good resistance to water, but usually poor oil resistance.	20 AWG 18 AWG
B	PUR CSA-UL	Approved to CSA-UL 20668, very good resistance to oil and chemicals.	20 AWG 18 AWG

ORIGINAL RELEASE EC NO: IPG2016-0461 DRWN: JMARSZALEK 2014/05/31 CHKD: APPR: MIWASIECZKO 2015/09/28	QUALITY SYMBOLS ▽=0 ◻=0	GENERAL TOLERANCES (UNLESS SPECIFIED)		DIMENSION STYLE MM ONLY		SCALE -	DESIGN UNITS METRIC	THIRD ANGLE PROJECTION		
			mm	INCH	DRAWN BY JMARSZALEK	DATE 2014/05/31	TITLE EJT1XXXXXX JUNIOR TIMER 2P FE STR			
		4 PLACES	± ---	± ---	CHECKED BY	DATE				
		3 PLACES	± ---	± ---	APPROVED BY MIWASIECZKO 2015/09/28					
		2 PLACES	± ---	± ---	MATERIAL NO.					
1 PLACE	± ---	± ---	ANGULAR ± --- °		DOCUMENT NO. SD-121046-002		SHEET NO. 2 OF 2			
0 PLACE	± ---	± ---	DRAFT WHERE APPLICABLE MUST REMAIN WITHIN DIMENSIONS		SEE PN KEY		THIS DRAWING CONTAINS INFORMATION THAT IS PROPRIETARY TO MOLEX INCORPORATED AND SHOULD NOT BE USED WITHOUT WRITTEN PERMISSION			