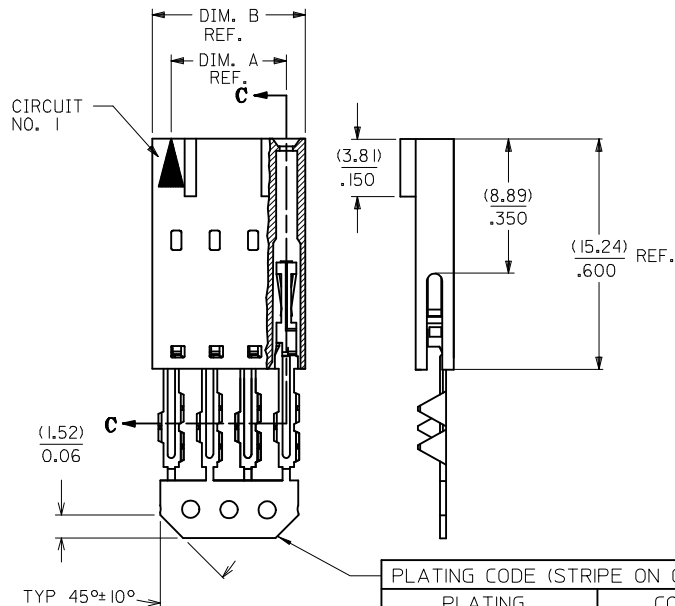
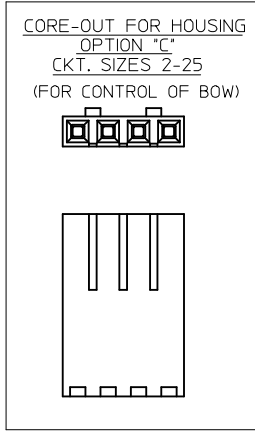
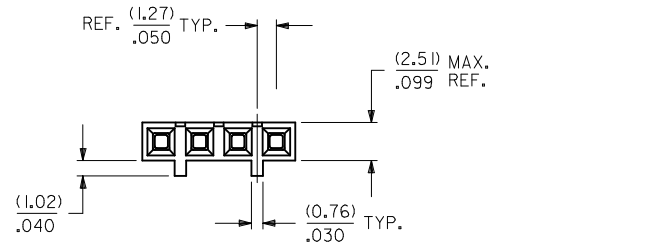


"C" - OPTION



PLATING CODE (STRIPE ON CARRIER STRIP)	
PLATING	COLOR
30 GOLD	RED

CKT. SIZE	EDP. NO.	ENG. NO.	A	B
2	015-47-4025	70430-0386	(2.54) .100	(5.05) .199
3	015-47-4035	70430-0387	(5.08) .200	(7.59) .299
4	015-47-4045	70430-0388	(7.62) .300	(10.13) .399
5	015-47-4055	70430-0389	(10.16) .400	(12.67) .499
6	015-47-4065	70430-0390	(12.70) .500	(15.21) .599
7	015-47-4075	70430-0391	(15.24) .600	(17.75) .699
8	015-47-4085	70430-0392	(17.78) .700	(20.29) .799
9	015-47-4095	70430-0393	(20.32) .800	(22.83) .899
10	015-47-4105	70430-0394	(22.86) .900	(25.37) .999
11	015-47-4115	70430-0395	(25.40) 1.000	(27.91) 1.099
12	015-47-4125	70430-0396	(27.94) 1.100	(30.45) 1.199
13	015-47-4135	70430-0397	(30.48) 1.200	(32.99) 1.299
14	015-47-4145	70430-0398	(33.02) 1.300	(35.53) 1.399
15	015-47-4155	70430-0399	(35.56) 1.400	(38.07) 1.499
16	015-47-4165	70430-0400	(38.10) 1.500	(40.61) 1.599
17	015-47-4175	70430-0401	(40.64) 1.600	(43.15) 1.699
18	015-47-4185	70430-0402	(43.18) 1.700	(45.69) 1.799
19	015-47-4195	70430-0403	(45.72) 1.800	(48.23) 1.899
20	015-47-4205	70430-0404	(48.26) 1.900	(50.77) 1.999
21	015-47-4215	70430-0405	(50.80) 2.000	(53.31) 2.099
22	015-47-4225	70430-0406	(53.34) 2.100	(55.85) 2.199
23	015-47-4235	70430-0407	(55.88) 2.200	(58.39) 2.299
24	015-47-4245	70430-0408	(58.42) 2.300	(60.93) 2.399
25	015-47-4255	70430-0409	(60.96) 2.400	(63.47) 2.499

- HOUSING MATERIAL: GLASS FILLED POLYESTER, UL94V-0, COLOR: BLACK.  
TERMINAL MATERIAL: PHOSPHOR BRONZE.  
PLATING 30 GOLD -0.76 MICROMETERS/75 MICROINCHES MINIMUM GOLD PLATE IN SELECT AREA  
1.90 MICROMETERS/35 MICROINCHES MINIMUM TIN PLATE IN SELECT AREA  
1.27 MICROMETERS/50 MICROINCHES MINIMUM NICKEL PLATE OVERALL.
- PRE LOADED ASSEMBLY TO BE USED WITH (0.30)/.012 MAX. THICK FLAT CABLE WITH (1.57)/.062 WIDE COPPER CONDUCTORS ON (2.54)/.100 CENTERS OR, (0.13)/.005-(0.28)/.011 THICK MYLAR WITH (1.02)/.040 - (1.65)/.065 WIDE SILVER INK CONDUCTORS ON (2.54)/.100 CENTERS.
- PRODUCT SPECIFICATION: PS-70430.
- STANDARD PACKING PER PK70873-0001 SHALL BE USED.
- SEE CHART FOR CIRCUIT SIZES, "A" AND "B" DIMENSIONS.
- TWO (2) CIRCUIT ASSEMBLIES SUPPLIED AS GROUPED PAIRS.
- PART MATES WITH (0.64)/.025 SQ. PINS, (8.13)/.320 TO (5.08)/.200 LONG ON (2.54)/.100 CENTERS.
- PARTS CONFORM TO CLASS B COSMETIC SPECIFICATION PS-45499-002.

THE PRIMARY CARTON WITH A LABEL STATING "ELV AND RoHS COMPLIANT" IS LEAD FREE. CARTONS WITHOUT THIS LABEL MAY CONTAIN LEAD.

STANDARDIZE EC NO: UCP2013-2452 DRWINRHIPPLE 2012/12/17 CHKD:JORGAN 2012/12/17 APPR:SMILLER 2013/01/31	QUALITY SYMBOLS ▽=0 ▽=0 ▽=0	GENERAL TOLERANCES (UNLESS SPECIFIED)		DIMENSION STYLE MM/IN		SCALE INCH	DESIGN UNITS INCH	THIRD ANGLE PROJECTION	
		4 PLACES ± --- ± --- 3 PLACES ± --- ± .010 2 PLACES ± 0.25 ± .015 1 PLACE ± 0.38 ± --- 0 PLACE ± --- ± ---	mm INCH DRAWN BY RAS DATE 1986/07/21 CHECKED BY MJM DATE 1986/07/21 APPROVED BY SMILLER DATE 2013/01/31	TITLE ASSEMBLY, CONNECTOR FFC FEMALE SINGLE ROW (2.54)/.100 GRID					
		ANGULAR ±1/2°		MATERIAL NO. SEE TABLE		DOCUMENT NO. SDA-70430-0386-0409		SHEET NO. 1 OF 1	
		DRAFT WHERE APPLICABLE MUST REMAIN WITHIN DIMENSIONS				THIS DRAWING CONTAINS INFORMATION THAT IS PROPRIETARY TO MOLEX INCORPORATED AND SHOULD NOT BE USED WITHOUT WRITTEN PERMISSION			