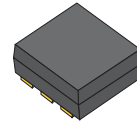


CPDVR065V0U-HF

RoHS Device
Halogen Free



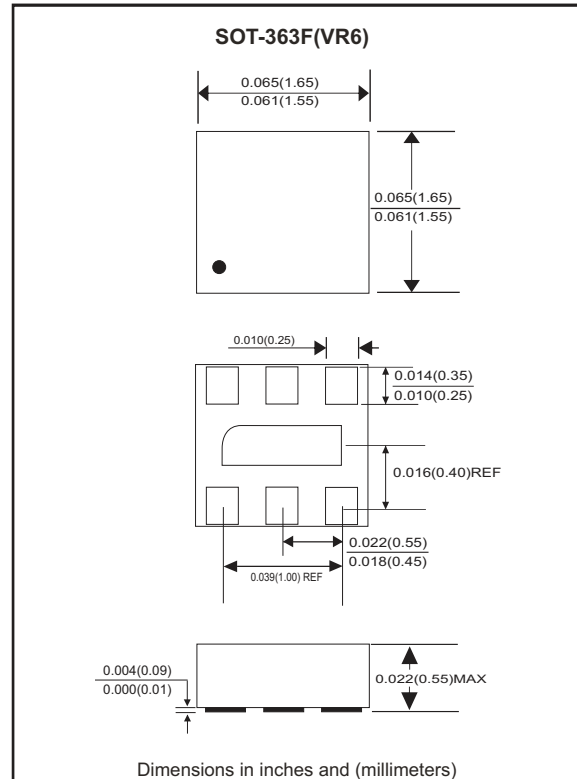
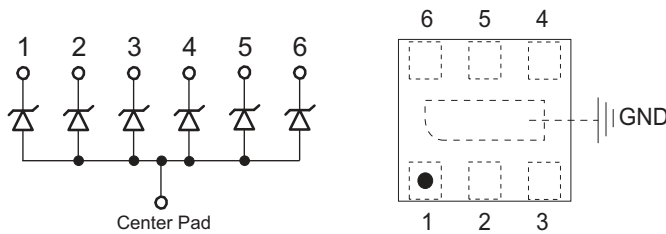
Features

- Uni-directional ESD protection.
- Working voltage: 5V

Mechanical data

- Case: SOT-363F Standard package, molded plastic.
- Terminals: Gold plated, solderable per MIL-STD-750, method 2026.
- Marking Code: E5U
- Mounting position: Any.

Circuit Diagram & Package



Maximum Ratings (at TA=25°C unless otherwise noted)

Parameter	Symbol	Value	Unit
Peak pulse current (tp = 8/20 us)	IPPM	2	A
Peak pulse power (tp = 8/20 us) to ground	PPP	26	W
ESD per IEC 61000-4-2(Air) ESD per IEC 61000-4-2(Contact)	VESD	±15	kV
Operating temperature (Junction temperature)	TJ	-40 to +125	°C
Storage temperature	TSTG	-55 to +150	°C

Electrical Characteristics (at TA=25°C unless otherwise noted)

Parameter	Conditions	Symbol	Min	Typ	Max	Unit
Forward voltage	IF = 10mA	VF		0.8		V
Reverse current	VR = 5 V	IR		<0.01	0.1	uA
Reverse break down voltage	IR = 1 mA	VBR	6			V
Reverse Clamping voltage	IPP = 1A , Tp=8/20us,Any Channel Pin to Ground	VC			11	V
	IPP = 2 A, Tp=8/20us,Any Channel Pin to Ground	VC			13	V
Forward Clamping voltage	IPP = 1A , Tp=8/20us,Any Channel Pin to Ground	VCR		2	2.5	V
	IPP = 2.5 A, Tp=8/20us,Any Channel Pin to Ground	VCR		3.2	4	V
Junction capacitance	VR=0V, f = 1MHz,Any channel Pin to Ground	CT		11	15	pF

RATING AND CHARACTERISTIC CURVES (CPDVR065V0U-HF)

Fig.1 - 8/20us Peak Pulse Current Wave Form acc. IEC 61000-4-5

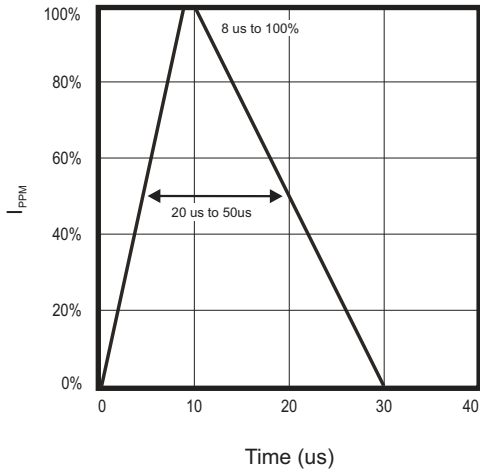


Fig.2 - ESD Discharge Current Wave Form acc.IEC 61000-4-2(330Ω/150pF)

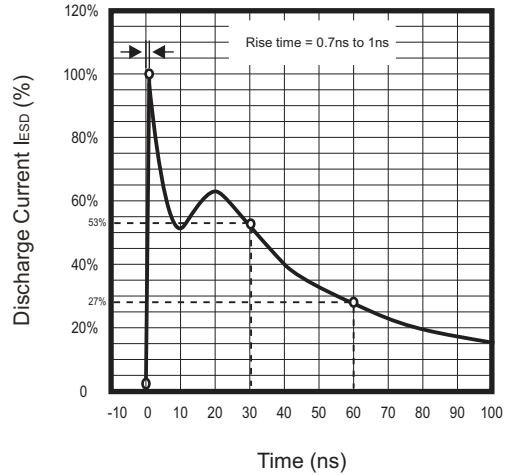


Fig.3 - Reverse Voltage V_R vs. Reverse Current I_R

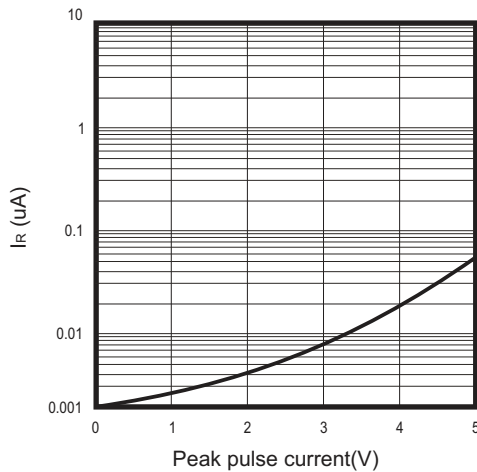


Fig.4 - Forward Voltage I_F vs. Forward current V_F

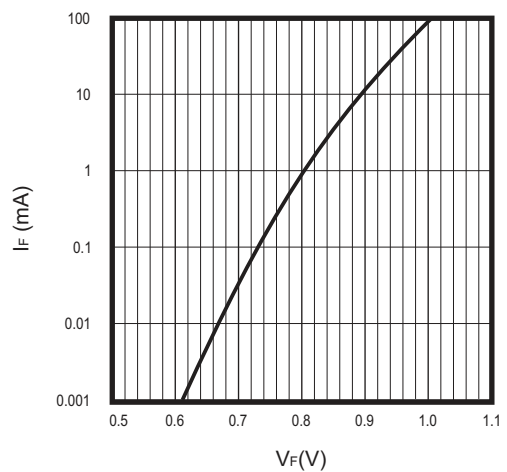


Fig.5 - Junction Capacitance vs. Reverse Voltage

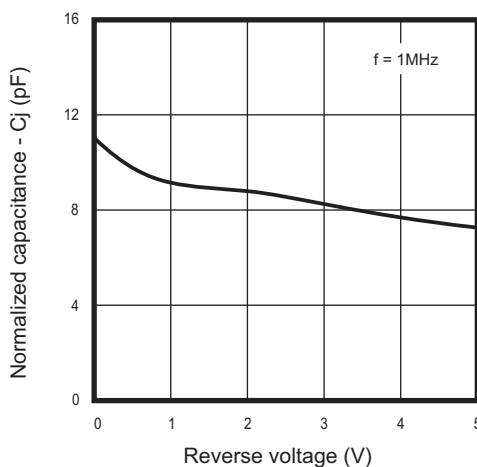
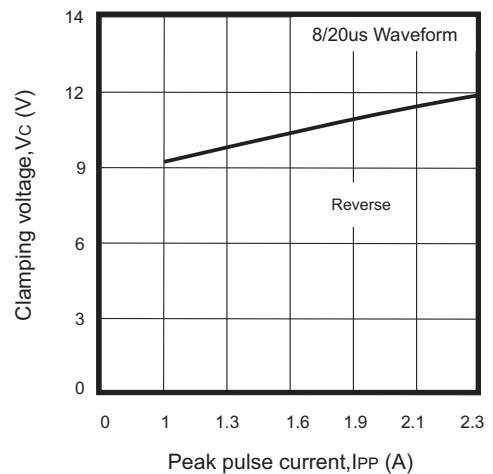
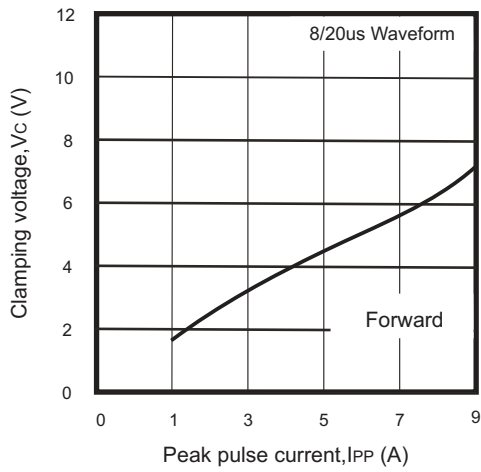


Fig.6 - Clamping Voltage vs. Peak Pulse Current I_{PP}

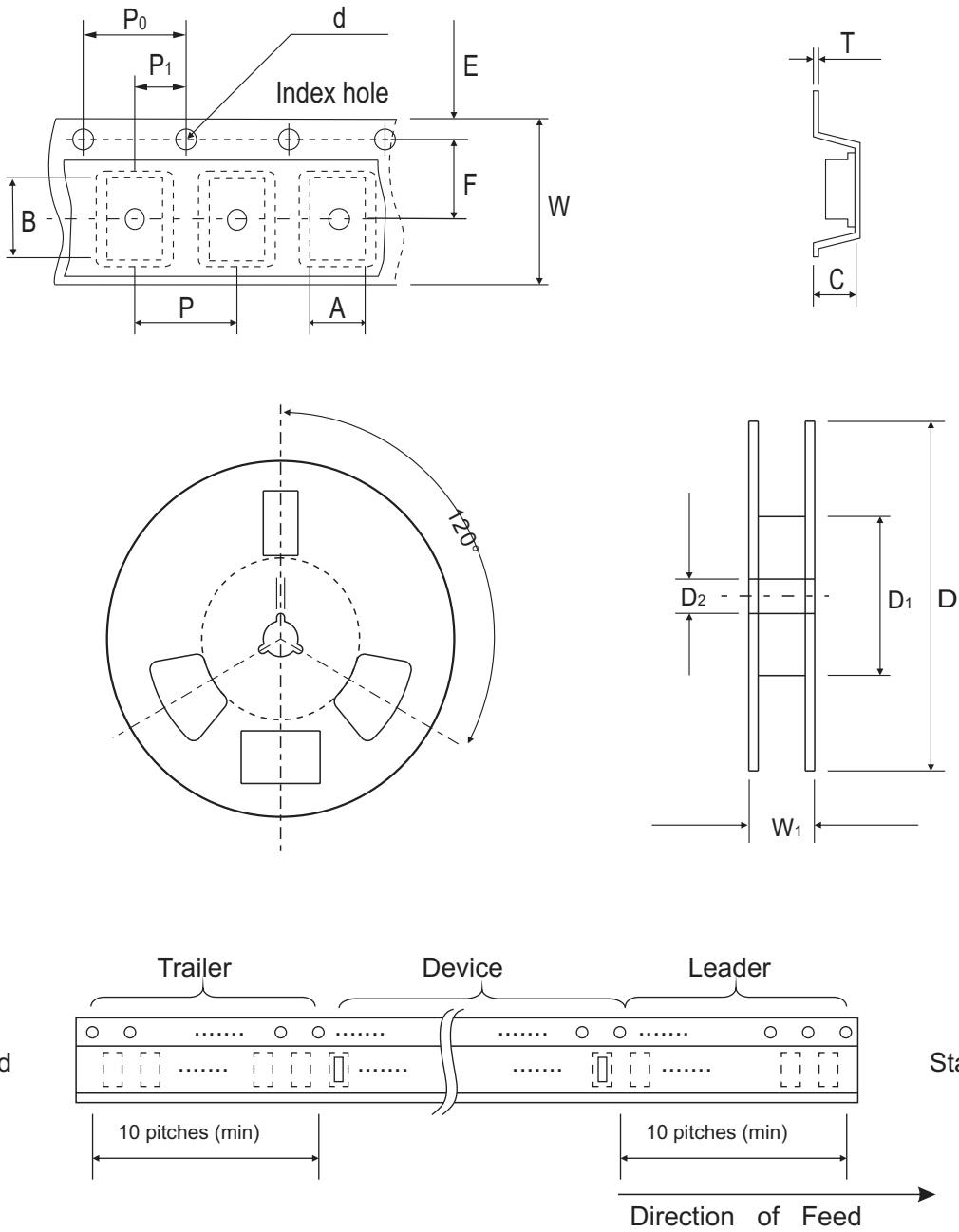


RATING AND CHARACTERISTIC CURVES (CPDVR065V0U-HF)

Fig.7 - Typical Clamping Voltage Vs Peak Pulse Current I_{PP}



Reel Taping Specification




SOT-363F	SYMBOL	A	B	C	d	D	D1	D2
	(mm)	1.78 ± 0.10	1.78 ± 0.10	0.62 ± 0.10	1.50 ± 0.10	178 ± 1.00	54.40 ± 0.40	12.30 ± 0.20
	(inch)	0.070 ± 0.004	0.070 ± 0.004	0.024 ± 0.004	0.059 ± 0.004	7.008 ± 0.039	2.142 ± 0.016	0.484 ± 0.008

SOT-363F	SYMBOL	E	F	P	P0	P1	W	W1
	(mm)	1.75 ± 0.10	3.50 ± 0.05	4.00 ± 0.10	4.00 ± 0.10	2.00 ± 0.10	8.00 ± 0.30 / - 0.10	9.50 ± 1.00
	(inch)	0.069 ± 0.004	0.138 ± 0.002	0.158 ± 0.004	0.158 ± 0.004	0.079 ± 0.004	0.315 ± 0.011 / - 0.004	0.374 ± 0.039

Marking Code

Part Number	Marking Code
CPDVR065V0U-HF	E5U



Standard Packaging

Case Type	REEL PACK	
	REEL (pcs)	Reel Size (inch)
SOT-363F (VR6)	3,000	7