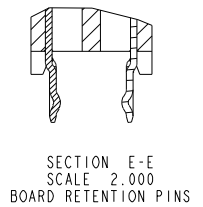
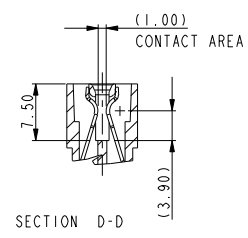
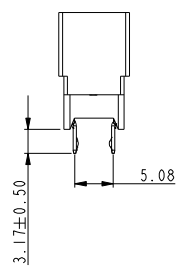
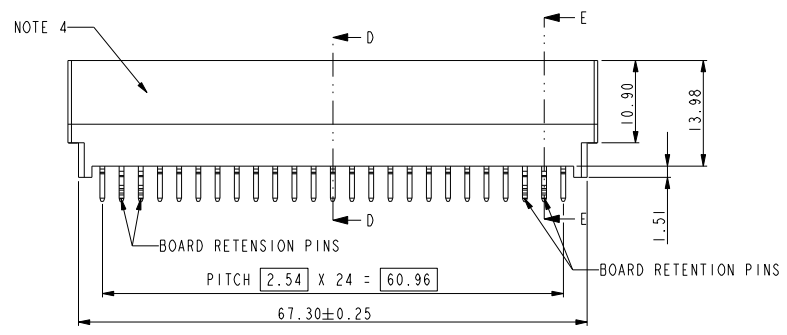
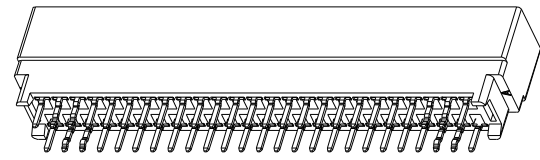
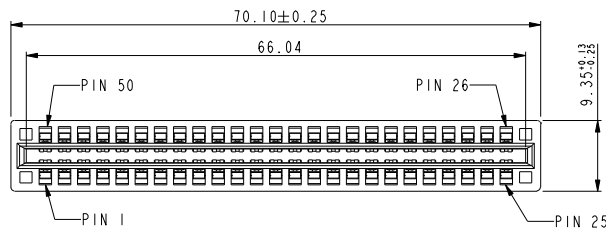


PRODUCT NO
10046971-019LF



NOTE:
1. MATERIAL:
HOUSING: HIGH TEMPERATURE THERMOPLASTIC,
UL 94 V-0 FLAME RETARDANT.
TERMINAL: HIGH CONDUCTIVITY COPPER ALLOY.
PLATING SPEC AS BELOW:
Ni 50u" UNDER PLATED.
Au 30u" OVER CONTACT AREA.(ONE SIDE)
MATTE TIN 120u" OVER SOLDERING AREA.
2. PACKING SPEC. GS-14-937
3. PRODUCT SPEC. GS-12-338.
4. MANUFACTURER'S NAME, P/N AND DATE CODE
TO APPEAR ON THIS SURFACE AS PER GS-24-007.
5. PART NUMBER 10046971-019LF MEETS EUROPEAN UNION DIRECTIVE AND OTHER
COUNTRY REGULATIONS AS DESCRIBED IN GS-22-008.
THE HOUSING WILL WITHSTAND EXPOSURE TO 260°C PEAK TEMPERATURE FOR 10 SECONDS
IN A WAVE SOLDER APPLICATION WITH A CIRCUIT BOARD.

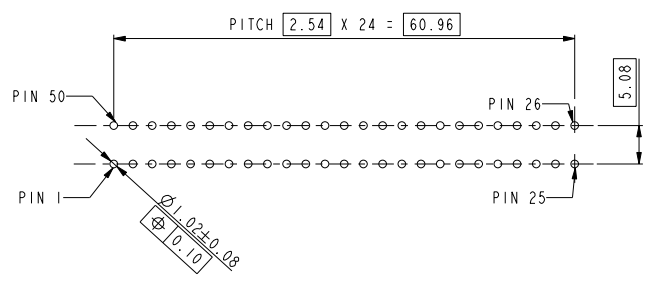
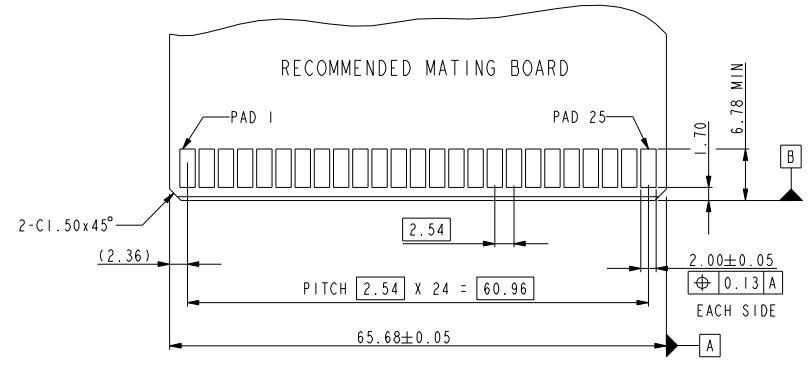
www.fciconnect.com		surface	<input checked="" type="checkbox"/>	tolerance std	projection	MM
		TOLERANCES UNLESS OTHERWISE SPECIFIED				
Dr	JULIA WANG	2009-03-19	ANGULAR	LINEAR	0.X	±0.5
Eng	JULIA WANG	2009-03-19			size	A4
Chr	PM ZHENG	2009-03-19	0°	±2°	0.XXX	±0.130
Appr	JOSEPH HSIA	2009-03-19	Product family		ECN	DG10-0289
					Spec ref	*
		title			dwg no	Rev.
		POWER EDGE CONNECTOR			10046971-019	A
		VERTICAL TYPE (25PX2)			CUSTOMER COP	sheet 1 of 2
		catalog no			*	

rev	ecn no	dr	date
A	DG10-0289	SM	08/23/10
-	-	-	-
-	-	-	-
-	-	-	-
-	-	-	-
-	-	-	-

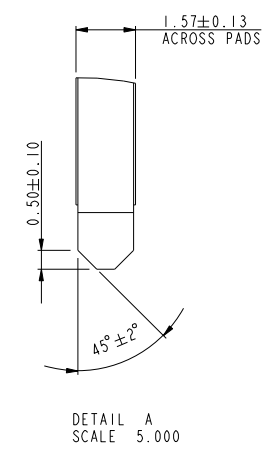


Copyright FCI.

PRODUCT NO
10046971-019LF



RECOMMENDED PC BOARD LAYOUT
AND THE THICKNESS IS 2.36mm



www.fciconnect.com			surface <input checked="" type="checkbox"/>	tolerance std	projection	MM		
			TOLERANCES UNLESS OTHERWISE SPECIFIED					
Dr	JULIA WANG	2009-03-19	ANGULAR	LINEAR	0.X	±0.50	size A4	Scale 1.000
Eng	JULIA WANG	2009-03-19			0.XX	±0.25		
Chr	PM ZHENG	2009-03-19	0°	±2°	0.XXX	±0.130	ECN	DG10-0289
Appr	JOSEPH HSIA	2009-03-19	Product family			Spec ref *		
FCI		title POWER EDGE CONNECTOR VERTICAL TYPE (25PX2)			dwg no 10046971-019		Rev. A	
		catalog no *			CUSTOMER COP		sheet 2 of 2	



Copyright FCI.