

Hybrid motor starter - ELR H5-IES-SC-SWD/500AC-2 - 2903117

Please be informed that the data shown in this PDF Document is generated from our Online Catalog. Please find the complete data in the user's documentation. Our General Terms of Use for Downloads are valid (<http://phoenixcontact.com/download>)



Hybrid motor starter for reversing 3~ AC motors up to 550 V AC, 2.4 A output current, adjustable overload shutdown and safe emergency stop up to PLe/SIL 3 and SmartWire-DT™ adapter as a set.



Key Commercial Data

Packing unit	1 pc
Weight per Piece (excluding packing)	360.0 g
Custom tariff number	85371099
Country of origin	Germany

Technical data

Dimensions

Width	22.5 mm
Height	165 mm
Depth	114.5 mm

Ambient conditions

Ambient temperature (operation)	-5 °C ... 55 °C (observe derating)
Ambient temperature (storage/transport)	-40 °C ... 80 °C
Degree of protection	IP20

Device supply

Rated control circuit supply voltage U_S	24 V DC
Control supply voltage range	19.2 V DC ... 30 V DC
Rated control supply current I_S	40 mA
Protective circuit	Reverse polarity protection Parallel polarity protection diode
	Surge protection

Input data

Hybrid motor starter - ELR H5-IES-SC-SWD/500AC-2 - 2903117

Technical data

Input data

Input name	Control input right/left
Rated actuating voltage U_c	24 V DC
Voltage range	19.2 V DC ... 30 V DC
Rated actuating current I_c	5 mA
Switching threshold	9.6 V ("0" signal)
	19.2 V ("1" signal)
Switching level	< 5 V DC (For EMERGENCY STOP)
Typical turn-off time	< 30 ms

Output data load output

Output name	AC output
Rated operating voltage U_e	500 V AC
Operating voltage range	42 V AC ... 550 V AC
Mains frequency	50 Hz
	60 Hz
Load current range	180 mA ... 2.4 A (see to derating)
Trigger characteristic in acc. with IEC 60947	Class 10A
Cooling time	20 min. (for auto reset)
Leakage current	0 mA
Protective circuit	Surge protection

Output data reply output

Output name	Acknowledge output
Note	Confirmation: floating change-over contact, signal contact
Contact type	1 PDT
Switching capacity according to IEC 60947-5-1	3 A (230 V, AC15)
	2 A (24 V, DC13)

General

Switching frequency	≤ 2 Hz (Load-dependent)
Mounting position	vertical (horizontal DIN rail, motor output below)
Assembly instructions	alignable, for spacing see derating
Operating mode	100% operating factor
Maximum power dissipation	4.1 W
Minimum power dissipation	0.88 W
Operating voltage display	Green LED
Status display	Yellow LED
Indication	Red LED

Hybrid motor starter - ELR H5-IES-SC-SWD/500AC-2 - 2903117

Technical data

Connection data, input side

Connection name	Control circuits
Connection method	Screw connection
Stripping length	8 mm
Screw thread	M3
Conductor cross section solid	0.2 mm ² ... 2.5 mm ²
Conductor cross section flexible	0.2 mm ² ... 2.5 mm ²
Conductor cross section AWG	24 ... 14
Torque	0.5 Nm ... 0.6 Nm

Connection data, output side

Connection name	Load circuit
Connection method	Screw connection
Stripping length	8 mm
Screw thread	M3
Conductor cross section solid	0.2 mm ² ... 2.5 mm ²
Conductor cross section flexible	0.2 mm ² ... 2.5 mm ²
Conductor cross section AWG	24 ... 14
Torque	0.5 Nm ... 0.6 Nm

Standards/regulations

Designation	Standards/regulations
Standards/regulations	IEC 60947-1
	EN 60947-4-2
	IEC 61508
	ISO 13849

Insulation characteristics

Rated insulation voltage	500 V
Rated surge voltage	6 kV
Overvoltage category	III
Degree of pollution	2
Designation	Insulation characteristics between the control input and control supply voltage, and auxiliary circuit to the main circuit
Insulation	Safe isolation (IEC 60947-1) at operating voltage ≤ 300 V AC
	Safe isolation (EN 50178) at operating voltage ≤ 300 V AC
	Basic isolation (IEC 60947-1) at operating voltage 300 ... 500 V AC
	Safe isolation (EN 50178) at operating voltage 300 ... 500 V AC
Designation	Isolation characteristics between the control input and control supply voltage to auxiliary circuit
Insulation	Safe isolation (IEC 60947-1) in the auxiliary circuit ≤ 300 V AC

Hybrid motor starter - ELR H5-IES-SC-SWD/500AC-2 - 2903117

Technical data

Insulation characteristics

	Safe isolation (EN 50178) in the auxiliary circuit \leq 300 V AC
--	--------------------------------------------------------------------

Approvals/conformities

Safety Integrity Level according to IEC 61508	SIL 3 (safe shutdown)
	SIL 2 (motor protection)
Category acc. to EN ISO 13849	3 (Safe shutdown)
Performance level according to ISO 13849	e (Safe shutdown)
ATEX	# II (2) G [Ex e] [Ex d] [Ex px]
	# II (2) D [Ex t] [Ex p]
EU type-examination certificate	PTB 07 ATEX 3145

UL data

SCCR	100 kA (480 V AC (fuse: 30 A class CC/30 A class J (high fault)))
	5 kA (480 V AC (fuse: 20 A RK5 (standard fault)))
FLA	2.4 A (480 V AC)
Group installation	20 A (class RK5, SCCR 5kA, #24 - 14 AWG max. solid and stranded)
	30 A (class CC or J, SCCR 100kA, #24 - 14 AWG max, solid and stranded)
Category code	NLDX / NRNT

Standards and Regulations

Designation	Standards/regulations
Standards/regulations	IEC 60947-1
	EN 60947-4-2
	IEC 61508
	ISO 13849
ATEX	# II (2) G [Ex e] [Ex d] [Ex px]
	# II (2) D [Ex t] [Ex p]

Classifications

eCl@ss

eCl@ss 4.0	27142001
eCl@ss 4.1	27142001
eCl@ss 5.0	27142001
eCl@ss 5.1	27371601
eCl@ss 6.0	27371601
eCl@ss 7.0	27371601
eCl@ss 8.0	27370905
eCl@ss 9.0	27370905

Hybrid motor starter - ELR H5-IES-SC-SWD/500AC-2 - 2903117

Classifications

ETIM

ETIM 3.0	EC000035
ETIM 4.0	EC000066
ETIM 5.0	EC002055

UNSPSC

UNSPSC 6.01	30211915
UNSPSC 7.0901	39121514
UNSPSC 11	39121514
UNSPSC 12.01	39121514
UNSPSC 13.2	39121514

Approvals

Approvals

Approvals

EAC

Ex Approvals

Approvals submitted

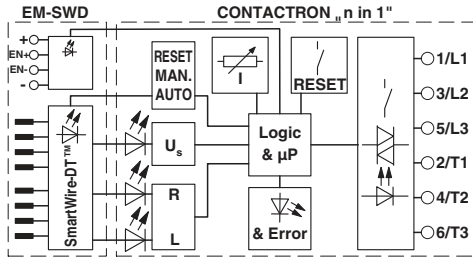
Approval details

EAC

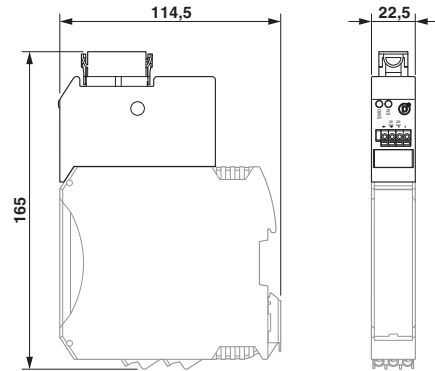
Drawings

Hybrid motor starter - ELR H5-IES-SC-SWD/500AC-2 - 2903117

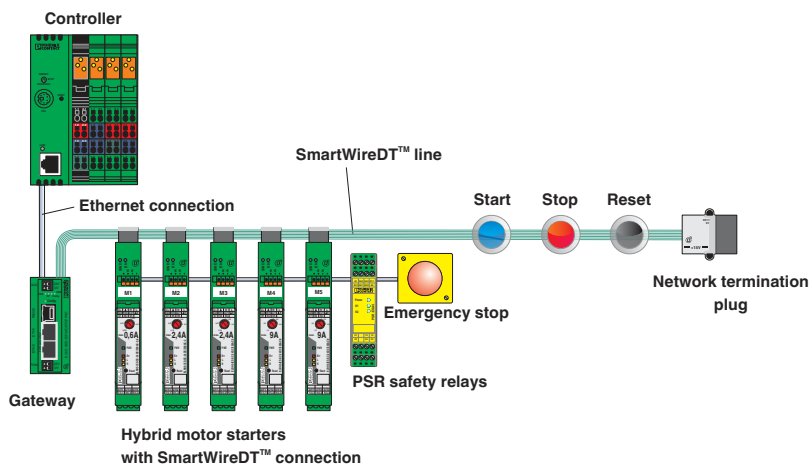
Block diagram



Dimensional drawing

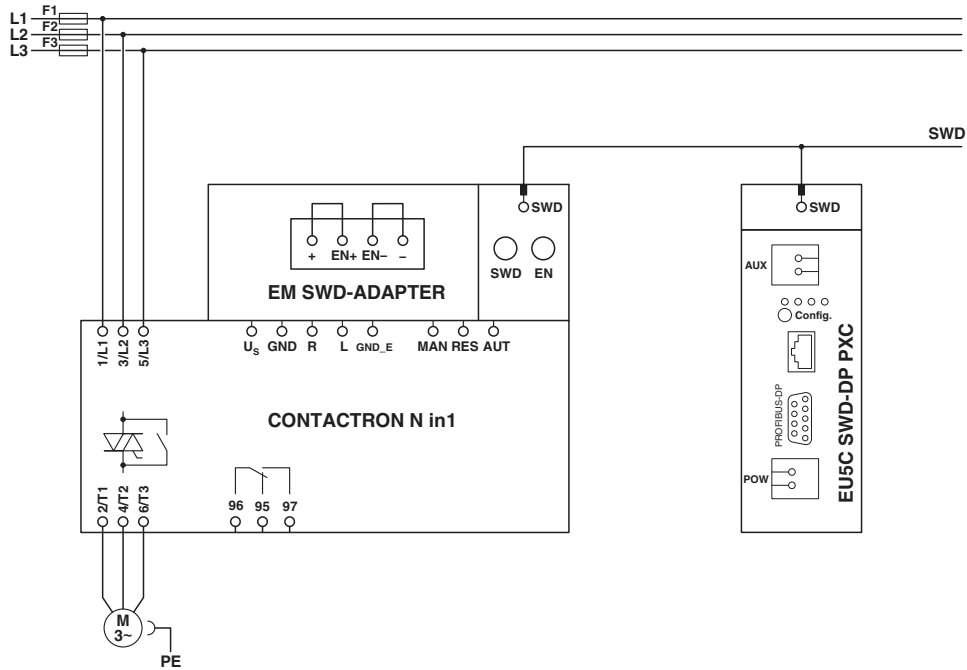


Application drawing



Hybrid motor starter - ELR H5-IES-SC-SWD/500AC-2 - 2903117

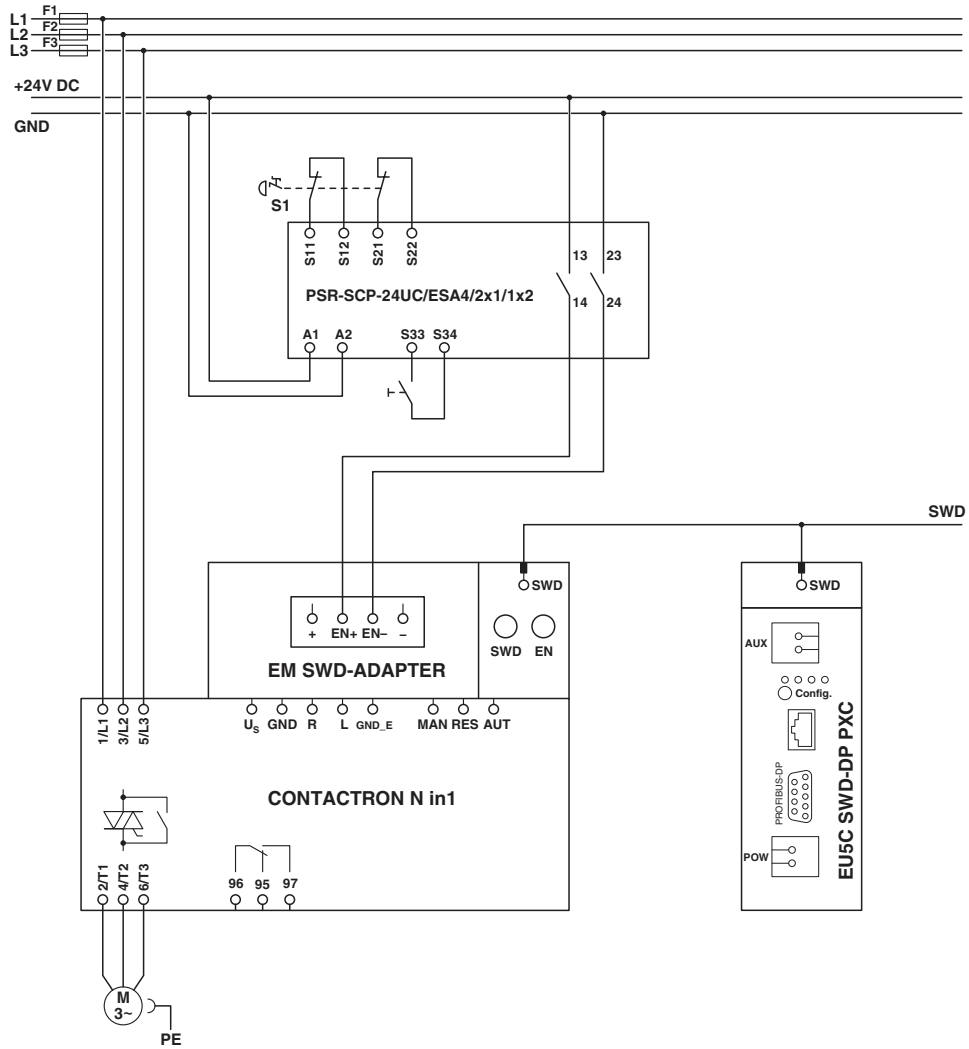
Circuit diagram



Wiring example without EMERGENCY STOP

Hybrid motor starter - ELR H5-IES-SC-SWD/500AC-2 - 2903117

Circuit diagram



EMERGENCY STOP wiring example (two-channel)