DATA CONTAINED IN THIS DOCUMENT IS PROPRIETARY TO TROMPETER ELECTRONICS INC AND SHALL NOT BE DISCLOSED, COPIED OR USED FOR PROCUREMENT OR MANUFACTURE WITHOUT EXPRESS WRITTEN PERMISSION OF TROMPETER ELECTRONICS INC

REVISIONS		22-01	SH 1
REV	DESCRIPTION	DATE	APPROVED
K	REVISED PER ECO 15124	7/23/03	WJ
L	ECO 55773	7/28/15	CM

TABLE 1

P2 CONN TYPE	A REF DIM 7	FIG NO	P1 CONN TYPE: BJ77 /8\ SCHEMATICS E1	E2	E3	E4	E5	E6	E7	BJ77TL E1	E2	E3	E4	E5	E6	BJ77FL E1	E2	E3	E4	E5	E6	BJ377 E1	E2	E3	E4	E5	E6	BJ77RG (REVERCE GENDER) /8\ E1	E2	E3	E4	E5	E6	BJ377RG (REVERCE GENDER) /8\ E1	E2	E3	E4	E5	E6
			DASH NO																																						
CJ20	1.844	1	-1	-4	-7	-19	-25	-181		-41	-49	-57	-65	-73	-196	-81	-89	-97	-105	-113	-211	-121	-129	-137	-145	-153	-226														
UCJ20			-U1	-U4	-U7	-U19	-U25	-182		-U41	-U49	-U57	-U65	-U73	-197	-U81	-U89	-U97	-U105	-U113	-212	-U121	-U129	-U137	-U145	-U153	-227														
PL20	1.778	2	-2	-5	-8	-20	-26	-193	-265	-42	-50	-58	-66	-74	-198	-82	-90	-98	-106	-114	-213	-122	-130	-138	-146	-154	-228	-241	-243	-245	-247	-249	-251	-253	-255	-257	-259	-261	-263
UPL20			-U2	-U5	-U8	-U20	-U26	-184		-U42	-U50	-U58	-U66	-U74	-199	-U82	-U90	-U98	-U106	-U114	-214	-U122	-U130	-U138	-U146	-U154	-229	-242	-244	-246	-248	-250	-252	-254	-256	-258	-260	-262	-264
BJ29	1.847	3	-3	-6	-9	-21	-27	-185		-43	-51	-59	-67	-75	-200	-83	-91	-99	-107	-115	-215	-123	-131	-139	-147	-155	-230														
UBJ29			-U3	-U6	-U9	-U21	-U27	-186		-U43	-U51	-U59	-U67	-U75	-201	-U83	-U91	-U99	-U107	-U115	-216	-U123	-U131	-U139	-U147	-U155	-231														
CJ40	1.844	1A	-10	-13	-16	-22	-28	-187		-44	-52	-60	-68	-76	-202	-84	-92	-100	-108	-116	-217	-124	-132	-140	-148	-156	-232														
UCJ40			-U10	-U13	-U16	-U22	-U28	-188		-U44	-U52	-U60	-U68	-U76	-203	-U84	-U92	-U100	-U108	-U116	-218	-U124	-U132	-U140	-U148	-U156	-233														
PL40	1.778	2A	-11	-14	-17	-23	-29	-189		-45	-53	-61	-69	-77	-204	-85	-93	-101	-109	-117	-219	-125	-133	-141	-149	-157	-234														
UPL40			-U11	-U14	-U17	-U23	-U29	-190		-U45	-U53	-U61	-U69	-U77	-205	-U85	-U93	-U101	-U109	-U117	-220	-U125	-U133	-U141	-U149	-U157	-235														
BJ49	1.847	3A	-12	-15	-18	-24	-30	-191		-46	-54	-62	-70	-78	-206	-86	-94	-102	-110	-118	-221	-126	-134	-142	-150	-158	-236														
UBJ49			-U12	-U15	-U18	-U24	-U30	-192		-U46	-U54	-U62	-U70	-U78	-207	-U86	-U94	-U102	-U110	-U118	-222	-U126	-U134	-U142	-U150	-U158	-237														
PL40P	1.778	2A	-31	-32	-33	-34	-35	-193		-47	-55	-63	-71	-79	-208	-87	-95	-103	-111	-119	-223	-127	-135	-143	-151	-159	-238														
PL123	1.646	4	-36	-37	-38	-39	-40	-194		-48	-56	-64	-72	-80	-209	-88	-96	-104	-112	-120	-224	-128	-136	-144	-152	-160	-239														
UPL123			-161	-162	-163	-164	-165	-195		-166	-167	-168	-169	-170	-210	-171	-172	-173	-174	-175	-225	-176	-177	-178	-179	-180	-240														
BJ26			SEE 22-09																																						
UBJ26																																									
BJ46																																									
UBJ46																																									

TABLE 2 /8\

JACK POLARIZATION CHART (BJ77 AND BJ77RG ONLY)

KEYING LETTER	A DEGREES	B DEGREES	C DEGREES	COLOR BAND
NONE	120°	120°	120°	NONE
T	100°	150°	110°	RED
U	120°	130°	110°	ORANGE
V	115°	130°	115°	YELLOW
W	125°	110°	125°	GREEN
X	130°	100°	130°	BLUE
Y	110°	140°	110°	VIOLET
Z	100°	160°	100°	GRAY
S	135°	135°	90°	WHITE

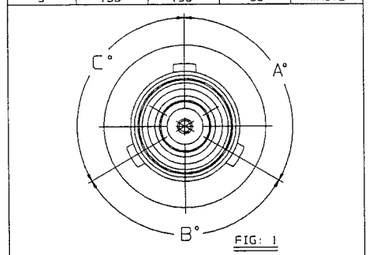

FIG: 1
SCALE: 4/1
KEYING LTR: NONE

/8\ POLARIZATION OPTIONAL ONLY ON BJ77 AND BJ77RG, SEE TABLE 2

/7\ ADD .020 TO "A" DIM FOR ADAPTERS WITH "G" PREFIX

6. EXAMPLE OF COMPLETE PART NO:

22-01-G 1 - X
- PART NO
- /3\
- DASH NO
- POLARIZATION LETTER CODE OMIT FOR NONE /8\

5. EXAMPLE OF COMPLETE MODEL NO:

AD - BJ77 RG X - E1 - U CJ20
- ADAPTER
- (P1) CONN TYPE
- RG = REVERSE GENDER; OMIT FOR NORMAL GENDER
- POLARIZATION LETTER CODE IF REQ'D SEE TABLE 2 /8\
- SCHEMATIC
- U = 75 OHM; OMIT FOR 50 OHM
- (P2) CONN TYPE, (U INDICATES 75 OHM)

4. BETWEEN SERIES ADAPTERS: 2-LUG, 3-LUG, 4-LUG AND THREADED CONCENTRIC TWINAX/TRIAX BNC TYPE TO COAXIAL 50 & 75 OHM BNC/TNC & PUSH-ON PLUG/JACK

/3\ FOR OPTIONAL GROUND LUG ADD PREFIX "G" TO DASH NO

2. FINISH TFS-1A (NICKEL)

1. ALL DIM ARE IN INCHES

RED INDICATES ORIGINAL

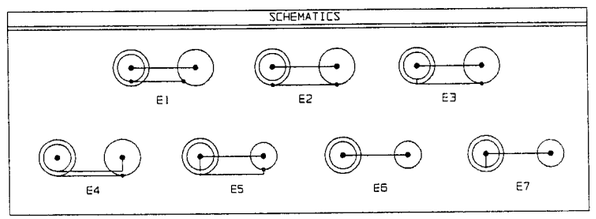

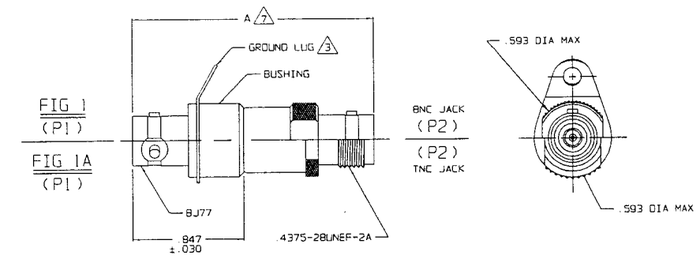

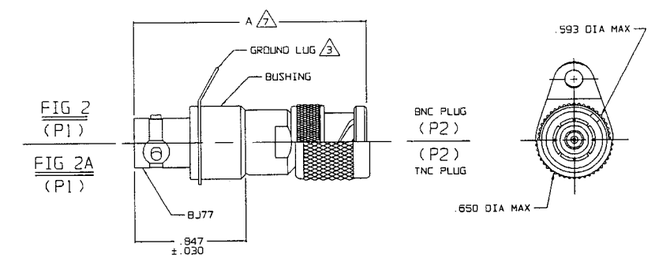

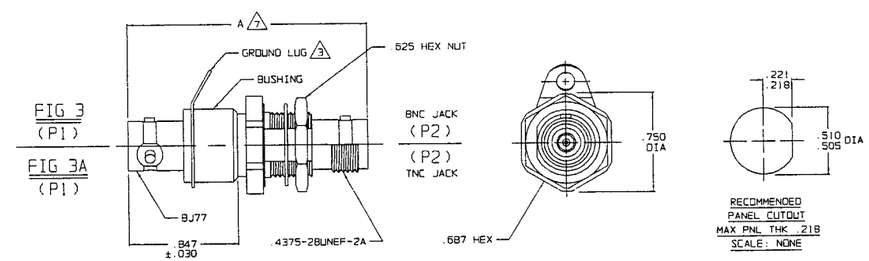

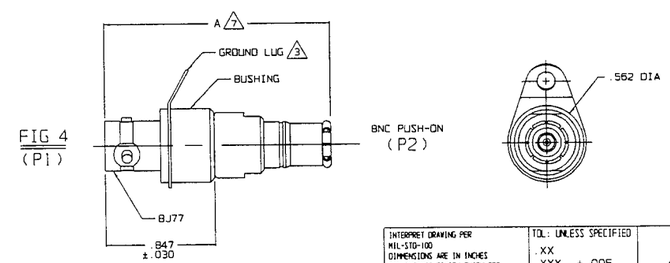

INTERPRET DRAWING PER MIL-STD-100 DIMENSIONS ARE IN INCHES AND INCLUDE FINISH THICKNESS UNLESS OTHERWISE SPECIFIED	TOL: UNLESS SPECIFIED .XX .XXX ±.005 .XXXX ANGLES	TROMPETER ELECTRONICS, INC.	
DRAWN AAH 7-22-03	MATERIAL:	TITLE: ADAPTER: BJ77, BJ77RG /8\ BJ77TL, BJ77FL, BJ377 TO BNC/TNC SERIES	
CHECKED 7-22-03			
QUALITY 7/23/03	FINISH:	SIZE B / CAGE CODE 14949	DRAWING NO. 22-01 / REV. L
MANGR 7/23/03			
APPROVED 7/23/03			
NEXT ASSY / CAD FILE NO. 22-01K	DO NOT SCALE DWG	SCALE NONE / DATE: 2-25-85	SHEET 1C