

282191-1 ✓ ACTIVE

AMP | Timer Connector System

TE Internal #: 282191-1

Housing for Female Terminals, Wire-to-Board / Wire-to-Device, 3 Position, .196 in [5 mm] Centerline, Sealable, Black, Timer Connector System

[View on TE.com >](#)



Connectors > Automotive Connectors > Automotive Housings > Timer Connector Housing



Connector & Housing Type: **Housing for Female Terminals**

Mating Tab Width: **2.8 mm [.11 in]**

Connector System: **Wire-to-Board, Wire-to-Device**

Number of Positions: **3**

Centerline (Pitch): **5 mm [.196 in]**

[All Timer Connector Housing \(589\)](#)

Features

Product Type Features

Connector Shape	Rectangular
Connector & Housing Type	Housing for Female Terminals
Connector System	Wire-to-Board, Wire-to-Device
Sealable	Yes
Hybrid Connector	No
Primary Locking Feature	On the Terminal
Connector & Contact Terminates To	Wire & Cable

Configuration Features

Number of Positions	3
Number of Rows	1

Electrical Characteristics

Operating Voltage	24 VDC
Nominal Voltage Architecture	12 V, 24 V

Body Features

Cable Exit Angle	180°
Primary Product Color	Black
Connector & Keying Code	Neutral



Contact Features

Contact Size	2.8mm
Contact Type	Receptacle
Mating Tab Width	2.8 mm[.11 in]
Contact Current Rating (Max)	20 A

Mechanical Attachment

Terminal Position Assurance	No
Strain Relief	Without
Mating Alignment Type	Polarization Slot
Mating Alignment	With
Connector Mounting Type	Cable Mount (Free-Hanging)

Housing Features

Housing Material	PA
Centerline (Pitch)	5 mm[.196 in]

Dimensions

Connector Height	38.7 mm[1.524 in]
Product Width	24.5 mm[.965 in]
Product Length	30.4 mm[1.197 in]

Usage Conditions

Operating Temperature (Max)	70 °C, 75 °C, 80 °C, 85 °C, 90 °C, 100 °C, 105 °C, 110 °C, 120 °C, 125 °C[158 °F][167 °F][176 °F][185 °F][194 °F][212 °F][221 °F][230 °F][248 °F][257 °F]
Operating Temperature Range	-30 – 125 °C[-22 – 257 °F]

Operation/Application

Circuit Application	Power
---------------------	-------

Industry Standards

Degree of Protection	IP54K
----------------------	-------

Packaging Features

Packaging Method	Bag
------------------	-----

Other

Serviceable	Yes
-------------	-----

Connector Position Assurance Capable

No

Product Compliance

For compliance documentation, visit the product page on TE.com>

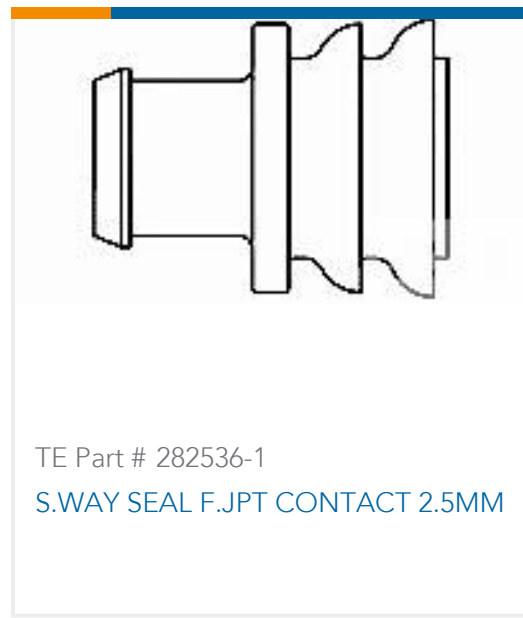
EU RoHS Directive 2011/65/EU	Compliant
EU ELV Directive 2000/53/EC	Compliant
China RoHS 2 Directive MIIT Order No 32, 2016	No Restricted Materials Above Threshold
EU REACH Regulation (EC) No. 1907/2006	Current ECHA Candidate List: JUNE 2023 (235) Candidate List Declared Against: JUNE 2023 (235) Does not contain REACH SVHC
Halogen Content	BFR/CFR/PVC Free, but Br/Cl >900 ppm in other sources.
Solder Process Capability	Not applicable for solder process capability

Product Compliance Disclaimer

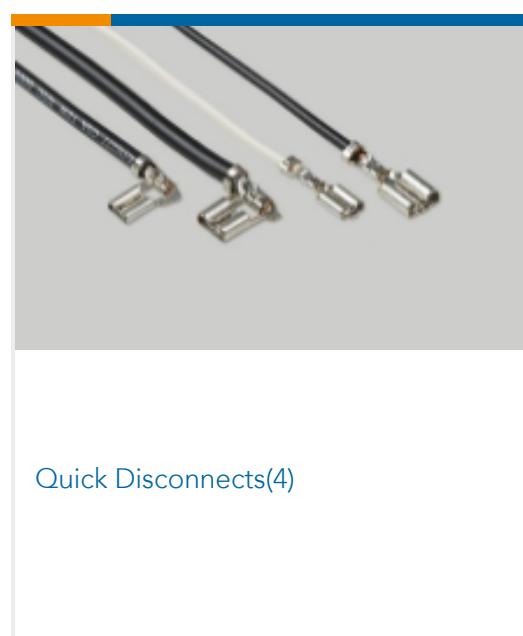

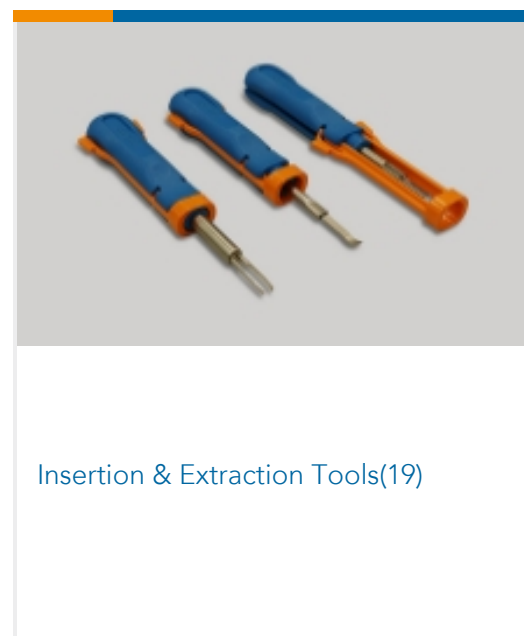
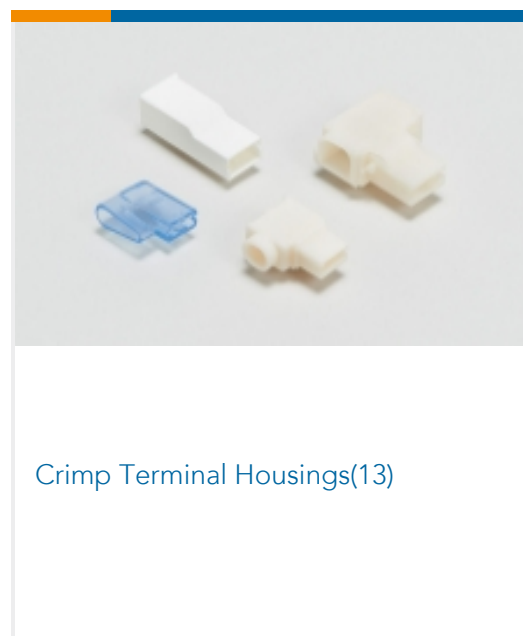

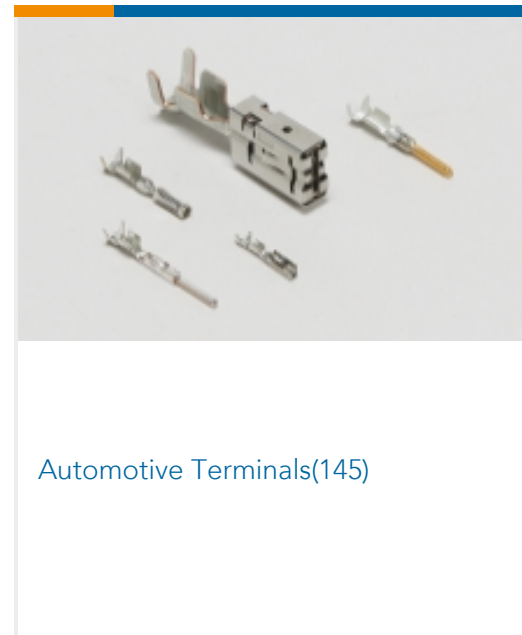
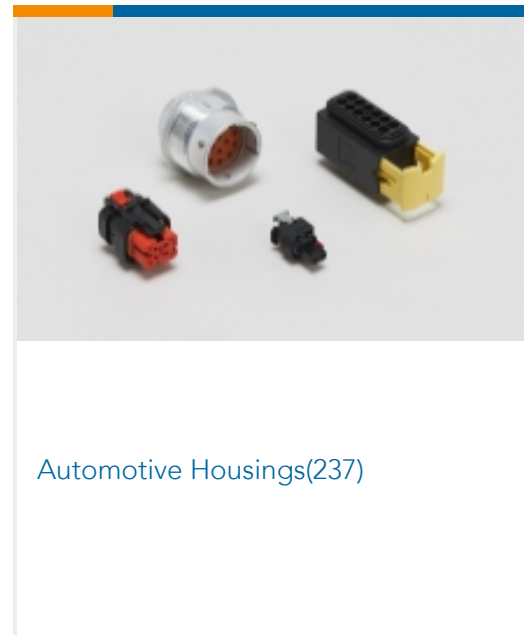
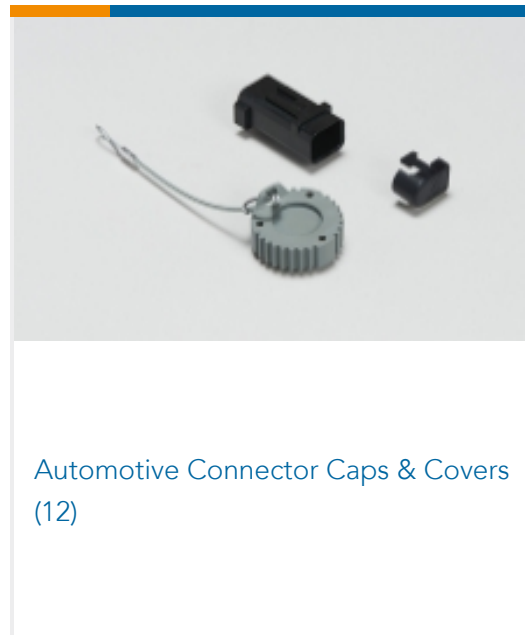
This information is provided based on reasonable inquiry of our suppliers and represents our current actual knowledge based on the information they provided. This information is subject to change. The part numbers that TE has identified as EU RoHS compliant have a maximum concentration of 0.1% by weight in homogenous materials for lead, hexavalent chromium, mercury, PBB, PBDE, DBP, BBP, DEHP, DIBP, and 0.01% for cadmium, or qualify for an exemption to these limits as defined in the Annexes of Directive 2011/65/EU (RoHS2). Finished electrical and electronic equipment products will be CE marked as required by Directive 2011/65/EU. Components may not be CE marked. Additionally, the part numbers that TE has identified as EU ELV compliant have a maximum concentration of 0.1% by weight in homogenous materials for lead, hexavalent chromium, and mercury, and 0.01% for cadmium, or qualify for an exemption to these limits as defined in the Annexes of Directive 2000/53/EC (ELV). Regarding the REACH Regulation, the information TE provides on SVHC in articles for this part number is based on the latest European Chemicals Agency (ECHA) 'Guidance on requirements for substances in articles' posted at this URL: <https://echa.europa.eu/guidance-documents/guidance-on-reach>

Compatible Parts



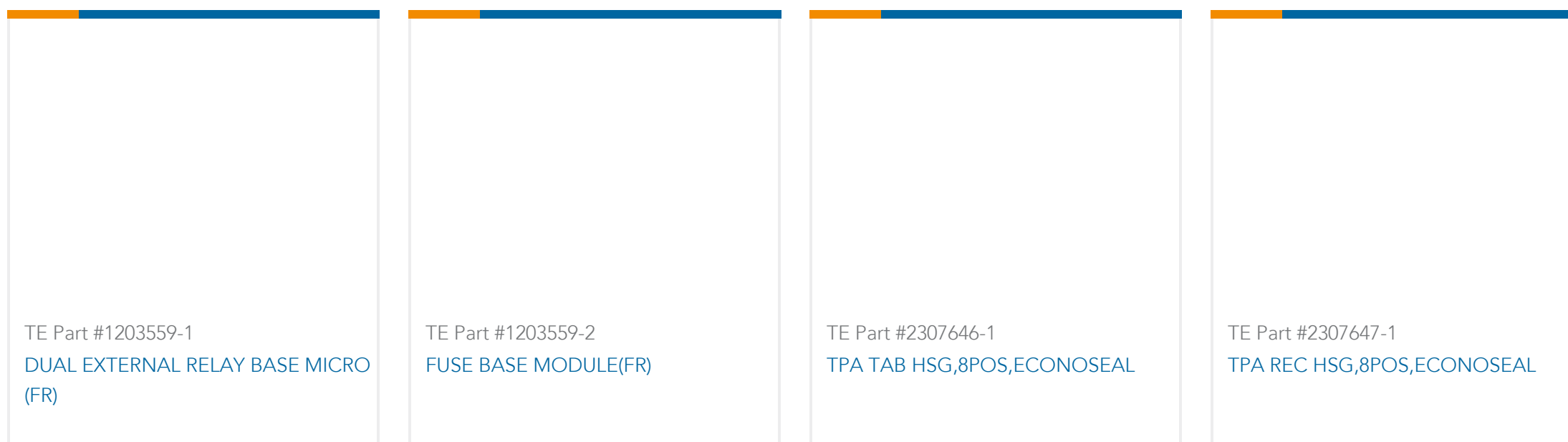


Also in the Series | Timer Connector System



Customers Also Bought





Documents

Product Drawings

SPLASH PROOF CONN. W.S.L.

English

CAD Files

3D PDF

3D

Customer View Model

[ENG_CVM_CVM_282191-1_P_c-282191-1-p.2d_dxf.zip](#)

English

Customer View Model

[ENG_CVM_CVM_282191-1_P_c-282191-1-p.3d_igs.zip](#)

English

Customer View Model

[ENG_CVM_CVM_282191-1_P_c-282191-1-p.3d_stp.zip](#)

English

By downloading the CAD file I accept and agree to the [Terms and Conditions](#) of use.

Datasheets & Catalog Pages

Timer Interconnection System

English

Product Specifications

Product Specification

English

Connecteurs 2, 3 et 5 Voies Etanches Junior Power Timer

English

Product Specification

English

Product Environmental Compliance

[MD_282191-1_07152015910_dmtec](#)

English

[MD_282191-1_07152015910_dmtec](#)

English



Instruction Sheets

[2-7 positions junior power timer splash proof connectors](#)

English

[Instruction Sheet \(non U.S.\)](#)

English

[2-7 positions Junior Power Timer splash proof connectors \(english version\)](#)

English

[Instruction Sheet \(non U.S.\)](#)

English